



# WORKING PAPER

## UNINCORPORATED ENTERPRISES (SOLE-PROPRIETORSHIPS AND PARTNERSHIPS) IN THE REPUBLIC OF SERBIA, 2023



No **130**

Belgrade, 2024



Unincorporated enterprises  
(sole proprietorships  
and partnerships)  
in the Republic of Serbia, 2023

Working paper – Unincorporated enterprises (sole proprietorships and partnerships)  
in the Republic of Serbia, 2023

Publishers: Statistical Office of the Republic of Serbia Belgrade, 5, Milana Rakića St  
For the publishers: Branko Josipović, Acting Director

Editorial board:

Editor in chief: Snežana Lakčević

Members: Ljiljana Đorđević, Gordana Bjelobrk, Dijana Dodig Bukulica, Dejana Đorđević

Text editing: Dušan Gavrilović, Dijana Dodig Bukilica, Marija Vulović, Jovana Ćosić, Ivana Stanojković, and  
Marijana Miljković

English translation: Gordana Nedeljković

Design and press editing: Division for statistical output development and visualization

## Contents

Methodological explanations .....	5
(1) Number of unincorporated enterprises .....	11
(2) Number of employees .....	12
(3) Turnover .....	13
(4) Gross value added .....	14



## METHODOLOGICAL EXPLANATIONS

In 2024 the Statistical Office of the Republic of Serbia has conducted a major or benchmark revision of GDP and all domains of the national accounts system in accordance with the five-year cycle of revision of national accounts of all European countries under the supervision of Eurostat. An exemplary modification, specifically the enhancement of methodologies and data sources, pertains to the refinement of the calculation of Gross Value Added (GVA) for unincorporated enterprises. (sole proprietorships and partnerships). In this publication presented are the major macroeconomic indicators for unincorporated enterprises for 2023 in compliance with upgraded methodology and new data sources, as well as the revised estimates for the years 2021 and 2022.

The major novelty concerning the methodology of calculation of indicators for unincorporated enterprises regards the estimation of the number of unincorporated enterprises. According to the new methodology, the calculation covers only those unincorporated enterprises that submitted the financial statements to the Business Register Agency and so-called flat rate sole proprietorships that provided resolutions on taxed income from the tax administration, and estimated tax and social contributions. All other registered unincorporated enterprises that are in an *idle* mode or state of temporary closure, in accordance with the new methodology are excluded from calculations and considered inactive, which resulted in considerably reduced number of unincorporated enterprises when compared to the calculations before the large revision.

The calculation of Gross value added (GVA) of unincorporated enterprises observes the income approach as the sum of mixed income of unincorporated enterprises and personnel costs (increased by net tax on production). The calculation of mixed income is carried out based on the data from financial statements of unincorporated enterprises (about 120 000, i.e. 50% of unincorporated enterprises) and the Tax authority data on taxable income of flat rate sole proprietorships. The number of employees is estimated on the basis of the data of the Central register of social contribution payers (CRSCP), and the Labour Force Survey as well (regarding informal, unregistered employment). Personnel costs are estimated based on the tax administration data on employees employed with unincorporated enterprises. The estimation of output, intermediate consumption and turnover is carried out on the basis of data (coefficients) of financial statements of unincorporated enterprises, as well as based on the data of financial statements of micro and small enterprises.

Upgraded data sources for unincorporated enterprises, in the first place financial statements of so-called 'book-keepers' that have become available since 2020, regarding scope, details, and coverage as well, ensured more accurate, precise and reliable estimation of macroeconomic indicators for unincorporated enterprises.

The processing results are provided for (1) number of unincorporated enterprises, (2) number of employees. (3) turnover and (4) Gross value added. From the viewpoint of territory, the data are expressed on the levels of 1 and 2 of the Nomenclature of statistical territorial units (*NSTJ*): Srbija – sever and Srbija – jug, (*NSTJ 1*), and on the level of regions (*NSTJ 2*): Beogradski region, Region Vojvodine, Region Šumadije i Zapadne Srbije, i Region Južne i Istočne Srbije.

Starting from 1999 the Statistical Office of the Republic of Serbia has not at disposal and may not provide available certain data relative to AP Kosovo and Metohija and therefore these data are not included in the coverage for the Republic of Serbia (total).

In accordance with the applicable territorial distribution and the Classification of Activities (2010), from the viewpoint of territory the data are expressed to the level of regions, *NSTJ 2*, the Nomenclature of statistical territorial units, and by activities to the level of sections, the Classification of Activities (2010), *NACE Rev. 2*:

- A Agriculture, forestry and fishing
- B Mining and quarrying
- C Manufacturing
- D Electricity, gas and steam supply
- E Water supply; sewerage, waste management and remediation activities
- F Construction
- G Wholesale and retail trade; repair of motor vehicles and motorcycles
- H Transportation and storage
- I Accommodation and food service activities
- J Information and communication
- K Financial and insurance activities
- L Real estate activities
- M Professional, scientific and technical activities
- N Administrative and support service activities
- O Public administration and defence; compulsory social security
- P Education
- Q Human health and social work activities
- R Art, entertainment and recreation
- S Other service activities
- T Activities of households as employers
- U Activities of extraterritorial organizations and bodies

The features are defined as follows:

- *Turnover* – receipts from sales (of goods, and products and services as well);
- *Gross value added (GVA)* (at basic prices), as difference between output and intermediate consumption.



Table 1. Number of unincorporated enterprises (estimate), 2023

Activity	Republic of Serbia						
	Total	Srbija – sever	Srbija – jug	Beogradski region	Region Vojvodine	Region Šumadije i Zapadne Srbije	Region Južne i Istočne Srbije
<b>Total</b>	<b>248 906</b>	<b>133 525</b>	<b>115 381</b>	<b>71 079</b>	<b>62 446</b>	<b>70 765</b>	<b>44 616</b>
<b>Agriculture, forestry and fishing</b>	<b>2 207</b>	<b>709</b>	<b>1 498</b>	<b>163</b>	<b>546</b>	<b>842</b>	<b>656</b>
<b>Mining and quarrying</b>	<b>89</b>	<b>14</b>	<b>75</b>	<b>7</b>	<b>7</b>	<b>45</b>	<b>30</b>
<b>Manufacturing</b>	<b>35 195</b>	<b>14 312</b>	<b>20 883</b>	<b>5 572</b>	<b>8 740</b>	<b>13 662</b>	<b>7 221</b>
Manufacture of food products, beverages and tobacco products	6 778	2 796	3 982	1 011	1 785	2 458	1 524
Manufacture of textiles, apparel, leather and related products	4 491	1 688	2 803	748	940	1 877	926
Manufacture of wood and paper products, and printing	5 722	2 199	3 523	896	1 303	2 345	1 178
Manufacture of coke, and refined petroleum products	-	-	-	-	-	-	-
Manufacture of chemicals and chemical products	511	147	364	70	77	220	144
Manufacture of pharmaceuticals, medicinal chemical and botanical products	-	-	-	-	-	-	-
Manufacture of rubber and plastics products, and non-metallic mineral products	3 181	1 212	1 969	364	848	1 278	691
Manufacture of basic metals and fabricated metal products, except machinery	6 518	2 656	3 862	888	1 768	2 637	1 225
Manufacture of computer, electronic and optical products	406	214	192	82	132	94	98
Manufacture of electrical equipment	200	71	129	45	26	79	50
Manufacture of machinery and equipment n.e.c.	546	214	332	52	162	224	108
Manufacture of transport equipment	264	86	178	29	57	128	50
Other manufacturing, and repair and installation of machinery and equipment	6 578	3 029	3 549	1 387	1 642	2 322	1 227
<b>Electricity, gas and steam supply</b>	<b>53</b>	<b>15</b>	<b>38</b>	<b>7</b>	<b>8</b>	<b>20</b>	<b>18</b>
<b>Water supply, sewerage, waste management and remediation</b>	<b>579</b>	<b>222</b>	<b>357</b>	<b>80</b>	<b>142</b>	<b>250</b>	<b>107</b>
<b>Construction</b>	<b>26 695</b>	<b>11 825</b>	<b>14 870</b>	<b>5 030</b>	<b>6 795</b>	<b>9 342</b>	<b>5 528</b>
<b>Wholesale and retail trade, repair of motor vehicles and motorcycles</b>	<b>42 356</b>	<b>19 626</b>	<b>22 730</b>	<b>8 803</b>	<b>10 823</b>	<b>13 490</b>	<b>9 240</b>
<b>Transport and storage</b>	<b>21 632</b>	<b>12 844</b>	<b>8 788</b>	<b>7 835</b>	<b>5 009</b>	<b>5 753</b>	<b>3 035</b>
<b>Accommodation and food service activities</b>	<b>17 120</b>	<b>8 217</b>	<b>8 903</b>	<b>3 523</b>	<b>4 694</b>	<b>5 451</b>	<b>3 452</b>
<b>Information and communication</b>	<b>17 431</b>	<b>12 585</b>	<b>4 846</b>	<b>8 438</b>	<b>4 147</b>	<b>2 549</b>	<b>2 297</b>
Publishing, audio-visual and broadcasting activities	3 144	2 234	910	1 614	620	521	389
Telecommunications	210	101	109	57	44	62	47
IT and other information services	14 077	10 250	3 827	6 767	3 483	1 966	1 861
<b>Financial and insurance activities</b>	<b>1 452</b>	<b>722</b>	<b>730</b>	<b>341</b>	<b>381</b>	<b>449</b>	<b>281</b>
<b>Real estate activities</b>	<b>1 206</b>	<b>799</b>	<b>407</b>	<b>467</b>	<b>332</b>	<b>277</b>	<b>130</b>
<b>Professional, scientific and technical activities</b>	<b>42 097</b>	<b>27 948</b>	<b>14 149</b>	<b>17 570</b>	<b>10 378</b>	<b>8 231</b>	<b>5 918</b>
Legal, accounting, management, architecture, engineering, technical testing and analysis activities	34 791	23 119	11 672	14 835	8 284	6 761	4 911
Scientific research and development	74	46	28	26	20	14	14
Other professional, scientific and technical activities	7 232	4 783	2 449	2 709	2 074	1 456	993
<b>Administrative and support service activities</b>	<b>9 308</b>	<b>5 400</b>	<b>3 908</b>	<b>2 965</b>	<b>2 435</b>	<b>2 380</b>	<b>1 528</b>
<b>Public administration and defence, compulsory social security</b>	<b>-</b>	<b>-</b>	<b>-</b>	<b>-</b>	<b>-</b>	<b>-</b>	<b>-</b>
<b>Education</b>	<b>3 263</b>	<b>1 909</b>	<b>1 354</b>	<b>1 022</b>	<b>887</b>	<b>739</b>	<b>615</b>
<b>Human health and social work activities</b>	<b>5 749</b>	<b>3 501</b>	<b>2 248</b>	<b>2 204</b>	<b>1 297</b>	<b>1 329</b>	<b>919</b>
Human health services	5 667	3 447	2 220	2 170	1 277	1 308	912
Residential care and social work activities	82	54	28	34	20	21	7
<b>Arts, entertainment and recreation</b>	<b>4 472</b>	<b>3 013</b>	<b>1 459</b>	<b>1 959</b>	<b>1 054</b>	<b>943</b>	<b>516</b>
<b>Other services activities</b>	<b>18 002</b>	<b>9 864</b>	<b>8 138</b>	<b>5 093</b>	<b>4 771</b>	<b>5 013</b>	<b>3 125</b>
<b>Activities of households as employers</b>	<b>-</b>	<b>-</b>	<b>-</b>	<b>-</b>	<b>-</b>	<b>-</b>	<b>-</b>
<b>Activities of extra-territorial organisations and bodies</b>	<b>-</b>	<b>-</b>	<b>-</b>	<b>-</b>	<b>-</b>	<b>-</b>	<b>-</b>

**Table 2. Number of employees with unincorporated enterprises (estimate), 2023**

Activity	Republic of Serbia						
	Total	Srbija – sever	Srbija – jug	Beogradski region	Region Vojvodine	Region Šumadije i Zapadne Srbije	Region Južne i Istočne Srbije
<b>Total</b>	<b>265 900</b>	<b>135 595</b>	<b>130 305</b>	<b>60 109</b>	<b>75 486</b>	<b>78 156</b>	<b>52 149</b>
<b>Agriculture, forestry and fishing</b>	<b>2 809</b>	<b>688</b>	<b>2 121</b>	<b>217</b>	<b>471</b>	<b>1 347</b>	<b>774</b>
<b>Mining and quarrying</b>	<b>179</b>	<b>17</b>	<b>162</b>	<b>1</b>	<b>16</b>	<b>88</b>	<b>74</b>
<b>Manufacturing</b>	<b>57 371</b>	<b>26 268</b>	<b>31 103</b>	<b>8 973</b>	<b>17 295</b>	<b>19 974</b>	<b>11 129</b>
Manufacture of food products, beverages and tobacco products	23 352	12 241	11 111	4 008	8 233	6 843	4 268
Manufacture of textiles, apparel, leather and related products	7 190	2 267	4 923	966	1 301	3 711	1 212
Manufacture of wood and paper products, and printing	6 395	2 191	4 204	799	1 392	2 624	1 580
Manufacture of coke, and refined petroleum products	-	-	-	-	-	-	-
Manufacture of chemicals and chemical products	331	150	181	75	75	114	67
Manufacture of pharmaceuticals, medicinal chemical and botanical products	-	-	-	-	-	-	-
Manufacture of rubber and plastics products, and non-metallic mineral products	4 891	2 104	2 787	586	1 518	1 892	895
Manufacture of basic metals and fabricated metal products, except machinery	7 217	3 374	3 843	1 036	2 338	2 396	1 447
Manufacture of computer, electronic and optical products	424	178	246	65	113	84	162
Manufacture of electrical equipment	180	115	65	71	44	31	34
Manufacture of machinery and equipment n.e.c.	1 061	566	495	129	437	325	170
Manufacture of transport equipment	269	159	110	58	101	64	46
Other manufacturing, and repair and installation of machinery and equipment	6 061	2 923	3 138	1 180	1 743	1 890	1 248
<b>Electricity, gas and steam supply</b>	<b>13</b>	<b>4</b>	<b>9</b>	<b>4</b>		<b>1</b>	<b>8</b>
<b>Water supply, sewerage, waste management and remediation</b>	<b>512</b>	<b>215</b>	<b>297</b>	<b>29</b>	<b>186</b>	<b>191</b>	<b>106</b>
<b>Construction</b>	<b>38 262</b>	<b>19 214</b>	<b>19 048</b>	<b>8 006</b>	<b>11 208</b>	<b>11 332</b>	<b>7 716</b>
<b>Wholesale and retail trade, repair of motor vehicles and motorcycles</b>	<b>59 647</b>	<b>28 520</b>	<b>31 127</b>	<b>11 715</b>	<b>16 805</b>	<b>17 873</b>	<b>13 254</b>
<b>Transport and storage</b>	<b>12 079</b>	<b>5 380</b>	<b>6 699</b>	<b>2 185</b>	<b>3 195</b>	<b>4 345</b>	<b>2 354</b>
<b>Accommodation and food service activities</b>	<b>40 643</b>	<b>21 329</b>	<b>19 314</b>	<b>9 578</b>	<b>11 751</b>	<b>11 381</b>	<b>7 933</b>
<b>Information and communication</b>	<b>1 723</b>	<b>1 011</b>	<b>712</b>	<b>620</b>	<b>391</b>	<b>346</b>	<b>366</b>
Publishing, audio-visual and broadcasting activities	180	99	81	51	48	40	41
Telecommunications	154	87	67	40	47	28	39
IT and other information services	1 389	825	564	529	296	278	286
<b>Financial and insurance activities</b>	<b>2 373</b>	<b>1 291</b>	<b>1 082</b>	<b>574</b>	<b>717</b>	<b>609</b>	<b>473</b>
<b>Real estate activities</b>	<b>950</b>	<b>635</b>	<b>315</b>	<b>405</b>	<b>230</b>	<b>186</b>	<b>129</b>
<b>Professional, scientific and technical activities</b>	<b>17 531</b>	<b>10 157</b>	<b>7 374</b>	<b>5 255</b>	<b>4 902</b>	<b>4 220</b>	<b>3 154</b>
Legal, accounting, management, architecture, engineering, technical testing and analysis activities	15 007	8 775	6 232	4 594	4 181	3 540	2 692
Scientific research and development	8	6	2	2	4		2
Other professional, scientific and technical activities	2 516	1 376	1 140	659	717	680	460
<b>Administrative and support service activities</b>	<b>5 715</b>	<b>3 314</b>	<b>2 401</b>	<b>1 548</b>	<b>1 766</b>	<b>1 343</b>	<b>1 058</b>
<b>Public administration and defence, compulsory social security</b>	<b>-</b>	<b>-</b>	<b>-</b>	<b>-</b>	<b>-</b>	<b>-</b>	<b>-</b>
<b>Education</b>	<b>1 284</b>	<b>935</b>	<b>349</b>	<b>516</b>	<b>419</b>	<b>214</b>	<b>135</b>
<b>Human health and social work activities</b>	<b>12 244</b>	<b>8 467</b>	<b>3 777</b>	<b>5 491</b>	<b>2 976</b>	<b>2 146</b>	<b>1 631</b>
Human health services	11 803	8 350	3 453	5 430	2 920	1 891	1 562
Residential care and social work activities	441	117	324	61	56	255	69
<b>Arts, entertainment and recreation</b>	<b>1 117</b>	<b>654</b>	<b>463</b>	<b>309</b>	<b>345</b>	<b>303</b>	<b>160</b>
<b>Other services activities</b>	<b>11 448</b>	<b>7 496</b>	<b>3 952</b>	<b>4 683</b>	<b>2 813</b>	<b>2 257</b>	<b>1 695</b>
<b>Activities of households as employers</b>	<b>-</b>	<b>-</b>	<b>-</b>	<b>-</b>	<b>-</b>	<b>-</b>	<b>-</b>
<b>Activities of extra-territorial organisations and bodies</b>	<b>-</b>	<b>-</b>	<b>-</b>	<b>-</b>	<b>-</b>	<b>-</b>	<b>-</b>

Table 3. Turnover of unincorporated enterprises (estimate), 2023

RSD million

Activity	Republic of Serbia						
	Total	Srbija – sever	Srbija – jug	Beogradski region	Region Vojvodine	Region Šumadije i Zapadne Srbije	Region Južne i Istočne Srbije
<b>Total</b>	<b>2 333 549</b>	<b>1 197 358</b>	<b>1 136 191</b>	<b>608 108</b>	<b>589 251</b>	<b>726 783</b>	<b>409 408</b>
<b>Agriculture, forestry and fishing</b>	<b>28 421</b>	<b>7 336</b>	<b>21 084</b>	<b>2 096</b>	<b>5 240</b>	<b>12 600</b>	<b>8 484</b>
<b>Mining and quarrying</b>	<b>2 396</b>	<b>247</b>	<b>2 150</b>	<b>11</b>	<b>235</b>	<b>1 602</b>	<b>547</b>
<b>Manufacturing</b>	<b>431 216</b>	<b>199 397</b>	<b>231 819</b>	<b>82 490</b>	<b>116 906</b>	<b>161 744</b>	<b>70 075</b>
Manufacture of food products, beverages and tobacco products	136 716	66 682	70 035	21 642	45 040	47 220	22 814
Manufacture of textiles, apparel, leather and related products	25 103	10 443	14 660	5 046	5 397	10 504	4 157
Manufacture of wood and paper products, and printing	64 811	26 674	38 137	12 792	13 881	27 546	10 591
Manufacture of coke, and refined petroleum products	-	-	-	-	-	-	-
Manufacture of chemicals and chemical products	6 431	1 649	4 781	718	932	3 472	1 309
Manufacture of pharmaceuticals, medicinal chemical and botanical products	-	-	-	-	-	-	-
Manufacture of rubber and plastics products, and non-metallic mineral products	43 663	17 306	26 357	6 476	10 830	20 177	6 180
Manufacture of basic metals and fabricated metal products, except machinery	83 777	36 655	47 122	13 603	23 052	32 649	14 473
Manufacture of computer, electronic and optical products	3 762	1 774	1 988	783	991	794	1 195
Manufacture of electrical equipment	2 018	1 264	755	741	523	464	291
Manufacture of machinery and equipment n.e.c.	10 892	5 518	5 374	1 708	3 810	3 328	2 046
Manufacture of transport equipment	2 205	1 267	938	420	847	608	330
Other manufacturing, and repair and installation of machinery and equipment	51 837	30 166	21 671	18 561	11 605	14 981	6 690
<b>Electricity, gas and steam supply</b>	<b>305</b>	<b>136</b>	<b>169</b>	<b>81</b>	<b>56</b>	<b>68</b>	<b>101</b>
<b>Water supply, sewerage, waste management and remediation</b>	<b>11 095</b>	<b>5 008</b>	<b>6 086</b>	<b>1 840</b>	<b>3 168</b>	<b>4 191</b>	<b>1 896</b>
<b>Construction</b>	<b>316 615</b>	<b>154 677</b>	<b>161 938</b>	<b>75 944</b>	<b>78 733</b>	<b>104 153</b>	<b>57 785</b>
<b>Wholesale and retail trade, repair of motor vehicles and motorcycles</b>	<b>753 026</b>	<b>332 222</b>	<b>420 804</b>	<b>135 109</b>	<b>197 113</b>	<b>256 097</b>	<b>164 707</b>
<b>Transport and storage</b>	<b>171 630</b>	<b>89 639</b>	<b>81 991</b>	<b>51 463</b>	<b>38 176</b>	<b>59 251</b>	<b>22 740</b>
<b>Accommodation and food service activities</b>	<b>127 025</b>	<b>73 756</b>	<b>53 268</b>	<b>37 609</b>	<b>36 147</b>	<b>33 021</b>	<b>20 247</b>
<b>Information and communication</b>	<b>80 263</b>	<b>59 574</b>	<b>20 689</b>	<b>42 183</b>	<b>17 391</b>	<b>11 770</b>	<b>8 919</b>
Publishing, audio-visual and broadcasting activities	17 325	13 610	3 715	10 968	2 642	1 938	1 777
Telecommunications	1 389	850	539	526	324	377	162
IT and other information services	61 549	45 114	16 435	30 689	14 426	9 455	6 980
<b>Financial and insurance activities</b>	<b>3 251</b>	<b>1 873</b>	<b>1 378</b>	<b>1 094</b>	<b>779</b>	<b>861</b>	<b>518</b>
<b>Real estate activities</b>	<b>4 233</b>	<b>2 689</b>	<b>1 544</b>	<b>1 674</b>	<b>1 015</b>	<b>780</b>	<b>763</b>
<b>Professional, scientific and technical activities</b>	<b>212 452</b>	<b>145 513</b>	<b>66 939</b>	<b>95 804</b>	<b>49 709</b>	<b>40 210</b>	<b>26 729</b>
Legal, accounting, management, architecture, engineering, technical testing and analysis activities	180 252	123 439	56 812	82 896	40 543	33 836	22 976
Scientific research and development	273	203	70	113	90	32	38
Other professional, scientific and technical activities	31 927	21 871	10 056	12 795	9 075	6 341	3 715
<b>Administrative and support service activities</b>	<b>51 034</b>	<b>31 031</b>	<b>20 003</b>	<b>18 039</b>	<b>12 992</b>	<b>12 059</b>	<b>7 944</b>
<b>Public administration and defence, compulsory social security</b>	<b>-</b>	<b>-</b>	<b>-</b>	<b>-</b>	<b>-</b>	<b>-</b>	<b>-</b>
<b>Education</b>	<b>9 095</b>	<b>5 919</b>	<b>3 176</b>	<b>3 656</b>	<b>2 263</b>	<b>1 728</b>	<b>1 448</b>
<b>Human health and social work activities</b>	<b>57 331</b>	<b>43 242</b>	<b>14 089</b>	<b>30 002</b>	<b>13 239</b>	<b>8 121</b>	<b>5 968</b>
Human health services	56 708	42 980	13 728	29 854	13 126	7 829	5 899
Residential care and social work activities	623	262	361	148	114	293	68
<b>Arts, entertainment and recreation</b>	<b>19 714</b>	<b>12 729</b>	<b>6 985</b>	<b>8 881</b>	<b>3 848</b>	<b>4 717</b>	<b>2 268</b>
<b>Other services activities</b>	<b>54 449</b>	<b>32 371</b>	<b>22 078</b>	<b>20 132</b>	<b>12 239</b>	<b>13 808</b>	<b>8 270</b>
<b>Activities of households as employers</b>	<b>-</b>	<b>-</b>	<b>-</b>	<b>-</b>	<b>-</b>	<b>-</b>	<b>-</b>
<b>Activities of extra-territorial organisations and bodies</b>	<b>-</b>	<b>-</b>	<b>-</b>	<b>-</b>	<b>-</b>	<b>-</b>	<b>-</b>

Table 4. Gross value added of unincorporated enterprises (estimate), 2023

RSD million

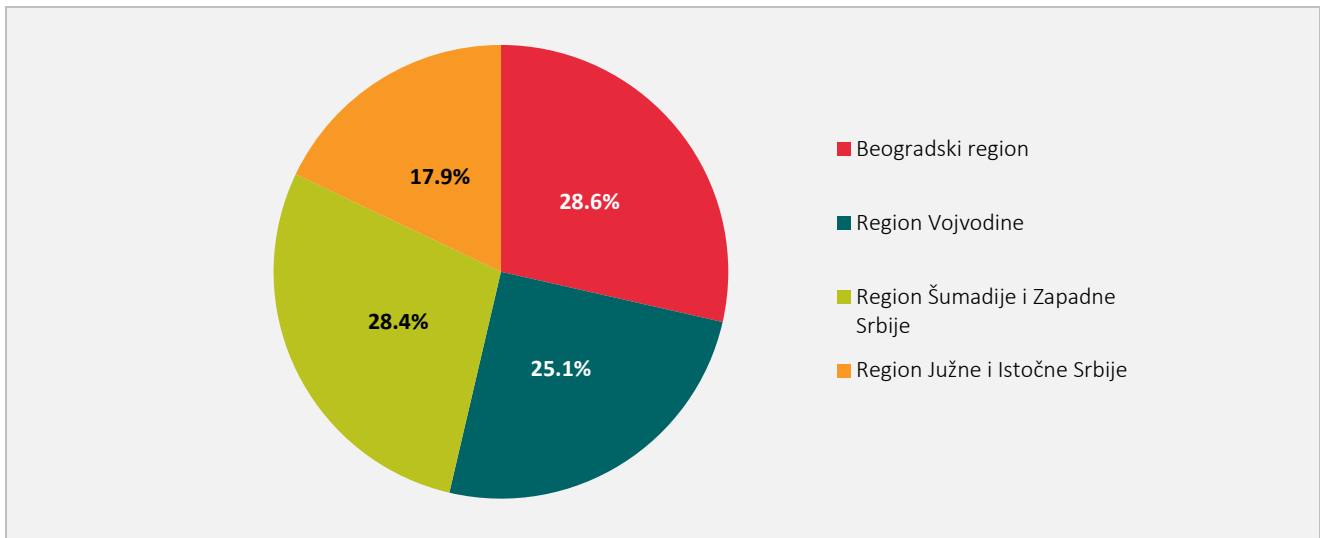
Activity	Republic of Serbia						
	Total	Srbija – sever	Srbija – jug	Beogradski region	Region Vojvodine	Region Šumadije i Zapadne Srbije	Region Južne i Istočne Srbije
<b>Total</b>	<b>662 855</b>	<b>380 145</b>	<b>282 710</b>	<b>207 844</b>	<b>172 302</b>	<b>178 110</b>	<b>104 600</b>
<b>Agriculture, forestry and fishing</b>	<b>5 394</b>	<b>1 367</b>	<b>4 027</b>	<b>450</b>	<b>917</b>	<b>2 515</b>	<b>1 512</b>
<b>Mining and quarrying</b>	<b>710</b>	<b>63</b>	<b>647</b>	<b>2</b>	<b>61</b>	<b>465</b>	<b>182</b>
<b>Manufacturing</b>	<b>117 480</b>	<b>55 844</b>	<b>61 636</b>	<b>21 943</b>	<b>33 901</b>	<b>42 069</b>	<b>19 567</b>
Manufacture of food products, beverages and tobacco products	35 810	18 773	17 037	6 850	11 923	11 013	6 024
Manufacture of textiles, apparel, leather and related products	10 709	4 243	6 467	1 949	2 293	4 799	1 667
Manufacture of wood and paper products, and printing	15 565	6 485	9 080	2 865	3 620	6 394	2 686
Manufacture of coke, and refined petroleum products	-	-	-	-	-	-	-
Manufacture of chemicals and chemical products	1 211	364	848	184	180	529	319
Manufacture of pharmaceuticals, medicinal chemical and botanical products	-	-	-	-	-	-	-
Manufacture of rubber and plastics products, and non-metallic mineral products	11 625	5 004	6 621	1 507	3 497	4 930	1 691
Manufacture of basic metals and fabricated metal products, except machinery	21 583	9 845	11 738	3 588	6 257	7 800	3 938
Manufacture of computer, electronic and optical products	1 300	634	667	228	406	234	433
Manufacture of electrical equipment	717	474	243	239	235	152	92
Manufacture of machinery and equipment n.e.c.	3 062	1 521	1 541	405	1 116	1 005	536
Manufacture of transport equipment	658	392	266	145	247	188	78
Other manufacturing, and repair and installation of machinery and equipment	15 238	8 110	7 127	3 983	4 127	5 024	2 103
<b>Electricity, gas and steam supply</b>	<b>78</b>	<b>26</b>	<b>52</b>	<b>16</b>	<b>10</b>	<b>20</b>	<b>32</b>
<b>Water supply, sewerage, waste management and remediation</b>	<b>1 553</b>	<b>681</b>	<b>872</b>	<b>177</b>	<b>504</b>	<b>614</b>	<b>258</b>
<b>Construction</b>	<b>82 250</b>	<b>41 002</b>	<b>41 248</b>	<b>18 792</b>	<b>22 210</b>	<b>25 536</b>	<b>15 712</b>
<b>Wholesale and retail trade, repair of motor vehicles and motorcycles</b>	<b>112 650</b>	<b>53 818</b>	<b>58 832</b>	<b>23 546</b>	<b>30 272</b>	<b>36 074</b>	<b>22 758</b>
<b>Transport and storage</b>	<b>46 389</b>	<b>24 743</b>	<b>21 646</b>	<b>13 446</b>	<b>11 297</b>	<b>15 133</b>	<b>6 513</b>
<b>Accommodation and food service activities</b>	<b>43 274</b>	<b>24 333</b>	<b>18 941</b>	<b>12 103</b>	<b>12 231</b>	<b>12 012</b>	<b>6 929</b>
<b>Information and communication</b>	<b>45 959</b>	<b>34 291</b>	<b>11 668</b>	<b>23 120</b>	<b>11 170</b>	<b>6 014</b>	<b>5 654</b>
Publishing, audio-visual and broadcasting activities	5 920	4 514	1 407	3 374	1 139	798	608
Telecommunications	540	364	176	207	156	111	65
IT and other information services	39 499	29 413	10 085	19 538	9 875	5 105	4 980
<b>Financial and insurance activities</b>	<b>1 318</b>	<b>697</b>	<b>621</b>	<b>320</b>	<b>377</b>	<b>409</b>	<b>213</b>
<b>Real estate activities</b>	<b>2 333</b>	<b>1 647</b>	<b>686</b>	<b>1 217</b>	<b>430</b>	<b>362</b>	<b>324</b>
<b>Professional, scientific and technical activities</b>	<b>114 693</b>	<b>81 167</b>	<b>33 526</b>	<b>53 362</b>	<b>27 805</b>	<b>19 680</b>	<b>13 847</b>
Legal, accounting, management, architecture, engineering, technical testing and analysis activities	99 297	70 357	28 940	47 054	23 303	16 995	11 945
Scientific research and development	154	109	45	68	41	19	26
Other professional, scientific and technical activities	15 242	10 701	4 541	6 241	4 461	2 666	1 875
<b>Administrative and support service activities</b>	<b>20 532</b>	<b>13 527</b>	<b>7 005</b>	<b>7 999</b>	<b>5 528</b>	<b>4 228</b>	<b>2 777</b>
<b>Public administration and defence, compulsory social security</b>	<b>-</b>	<b>-</b>	<b>-</b>	<b>-</b>	<b>-</b>	<b>-</b>	<b>-</b>
<b>Education</b>	<b>5 612</b>	<b>3 683</b>	<b>1 929</b>	<b>2 266</b>	<b>1 417</b>	<b>1 133</b>	<b>796</b>
<b>Human health and social work activities</b>	<b>29 093</b>	<b>21 812</b>	<b>7 281</b>	<b>15 061</b>	<b>6 751</b>	<b>3 991</b>	<b>3 290</b>
Human health services	28 571	21 609	6 962	14 937	6 672	3 724	3 238
Residential care and social work activities	522	203	319	124	79	268	52
<b>Arts, entertainment and recreation</b>	<b>7 575</b>	<b>5 580</b>	<b>1 995</b>	<b>3 929</b>	<b>1 651</b>	<b>1 378</b>	<b>616</b>
<b>Other services activities</b>	<b>25 961</b>	<b>15 864</b>	<b>10 097</b>	<b>10 094</b>	<b>5 770</b>	<b>6 477</b>	<b>3 620</b>
<b>Activities of households as employers</b>	<b>-</b>	<b>-</b>	<b>-</b>	<b>-</b>	<b>-</b>	<b>-</b>	<b>-</b>
<b>Activities of extra-territorial organisations and bodies</b>	<b>-</b>	<b>-</b>	<b>-</b>	<b>-</b>	<b>-</b>	<b>-</b>	<b>-</b>

# 1 NUMBER OF UNINCORPORATED ENTERPRISES

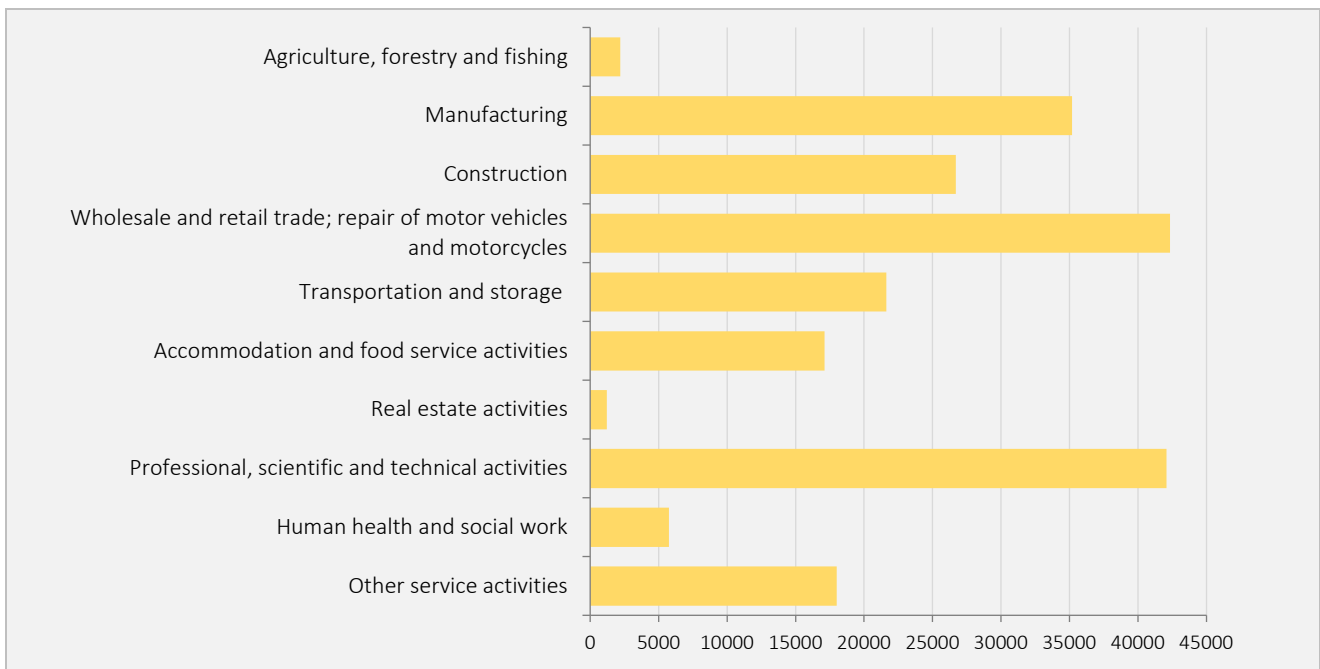
According to the data available, the calculations of macroeconomic aggregates covered 248 906 unincorporated enterprises that were active in 2023 in the Republic of Serbia. Of the total number, 71 079 unincorporated enterprises, i.e. 28.6% operated in Beogradski region, 62 446, i.e. 25.1% in Region Vojvodine, 70 765, i.e. 28.4% in Region Šumadije i Zapadne Srbije, and 44 616, i.e. 17.9% in Region Južne i Istočne Srbije.

Observed by the sections of NACE Rev. 2, on the level of the Republic of Serbia the largest share in the total number of unincorporated enterprises had Wholesale and retail trade; repair of motor vehicles and motorcycles (17.0%), Professional, scientific and technical activities (16.9%), Manufacturing (14.1%), Construction (10.7%), Transportation and storage (8.7%), Other service activities (7.2%), etc.

Graph 1. Republic of Serbia: Structure of number of unincorporated enterprises by regions, 2023



Graph 2. Republic of Serbia: Number of unincorporated enterprises by activities, 2023

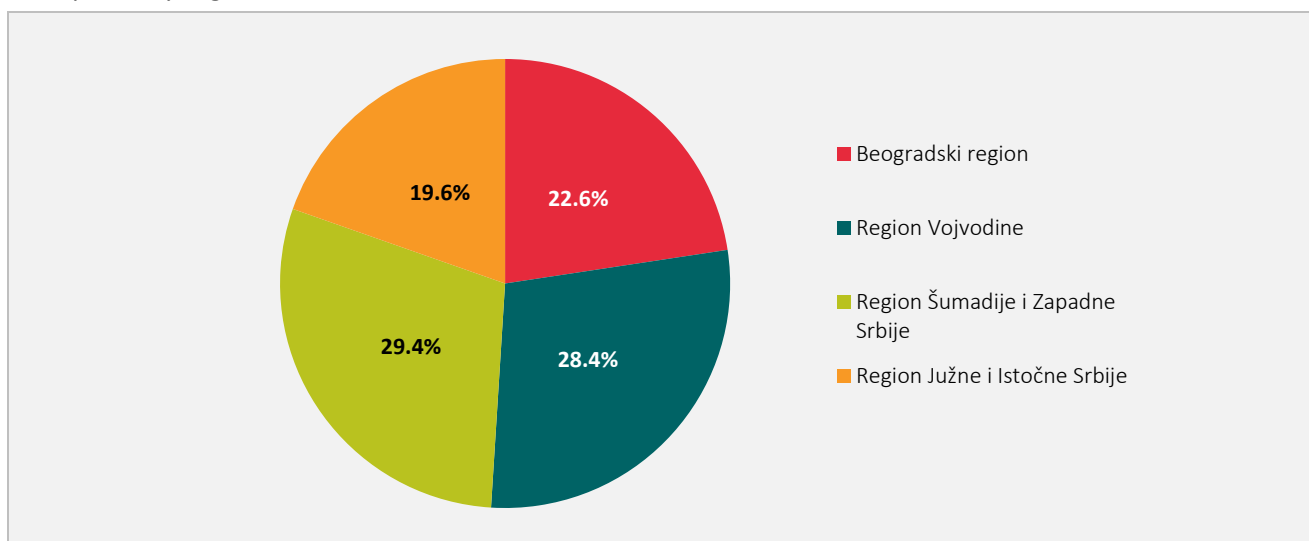


## 2 NUMBER OF EMPLOYEES

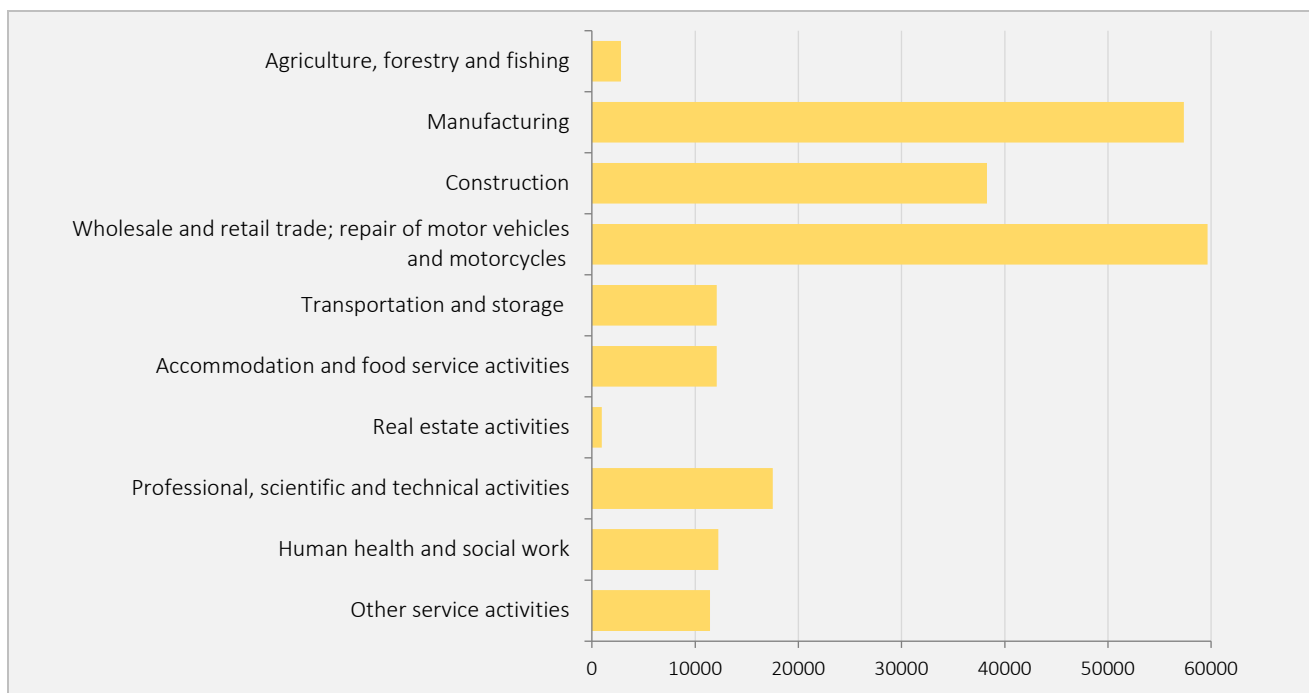
The unincorporated enterprises in the Republic of Serbia in 2023 employed 265 900 employees. In Beogradski region noted were 60 109 employees (22.6%), in Region Vojvodine – 75 486 employees (28.4%), in Region Šumadije i Zapadne Srbije – 78 156 employees (29.4%), and in Region Južne i Istočne Srbije – 52 149 employees (19.6%).

Pursuant to the NACE Rev. 2 sections, the largest share in the total number of employees with unincorporated enterprises in the Republic of Serbia in 2023 was noted for the sections: Wholesale and retail trade; repair of motor vehicles and motorcycles (22.4%), Manufacturing (21.6%), Construction (14.4%), Professional, scientific and technical activities (6.6%), etc.

**Graph 3.** Republic of Serbia: Structure of number of employees with unincorporated enterprises by regions, 2023



**Graph 4.** Republic of Serbia: Number of employees in unincorporated enterprises by activities, 2023

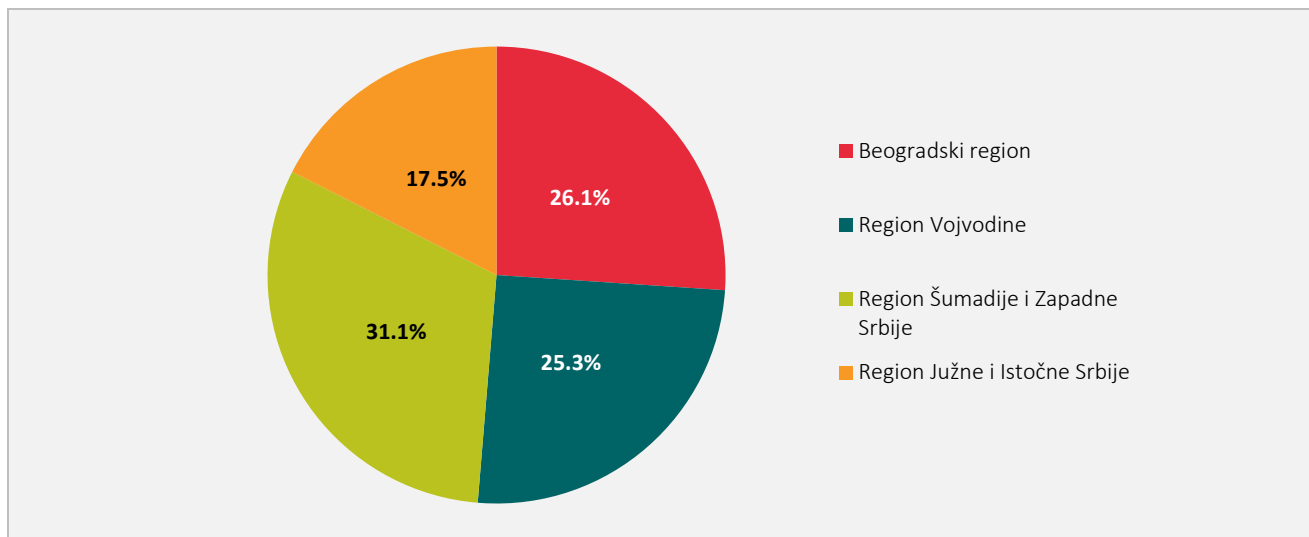


### 3 TURNOVER

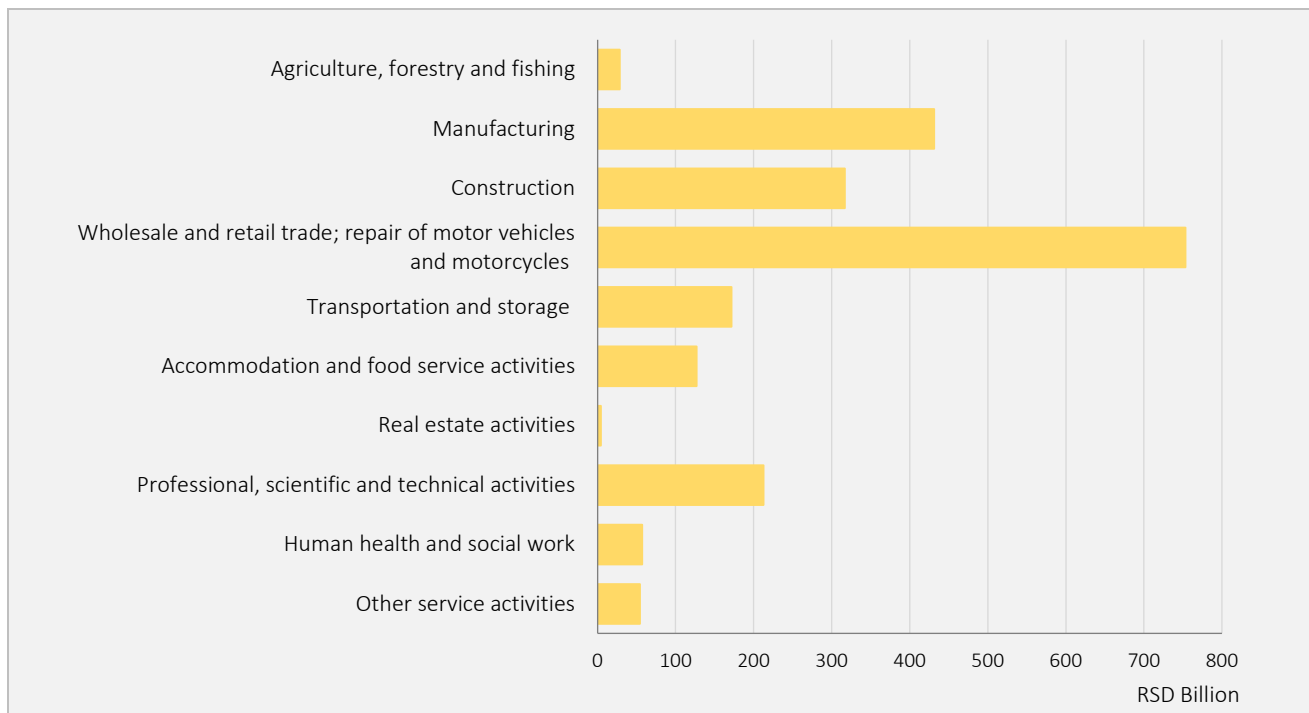
Observing the territorial distribution of turnover that unincorporated enterprises made in 2023 it is notable that unincorporated enterprises from Beogradski region made 26.1% of all turnover, from Region Vojvodine – 25.3%, from Region Šumadije i Zapadne Srbije – 31.1%, and from Region Južne i Istočne Srbije –17.5%.

Regarding the NACE Rev. 2, the respective shares in the total turnover made the unincorporated enterprises from the following sections: Wholesale and retail trade; repair of motor vehicles and motorcycles (32.3%), Manufacturing (18.5%), Construction (13.6%), Professional, scientific and technical activities (9.1%), Transportation and storage (7.4%), Accommodation and food service activities (5.4%), Human health and social work (2.5%).

Graph 5. Republic of Serbia: Structure of turnover of unincorporated enterprises by regions, 2023



Graph 6. Republic of Serbia: Turnover of unincorporated enterprises, by activities, 2023

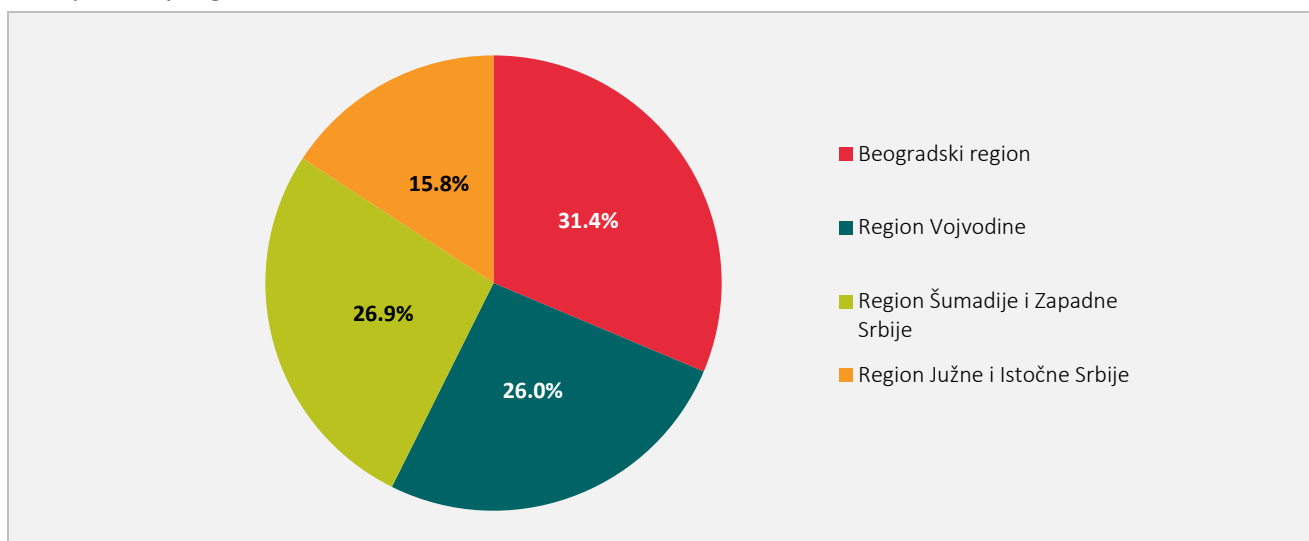


## 4 GROSS VALUE ADDED

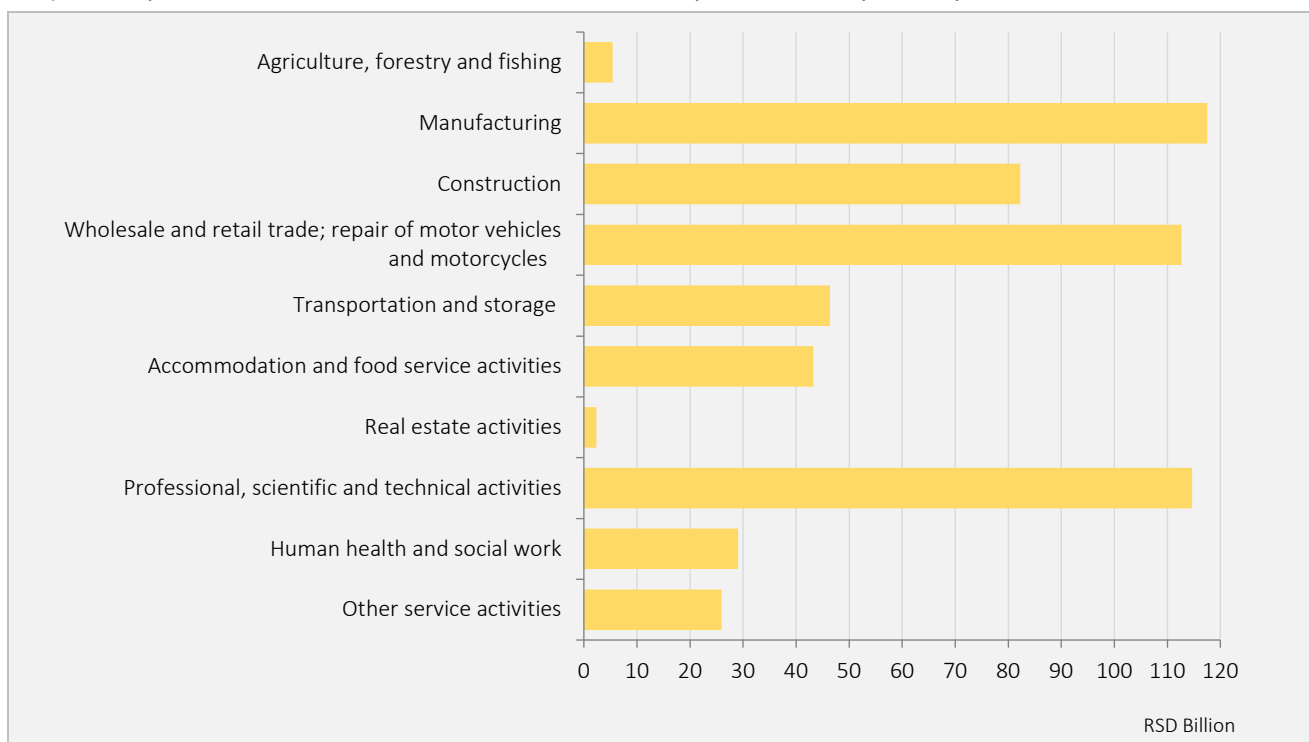
In 2023, the unincorporated enterprises from Beogradski region had the share of 31.4% in the Gross value added, from Region Vojvodine – 26.0%, from Region Šumadije i Zapadne Srbije – 26.9%, and the share of unincorporated enterprises from Region Južne i Istočne Srbije in the total GVA equalled 15.8%.

Regarding the NACE Rev. 2 sections, the share in the GVA on the RS level was the most expressive for the sections of Manufacturing (17.7%), Professional, scientific and technical activities (17.3%), Wholesale and retail trade; repair of motor vehicles and motorcycles (17.0%), Construction (12.4%), Transportation and storage (7.0%), Accommodation and food service activities (6.5%), etc.

**Graph 7.** Republic of Serbia: Structure of Gross value added of unincorporated enterprises by regions, 2023



**Graph 8.** Republic of Serbia: Gross value added of unincorporated enterprises by activities, 2023





REVISED DATA,  
2021-2022

Table 1. Number of unincorporated enterprises (revised data), 2022

Activity	Republic of Serbia						
	Total	Srbija – sever	Srbija – jug	Beogradski region	Region Vojvodine	Region Šumadije i Zapadne Srbije	Region Južne i Istočne Srbije
<b>Total</b>	<b>231 758</b>	<b>123 309</b>	<b>108 449</b>	<b>65 646</b>	<b>57 663</b>	<b>66 387</b>	<b>42 062</b>
<b>Agriculture, forestry and fishing</b>	<b>2 082</b>	<b>679</b>	<b>1 403</b>	<b>165</b>	<b>514</b>	<b>772</b>	<b>631</b>
<b>Mining and quarrying</b>	<b>80</b>	<b>12</b>	<b>68</b>	<b>7</b>	<b>5</b>	<b>39</b>	<b>29</b>
<b>Manufacturing</b>	<b>33 489</b>	<b>13 682</b>	<b>19 807</b>	<b>5 385</b>	<b>8 297</b>	<b>12 908</b>	<b>6 899</b>
Manufacture of food products, beverages and tobacco products	6 484	2 670	3 814	950	1 720	2 352	1 462
Manufacture of textiles, apparel, leather and related products	4 391	1 680	2 711	741	939	1 776	935
Manufacture of wood and paper products, and printing	5 555	2 156	3 399	922	1 234	2 251	1 148
Manufacture of coke, and refined petroleum products	-	-	-	-	-	-	-
Manufacture of chemicals and chemical products	465	146	319	73	73	180	139
Manufacture of pharmaceuticals, medicinal chemical and botanical products	-	-	-	-	-	-	-
Manufacture of rubber and plastics products, and non-metallic mineral products	3 074	1 187	1 887	353	834	1 241	646
Manufacture of basic metals and fabricated metal products, except machinery	6 070	2 458	3 612	861	1 597	2 463	1 149
Manufacture of computer, electronic and optical products	401	210	191	80	130	94	97
Manufacture of electrical equipment	200	75	125	50	25	70	55
Manufacture of machinery and equipment n.e.c.	516	210	306	55	155	215	91
Manufacture of transport equipment	255	84	171	35	49	125	46
Other manufacturing, and repair and installation of machinery and equipment	6 078	2 806	3 272	1 265	1 541	2 141	1 131
<b>Electricity, gas and steam supply</b>	<b>53</b>	<b>18</b>	<b>35</b>	<b>9</b>	<b>9</b>	<b>18</b>	<b>17</b>
<b>Water supply, sewerage, waste management and remediation</b>	<b>628</b>	<b>242</b>	<b>386</b>	<b>82</b>	<b>160</b>	<b>278</b>	<b>108</b>
<b>Construction</b>	<b>23 562</b>	<b>10 658</b>	<b>12 904</b>	<b>4 641</b>	<b>6 017</b>	<b>8 146</b>	<b>4 758</b>
<b>Wholesale and retail trade, repair of motor vehicles and motorcycles</b>	<b>41 868</b>	<b>19 255</b>	<b>22 613</b>	<b>8 578</b>	<b>10 677</b>	<b>13 349</b>	<b>9 264</b>
<b>Transport and storage</b>	<b>21 075</b>	<b>12 737</b>	<b>8 338</b>	<b>7 881</b>	<b>4 856</b>	<b>5 452</b>	<b>2 886</b>
<b>Accommodation and food service activities</b>	<b>16 198</b>	<b>7 666</b>	<b>8 532</b>	<b>3 292</b>	<b>4 374</b>	<b>5 264</b>	<b>3 268</b>
<b>Information and communication</b>	<b>14 518</b>	<b>10 002</b>	<b>4 516</b>	<b>6 733</b>	<b>3 269</b>	<b>2 345</b>	<b>2 171</b>
Publishing, audio-visual and broadcasting activities	2 863	2 046	817	1 529	517	475	342
Telecommunications	196	93	103	54	39	63	40
IT and other information services	11 459	7 863	3 596	5 150	2 713	1 807	1 789
<b>Financial and insurance activities</b>	<b>1 440</b>	<b>710</b>	<b>730</b>	<b>339</b>	<b>371</b>	<b>442</b>	<b>288</b>
<b>Real estate activities</b>	<b>1 035</b>	<b>673</b>	<b>362</b>	<b>398</b>	<b>275</b>	<b>248</b>	<b>114</b>
<b>Professional, scientific and technical activities</b>	<b>38 692</b>	<b>25 294</b>	<b>13 398</b>	<b>15 871</b>	<b>9 423</b>	<b>7 773</b>	<b>5 625</b>
Legal, accounting, management, architecture, engineering, technical testing and analysis activities	32 335	21 181	11 154	13 517	7 664	6 432	4 722
Scientific research and development	57	33	24	22	11	9	15
Other professional, scientific and technical activities	6 300	4 080	2 220	2 332	1 748	1 332	888
<b>Administrative and support service activities</b>	<b>7 999</b>	<b>4 789</b>	<b>3 210</b>	<b>2 713</b>	<b>2 076</b>	<b>1 968</b>	<b>1 242</b>
<b>Public administration and defence, compulsory social security</b>	<b>-</b>	<b>-</b>	<b>-</b>	<b>-</b>	<b>-</b>	<b>-</b>	<b>-</b>
<b>Education</b>	<b>2 762</b>	<b>1 691</b>	<b>1 071</b>	<b>931</b>	<b>760</b>	<b>600</b>	<b>471</b>
<b>Human health and social work activities</b>	<b>5 564</b>	<b>3 373</b>	<b>2 191</b>	<b>2 107</b>	<b>1 266</b>	<b>1 298</b>	<b>893</b>
Human health services	5 483	3 318	2 165	2 070	1 248	1 280	885
Residential care and social work activities	81	55	26	37	18	18	8
<b>Arts, entertainment and recreation</b>	<b>3 803</b>	<b>2 589</b>	<b>1 214</b>	<b>1 726</b>	<b>863</b>	<b>792</b>	<b>422</b>
<b>Other services activities</b>	<b>16 910</b>	<b>9 239</b>	<b>7 671</b>	<b>4 788</b>	<b>4 451</b>	<b>4 695</b>	<b>2 976</b>
<b>Activities of households as employers</b>	<b>-</b>	<b>-</b>	<b>-</b>	<b>-</b>	<b>-</b>	<b>-</b>	<b>-</b>
<b>Activities of extra-territorial organisations and bodies</b>	<b>-</b>	<b>-</b>	<b>-</b>	<b>-</b>	<b>-</b>	<b>-</b>	<b>-</b>

**Table 2. Number of employees with unincorporated enterprises (revised data), 2022**

Activity	Republic of Serbia						
	Total	Srbija – sever	Srbija – jug	Beogradski region	Region Vojvodine	Region Šumadije i Zapadne Srbije	Region Južne i Istočne Srbije
<b>Total</b>	<b>258 460</b>	<b>131 947</b>	<b>126 513</b>	<b>56 987</b>	<b>74 960</b>	<b>74 956</b>	<b>51 557</b>
<b>Agriculture, forestry and fishing</b>	<b>2 320</b>	<b>602</b>	<b>1 718</b>	<b>198</b>	<b>404</b>	<b>1 007</b>	<b>711</b>
<b>Mining and quarrying</b>	<b>170</b>	<b>13</b>	<b>157</b>		<b>13</b>	<b>84</b>	<b>73</b>
<b>Manufacturing</b>	<b>57 937</b>	<b>27 104</b>	<b>30 833</b>	<b>8 909</b>	<b>18 195</b>	<b>19 501</b>	<b>11 332</b>
Manufacture of food products, beverages and tobacco products	23 664	12 667	10 997	3 847	8 820	6 591	4 406
Manufacture of textiles, apparel, leather and related products	7 210	2 311	4 899	1 001	1 310	3 701	1 198
Manufacture of wood and paper products, and printing	6 695	2 390	4 305	930	1 460	2 596	1 709
Manufacture of coke, and refined petroleum products	-	-	-	-	-	-	-
Manufacture of chemicals and chemical products	324	154	170	75	79	108	62
Manufacture of pharmaceuticals, medicinal chemical and botanical products	-	-	-	-	-	-	-
Manufacture of rubber and plastics products, and non-metallic mineral products	4 912	2 195	2 717	582	1 613	1 868	849
Manufacture of basic metals and fabricated metal products, except machinery	7 246	3 508	3 738	1 055	2 453	2 360	1 378
Manufacture of computer, electronic and optical products	420	189	231	71	118	83	148
Manufacture of electrical equipment	170	104	66	67	37	30	36
Manufacture of machinery and equipment n.e.c.	1 022	548	474	122	426	306	168
Manufacture of transport equipment	273	158	115	57	101	65	50
Other manufacturing, and repair and installation of machinery and equipment	6 001	2 880	3 121	1 102	1 778	1 793	1 328
<b>Electricity, gas and steam supply</b>	<b>11</b>	<b>2</b>	<b>9</b>	<b>2</b>		<b>2</b>	<b>7</b>
<b>Water supply, sewerage, waste management and remediation</b>	<b>532</b>	<b>256</b>	<b>276</b>	<b>51</b>	<b>205</b>	<b>190</b>	<b>86</b>
<b>Construction</b>	<b>36 406</b>	<b>18 223</b>	<b>18 183</b>	<b>7 503</b>	<b>10 720</b>	<b>10 657</b>	<b>7 526</b>
<b>Wholesale and retail trade, repair of motor vehicles and motorcycles</b>	<b>59 446</b>	<b>28 356</b>	<b>31 090</b>	<b>11 390</b>	<b>16 966</b>	<b>17 532</b>	<b>13 558</b>
<b>Transport and storage</b>	<b>11 368</b>	<b>5 131</b>	<b>6 237</b>	<b>2 041</b>	<b>3 090</b>	<b>4 054</b>	<b>2 183</b>
<b>Accommodation and food service activities</b>	<b>38 677</b>	<b>20 257</b>	<b>18 420</b>	<b>9 017</b>	<b>11 240</b>	<b>10 796</b>	<b>7 624</b>
<b>Information and communication</b>	<b>1 568</b>	<b>891</b>	<b>677</b>	<b>495</b>	<b>396</b>	<b>313</b>	<b>364</b>
Publishing, audio-visual and broadcasting activities	159	100	59	48	52	30	29
Telecommunications	157	84	73	38	46	26	47
IT and other information services	1 252	707	545	409	298	257	288
<b>Financial and insurance activities</b>	<b>2 222</b>	<b>1 225</b>	<b>997</b>	<b>523</b>	<b>702</b>	<b>540</b>	<b>457</b>
<b>Real estate activities</b>	<b>731</b>	<b>486</b>	<b>245</b>	<b>298</b>	<b>188</b>	<b>139</b>	<b>106</b>
<b>Professional, scientific and technical activities</b>	<b>16 864</b>	<b>9 651</b>	<b>7 213</b>	<b>4 876</b>	<b>4 775</b>	<b>4 094</b>	<b>3 119</b>
Legal, accounting, management, architecture, engineering, technical testing and analysis activities	14 424	8 318	6 106	4 246	4 072	3 416	2 690
Scientific research and development	3	3		1	2		
Other professional, scientific and technical activities	2 437	1 330	1 107	629	701	678	429
<b>Administrative and support service activities</b>	<b>4 636</b>	<b>2 714</b>	<b>1 922</b>	<b>1 251</b>	<b>1 463</b>	<b>1 106</b>	<b>816</b>
<b>Public administration and defence, compulsory social security</b>	<b>-</b>	<b>-</b>	<b>-</b>	<b>-</b>	<b>-</b>	<b>-</b>	<b>-</b>
<b>Education</b>	<b>1 168</b>	<b>846</b>	<b>322</b>	<b>473</b>	<b>373</b>	<b>175</b>	<b>147</b>
<b>Human health and social work activities</b>	<b>10 307</b>	<b>7 066</b>	<b>3 241</b>	<b>4 497</b>	<b>2 569</b>	<b>1 868</b>	<b>1 373</b>
Human health services	9 874	6 941	2 933	4 427	2 514	1 624	1 309
Residential care and social work activities	433	125	308	70	55	244	64
<b>Arts, entertainment and recreation</b>	<b>1 185</b>	<b>693</b>	<b>492</b>	<b>311</b>	<b>382</b>	<b>336</b>	<b>156</b>
<b>Other services activities</b>	<b>12 912</b>	<b>8 431</b>	<b>4 481</b>	<b>5 152</b>	<b>3 279</b>	<b>2 562</b>	<b>1 919</b>
<b>Activities of households as employers</b>	<b>-</b>	<b>-</b>	<b>-</b>	<b>-</b>	<b>-</b>	<b>-</b>	<b>-</b>
<b>Activities of extra-territorial organisations and bodies</b>	<b>-</b>	<b>-</b>	<b>-</b>	<b>-</b>	<b>-</b>	<b>-</b>	<b>-</b>

Table 3. Turnover of unincorporated enterprises (revised data), 2022

RSD million

Activity	Republic of Serbia						
	Total	Srbija – sever	Srbija – jug	Beogradski region	Region Vojvodine	Region Šumadije i Zapadne Srbije	Region Južne i Istočne Srbije
<b>Total</b>	<b>2 083 859</b>	<b>1 071 437</b>	<b>1 012 422</b>	<b>534 028</b>	<b>537 409</b>	<b>643 766</b>	<b>368 655</b>
<b>Agriculture, forestry and fishing</b>	<b>23 024</b>	<b>5 848</b>	<b>17 176</b>	<b>1 619</b>	<b>4 229</b>	<b>10 048</b>	<b>7 128</b>
<b>Mining and quarrying</b>	<b>1 979</b>	<b>156</b>	<b>1 823</b>	<b>2</b>	<b>154</b>	<b>707</b>	<b>1 115</b>
<b>Manufacturing</b>	<b>438 740</b>	<b>210 269</b>	<b>228 471</b>	<b>84 375</b>	<b>125 893</b>	<b>158 703</b>	<b>69 769</b>
Manufacture of food products, beverages and tobacco products	139 342	72 985	66 358	19 030	53 955	46 326	20 032
Manufacture of textiles, apparel, leather and related products	29 852	12 609	17 243	6 230	6 379	12 154	5 089
Manufacture of wood and paper products, and printing	67 404	28 814	38 590	13 891	14 923	26 683	11 907
Manufacture of coke, and refined petroleum products	-	-	-	-	-	-	-
Manufacture of chemicals and chemical products	4 915	1 506	3 409	726	780	2 358	1 051
Manufacture of pharmaceuticals, medicinal chemical and botanical products	-	-	-	-	-	-	-
Manufacture of rubber and plastics products, and non-metallic mineral products	49 602	19 812	29 790	7 599	12 214	22 403	7 387
Manufacture of basic metals and fabricated metal products, except machinery	81 784	35 382	46 402	13 116	22 266	31 950	14 451
Manufacture of computer, electronic and optical products	4 050	1 796	2 254	850	946	993	1 261
Manufacture of electrical equipment	1 831	1 220	610	828	392	359	251
Manufacture of machinery and equipment n.e.c.	9 092	4 323	4 768	1 085	3 239	2 706	2 062
Manufacture of transport equipment	2 163	1 085	1 077	426	659	546	532
Other manufacturing, and repair and installation of machinery and equipment	48 706	30 735	17 970	20 595	10 140	12 226	5 745
<b>Electricity, gas and steam supply</b>	<b>190</b>	<b>86</b>	<b>104</b>	<b>39</b>	<b>47</b>	<b>39</b>	<b>66</b>
<b>Water supply, sewerage, waste management and remediation</b>	<b>15 268</b>	<b>8 227</b>	<b>7 041</b>	<b>1 896</b>	<b>6 330</b>	<b>5 048</b>	<b>1 993</b>
<b>Construction</b>	<b>282 234</b>	<b>141 392</b>	<b>140 842</b>	<b>73 647</b>	<b>67 745</b>	<b>91 418</b>	<b>49 424</b>
<b>Wholesale and retail trade, repair of motor vehicles and motorcycles</b>	<b>689 031</b>	<b>300 221</b>	<b>388 810</b>	<b>119 826</b>	<b>180 395</b>	<b>233 070</b>	<b>155 740</b>
<b>Transport and storage</b>	<b>117 612</b>	<b>65 455</b>	<b>52 157</b>	<b>37 582</b>	<b>27 873</b>	<b>37 853</b>	<b>14 305</b>
<b>Accommodation and food service activities</b>	<b>104 060</b>	<b>59 375</b>	<b>44 685</b>	<b>29 212</b>	<b>30 163</b>	<b>28 123</b>	<b>16 562</b>
<b>Information and communication</b>	<b>61 624</b>	<b>46 410</b>	<b>15 214</b>	<b>34 688</b>	<b>11 723</b>	<b>8 637</b>	<b>6 577</b>
Publishing, audio-visual and broadcasting activities	13 098	10 012	3 085	7 323	2 690	1 834	1 251
Telecommunications	1 335	566	768	309	257	444	324
IT and other information services	47 192	35 832	11 361	27 055	8 776	6 359	5 001
<b>Financial and insurance activities</b>	<b>2 682</b>	<b>1 339</b>	<b>1 342</b>	<b>583</b>	<b>756</b>	<b>703</b>	<b>640</b>
<b>Real estate activities</b>	<b>3 401</b>	<b>2 321</b>	<b>1 080</b>	<b>1 481</b>	<b>840</b>	<b>645</b>	<b>435</b>
<b>Professional, scientific and technical activities</b>	<b>183 141</b>	<b>123 506</b>	<b>59 635</b>	<b>80 559</b>	<b>42 947</b>	<b>35 368</b>	<b>24 267</b>
Legal, accounting, management, architecture, engineering, technical testing and analysis activities	156 192	105 438	50 754	69 892	35 546	29 783	20 971
Scientific research and development	192	165	27	150	15	13	14
Other professional, scientific and technical activities	26 757	17 903	8 854	10 517	7 386	5 572	3 282
<b>Administrative and support service activities</b>	<b>39 221</b>	<b>25 073</b>	<b>14 148</b>	<b>14 927</b>	<b>10 146</b>	<b>8 991</b>	<b>5 157</b>
<b>Public administration and defence, compulsory social security</b>	<b>-</b>	<b>-</b>	<b>-</b>	<b>-</b>	<b>-</b>	<b>-</b>	<b>-</b>
<b>Education</b>	<b>7 058</b>	<b>4 931</b>	<b>2 126</b>	<b>3 006</b>	<b>1 925</b>	<b>1 276</b>	<b>850</b>
<b>Human health and social work activities</b>	<b>47 499</b>	<b>35 148</b>	<b>12 352</b>	<b>24 178</b>	<b>10 970</b>	<b>7 137</b>	<b>5 215</b>
Human health services	47 038	34 942	12 096	24 060	10 882	6 932	5 164
Residential care and social work activities	462	206	256	117	88	205	51
<b>Arts, entertainment and recreation</b>	<b>16 253</b>	<b>11 526</b>	<b>4 727</b>	<b>8 110</b>	<b>3 416</b>	<b>3 396</b>	<b>1 331</b>
<b>Other services activities</b>	<b>50 841</b>	<b>30 155</b>	<b>20 686</b>	<b>18 299</b>	<b>11 856</b>	<b>12 604</b>	<b>8 082</b>
<b>Activities of households as employers</b>	<b>-</b>	<b>-</b>	<b>-</b>	<b>-</b>	<b>-</b>	<b>-</b>	<b>-</b>
<b>Activities of extra-territorial organisations and bodies</b>	<b>-</b>	<b>-</b>	<b>-</b>	<b>-</b>	<b>-</b>	<b>-</b>	<b>-</b>

Table 4. Gross value added of unincorporated enterprises (revised data), 2022

RSD million

Activity	Republic of Serbia						
	Total	Srbija – sever	Srbija – jug	Beogradski region	Region Vojvodine	Region Šumadije i Zapadne Srbije	Region Južne i Istočne Srbije
<b>Total</b>	<b>556 948</b>	<b>316 628</b>	<b>240 320</b>	<b>170 325</b>	<b>146 302</b>	<b>151 347</b>	<b>88 973</b>
<b>Agriculture, forestry and fishing</b>	<b>4 535</b>	<b>1 147</b>	<b>3 388</b>	<b>361</b>	<b>786</b>	<b>2 128</b>	<b>1 260</b>
<b>Mining and quarrying</b>	<b>501</b>	<b>41</b>	<b>460</b>	<b>0,3</b>	<b>40</b>	<b>211</b>	<b>250</b>
<b>Manufacturing</b>	<b>103 109</b>	<b>49 422</b>	<b>53 687</b>	<b>18 864</b>	<b>30 558</b>	<b>36 445</b>	<b>17 242</b>
Manufacture of food products, beverages and tobacco products	29 486	15 926	13 560	5 071	10 855	9 183	4 377
Manufacture of textiles, apparel, leather and related products	9 543	3 736	5 807	1 731	2 004	4 219	1 588
Manufacture of wood and paper products, and printing	14 765	6 217	8 549	2 709	3 508	5 706	2 843
Manufacture of coke, and refined petroleum products	-	-	-	-	-	-	-
Manufacture of chemicals and chemical products	898	316	582	168	147	345	237
Manufacture of pharmaceuticals, medicinal chemical and botanical products	-	-	-	-	-	-	-
Manufacture of rubber and plastics products, and non-metallic mineral products	10 713	4 603	6 109	1 338	3 265	4 547	1 562
Manufacture of basic metals and fabricated metal products, except machinery	19 268	8 695	10 574	3 146	5 549	6 973	3 600
Manufacture of computer, electronic and optical products	1 236	566	670	238	328	251	419
Manufacture of electrical equipment	555	378	177	228	150	100	77
Manufacture of machinery and equipment n.e.c.	2 411	1 143	1 268	241	902	764	504
Manufacture of transport equipment	596	319	278	140	179	160	117
Other manufacturing, and repair and installation of machinery and equipment	13 638	7 523	6 115	3 853	3 670	4 197	1 918
<b>Electricity, gas and steam supply</b>	<b>57</b>	<b>20</b>	<b>37</b>	<b>11</b>	<b>9</b>	<b>11</b>	<b>27</b>
<b>Water supply, sewerage, waste management and remediation</b>	<b>1 932</b>	<b>930</b>	<b>1 001</b>	<b>157</b>	<b>773</b>	<b>679</b>	<b>322</b>
<b>Construction</b>	<b>69 703</b>	<b>35 752</b>	<b>33 950</b>	<b>16 940</b>	<b>18 813</b>	<b>21 179</b>	<b>12 772</b>
<b>Wholesale and retail trade, repair of motor vehicles and motorcycles</b>	<b>97 109</b>	<b>45 157</b>	<b>51 952</b>	<b>19 312</b>	<b>25 846</b>	<b>31 488</b>	<b>20 464</b>
<b>Transport and storage</b>	<b>38 848</b>	<b>21 387</b>	<b>17 461</b>	<b>11 578</b>	<b>9 809</b>	<b>12 417</b>	<b>5 044</b>
<b>Accommodation and food service activities</b>	<b>34 723</b>	<b>18 942</b>	<b>15 782</b>	<b>9 031</b>	<b>9 911</b>	<b>10 104</b>	<b>5 677</b>
<b>Information and communication</b>	<b>34 074</b>	<b>24 786</b>	<b>9 288</b>	<b>16 782</b>	<b>8 004</b>	<b>4 652</b>	<b>4 636</b>
Publishing, audio-visual and broadcasting activities	5 219	3 997	1 222	3 022	975	691	530
Telecommunications	508	270	238	134	135	115	124
IT and other information services	28 347	20 519	7 828	13 625	6 893	3 846	3 983
<b>Financial and insurance activities</b>	<b>918</b>	<b>476</b>	<b>442</b>	<b>174</b>	<b>302</b>	<b>235</b>	<b>207</b>
<b>Real estate activities</b>	<b>1 928</b>	<b>1 412</b>	<b>516</b>	<b>1 104</b>	<b>308</b>	<b>309</b>	<b>207</b>
<b>Professional, scientific and technical activities</b>	<b>96 856</b>	<b>67 556</b>	<b>29 300</b>	<b>43 981</b>	<b>23 574</b>	<b>17 282</b>	<b>12 019</b>
Legal, accounting, management, architecture, engineering, technical testing and analysis activities	84 191	58 976	25 215	38 974	20 002	14 868	10 347
Scientific research and development	111	73	38	53	20	11	27
Other professional, scientific and technical activities	12 554	8 507	4 047	4 955	3 552	2 402	1 645
<b>Administrative and support service activities</b>	<b>15 583</b>	<b>10 600</b>	<b>4 983</b>	<b>6 245</b>	<b>4 355</b>	<b>3 161</b>	<b>1 822</b>
<b>Public administration and defence, compulsory social security</b>	<b>-</b>	<b>-</b>	<b>-</b>	<b>-</b>	<b>-</b>	<b>-</b>	<b>-</b>
<b>Education</b>	<b>4 345</b>	<b>2 933</b>	<b>1 412</b>	<b>1 838</b>	<b>1 095</b>	<b>823</b>	<b>589</b>
<b>Human health and social work activities</b>	<b>23 276</b>	<b>17 196</b>	<b>6 081</b>	<b>11 758</b>	<b>5 438</b>	<b>3 412</b>	<b>2 669</b>
Human health services	22 886	17 025	5 860	11 648	5 377	3 239	2 622
Residential care and social work activities	391	170	220	109	61	173	47
<b>Arts, entertainment and recreation</b>	<b>6 071</b>	<b>4 550</b>	<b>1 521</b>	<b>3 278</b>	<b>1 272</b>	<b>1 086</b>	<b>435</b>
<b>Other services activities</b>	<b>23 379</b>	<b>14 321</b>	<b>9 058</b>	<b>8 911</b>	<b>5 411</b>	<b>5 725</b>	<b>3 333</b>
<b>Activities of households as employers</b>	<b>-</b>	<b>-</b>	<b>-</b>	<b>-</b>	<b>-</b>	<b>-</b>	<b>-</b>
<b>Activities of extra-territorial organisations and bodies</b>	<b>-</b>	<b>-</b>	<b>-</b>	<b>-</b>	<b>-</b>	<b>-</b>	<b>-</b>

**Table 1.** Number of unincorporated enterprises (revised data), 2021

Activity	Republic of Serbia						
	Total	Srbija – sever	Srbija – jug	Beogradski region	Region Vojvodine	Region Šumadije i Zapadne Srbije	Region Južne i Istočne Srbije
<b>Total</b>	<b>221 657</b>	<b>115 851</b>	<b>105 806</b>	<b>60 647</b>	<b>55 204</b>	<b>64 575</b>	<b>41 231</b>
<b>Agriculture, forestry and fishing</b>	<b>2 037</b>	<b>635</b>	<b>1 402</b>	<b>164</b>	<b>471</b>	<b>762</b>	<b>640</b>
<b>Mining and quarrying</b>	<b>82</b>	<b>7</b>	<b>75</b>	<b>3</b>	<b>4</b>	<b>42</b>	<b>33</b>
<b>Manufacturing</b>	<b>33 449</b>	<b>13 695</b>	<b>19 754</b>	<b>5 412</b>	<b>8 283</b>	<b>12 762</b>	<b>6 992</b>
Manufacture of food products, beverages and tobacco products	6 764	2 820	3 944	1 015	1 805	2 408	1 536
Manufacture of textiles, apparel, leather and related products	4 591	1 741	2 850	761	980	1 868	982
Manufacture of wood and paper products, and printing	5 514	2 145	3 369	920	1 225	2 238	1 131
Manufacture of coke, and refined petroleum products	-	-	-	-	-	-	-
Manufacture of chemicals and chemical products	457	148	309	73	75	160	149
Manufacture of pharmaceuticals, medicinal chemical and botanical products	-	-	-	-	-	-	-
Manufacture of rubber and plastics products, and non-metallic mineral products	3 057	1 183	1 874	344	839	1 211	663
Manufacture of basic metals and fabricated metal products, except machinery	5 846	2 387	3 459	853	1 534	2 350	1 109
Manufacture of computer, electronic and optical products	400	210	190	82	128	91	99
Manufacture of electrical equipment	197	76	121	49	27	66	55
Manufacture of machinery and equipment n.e.c.	505	204	301	50	154	205	96
Manufacture of transport equipment	222	72	150	26	46	111	39
Other manufacturing, and repair and installation of machinery and equipment	5 896	2 709	3 187	1 239	1 470	2 054	1 133
<b>Electricity, gas and steam supply</b>	<b>42</b>	<b>12</b>	<b>30</b>	<b>5</b>	<b>7</b>	<b>13</b>	<b>17</b>
<b>Water supply, sewerage, waste management and remediation</b>	<b>624</b>	<b>229</b>	<b>395</b>	<b>77</b>	<b>152</b>	<b>299</b>	<b>96</b>
<b>Construction</b>	<b>21 596</b>	<b>9 782</b>	<b>11 814</b>	<b>4 337</b>	<b>5 445</b>	<b>7 369</b>	<b>4 445</b>
<b>Wholesale and retail trade, repair of motor vehicles and motorcycles</b>	<b>44 100</b>	<b>20 318</b>	<b>23 782</b>	<b>9 083</b>	<b>11 235</b>	<b>13 982</b>	<b>9 800</b>
<b>Transport and storage</b>	<b>20 349</b>	<b>12 325</b>	<b>8 024</b>	<b>7 578</b>	<b>4 747</b>	<b>5 219</b>	<b>2 805</b>
<b>Accommodation and food service activities</b>	<b>16 793</b>	<b>7 977</b>	<b>8 816</b>	<b>3 455</b>	<b>4 522</b>	<b>5 447</b>	<b>3 369</b>
<b>Information and communication</b>	<b>10 543</b>	<b>6 757</b>	<b>3 786</b>	<b>4 427</b>	<b>2 330</b>	<b>2 024</b>	<b>1 762</b>
Publishing, audio-visual and broadcasting activities	2 232	1 610	622	1 226	384	371	251
Telecommunications	188	97	91	59	38	53	38
IT and other information services	8 123	5 050	3 073	3 142	1 908	1 600	1 473
<b>Financial and insurance activities</b>	<b>1 461</b>	<b>720</b>	<b>741</b>	<b>344</b>	<b>376</b>	<b>453</b>	<b>288</b>
<b>Real estate activities</b>	<b>977</b>	<b>626</b>	<b>351</b>	<b>357</b>	<b>269</b>	<b>232</b>	<b>119</b>
<b>Professional, scientific and technical activities</b>	<b>35 246</b>	<b>22 738</b>	<b>12 508</b>	<b>14 125</b>	<b>8 613</b>	<b>7 268</b>	<b>5 240</b>
Legal, accounting, management, architecture, engineering, technical testing and analysis activities	29 678	19 225	10 453	12 124	7 101	6 043	4 410
Scientific research and development	33	16	17	10	6	8	9
Other professional, scientific and technical activities	5 535	3 497	2 038	1 991	1 506	1 217	821
<b>Administrative and support service activities</b>	<b>7 190</b>	<b>4 346</b>	<b>2 844</b>	<b>2 516</b>	<b>1 830</b>	<b>1 731</b>	<b>1 113</b>
<b>Public administration and defence, compulsory social security</b>	<b>-</b>	<b>-</b>	<b>-</b>	<b>-</b>	<b>-</b>	<b>-</b>	<b>-</b>
<b>Education</b>	<b>2 383</b>	<b>1 451</b>	<b>932</b>	<b>808</b>	<b>643</b>	<b>519</b>	<b>413</b>
<b>Human health and social work activities</b>	<b>5 289</b>	<b>3 240</b>	<b>2 049</b>	<b>2 007</b>	<b>1 233</b>	<b>1 208</b>	<b>841</b>
Human health services	5 213	3 187	2 026	1 973	1 214	1 192	834
Residential care and social work activities	76	53	23	34	19	16	7
<b>Arts, entertainment and recreation</b>	<b>2 900</b>	<b>1 974</b>	<b>926</b>	<b>1 294</b>	<b>680</b>	<b>604</b>	<b>322</b>
<b>Other services activities</b>	<b>16 596</b>	<b>9 019</b>	<b>7 577</b>	<b>4 655</b>	<b>4 364</b>	<b>4 641</b>	<b>2 936</b>
<b>Activities of households as employers</b>	<b>-</b>	<b>-</b>	<b>-</b>	<b>-</b>	<b>-</b>	<b>-</b>	<b>-</b>
<b>Activities of extra-territorial organisations and bodies</b>	<b>-</b>	<b>-</b>	<b>-</b>	<b>-</b>	<b>-</b>	<b>-</b>	<b>-</b>

**Table 2. Number of employees with unincorporated enterprises (revised data), 2021**

Activity	Republic of Serbia						
	Total	Srbija – sever	Srbija – jug	Beogradski region	Region Vojvodine	Region Šumadije i Zapadne Srbije	Region Južne i Istočne Srbije
<b>Total</b>	<b>266 264</b>	<b>133 620</b>	<b>132 644</b>	<b>57 398</b>	<b>76 222</b>	<b>77 531</b>	<b>55 113</b>
<b>Agriculture, forestry and fishing</b>	<b>1 714</b>	<b>460</b>	<b>1 254</b>	<b>134</b>	<b>326</b>	<b>757</b>	<b>497</b>
<b>Mining and quarrying</b>	<b>164</b>	<b>10</b>	<b>154</b>		<b>10</b>	<b>91</b>	<b>63</b>
<b>Manufacturing</b>	<b>62 956</b>	<b>28 581</b>	<b>34 375</b>	<b>9 256</b>	<b>19 325</b>	<b>21 082</b>	<b>13 293</b>
Manufacture of food products, beverages and tobacco products	26 369	13 408	12 961	4 030	9 378	7 215	5 746
Manufacture of textiles, apparel, leather and related products	7 955	2 441	5 514	997	1 444	4 188	1 326
Manufacture of wood and paper products, and printing	7 024	2 422	4 602	925	1 497	2 756	1 846
Manufacture of coke, and refined petroleum products	-	-	-	-	-	-	-
Manufacture of chemicals and chemical products	340	170	170	80	90	112	58
Manufacture of pharmaceuticals, medicinal chemical and botanical products	-	-	-	-	-	-	-
Manufacture of rubber and plastics products, and non-metallic mineral products	5 311	2 350	2 961	600	1 750	1 979	982
Manufacture of basic metals and fabricated metal products, except machinery	7 604	3 720	3 884	1 161	2 559	2 437	1 447
Manufacture of computer, electronic and optical products	443	199	244	69	130	87	157
Manufacture of electrical equipment	176	106	70	66	40	31	39
Manufacture of machinery and equipment n.e.c.	1 100	572	528	128	444	345	183
Manufacture of transport equipment	300	187	113	68	119	61	52
Other manufacturing, and repair and installation of machinery and equipment	6 334	3 006	3 328	1 132	1 874	1 871	1 457
<b>Electricity, gas and steam supply</b>	<b>8</b>	<b>2</b>	<b>6</b>	<b>1</b>	<b>1</b>	<b>2</b>	<b>4</b>
<b>Water supply, sewerage, waste management and remediation</b>	<b>388</b>	<b>191</b>	<b>197</b>	<b>37</b>	<b>154</b>	<b>131</b>	<b>66</b>
<b>Construction</b>	<b>33 883</b>	<b>16 691</b>	<b>17 192</b>	<b>6 789</b>	<b>9 902</b>	<b>9 732</b>	<b>7 460</b>
<b>Wholesale and retail trade, repair of motor vehicles and motorcycles</b>	<b>61 852</b>	<b>28 815</b>	<b>33 037</b>	<b>11 638</b>	<b>17 177</b>	<b>18 556</b>	<b>14 481</b>
<b>Transport and storage</b>	<b>12 314</b>	<b>5 502</b>	<b>6 812</b>	<b>2 185</b>	<b>3 317</b>	<b>4 513</b>	<b>2 299</b>
<b>Accommodation and food service activities</b>	<b>37 872</b>	<b>19 461</b>	<b>18 411</b>	<b>8 791</b>	<b>10 670</b>	<b>10 713</b>	<b>7 698</b>
<b>Information and communication</b>	<b>2 047</b>	<b>1 188</b>	<b>859</b>	<b>610</b>	<b>578</b>	<b>349</b>	<b>510</b>
Publishing, audio-visual and broadcasting activities	230	132	98	68	64	41	57
Telecommunications	228	140	88	75	65	29	59
IT and other information services	1 589	916	673	467	449	279	394
<b>Financial and insurance activities</b>	<b>2 114</b>	<b>1 179</b>	<b>935</b>	<b>484</b>	<b>695</b>	<b>501</b>	<b>434</b>
<b>Real estate activities</b>	<b>799</b>	<b>529</b>	<b>270</b>	<b>334</b>	<b>195</b>	<b>153</b>	<b>117</b>
<b>Professional, scientific and technical activities</b>	<b>18 265</b>	<b>10 421</b>	<b>7 844</b>	<b>5 146</b>	<b>5 275</b>	<b>4 421</b>	<b>3 423</b>
Legal, accounting, management, architecture, engineering, technical testing and analysis activities	15 663	9 017	6 646	4 468	4 549	3 717	2 929
Scientific research and development	-	-	-	-	-	-	-
Other professional, scientific and technical activities	2 602	1 404	1 198	678	726	704	494
<b>Administrative and support service activities</b>	<b>4 480</b>	<b>2 536</b>	<b>1 944</b>	<b>1 131</b>	<b>1 405</b>	<b>1 082</b>	<b>862</b>
<b>Public administration and defence, compulsory social security</b>	<b>-</b>	<b>-</b>	<b>-</b>	<b>-</b>	<b>-</b>	<b>-</b>	<b>-</b>
<b>Education</b>	<b>1 411</b>	<b>1 017</b>	<b>394</b>	<b>579</b>	<b>438</b>	<b>217</b>	<b>177</b>
<b>Human health and social work activities</b>	<b>10 465</b>	<b>7 131</b>	<b>3 334</b>	<b>4 412</b>	<b>2 719</b>	<b>1 944</b>	<b>1 390</b>
Human health services	9 921	6 996	2 925	4 331	2 665	1 623	1 302
Residential care and social work activities	544	135	409	81	54	321	88
<b>Arts, entertainment and recreation</b>	<b>1 241</b>	<b>679</b>	<b>562</b>	<b>327</b>	<b>352</b>	<b>365</b>	<b>197</b>
<b>Other services activities</b>	<b>14 291</b>	<b>9 227</b>	<b>5 064</b>	<b>5 544</b>	<b>3 683</b>	<b>2 922</b>	<b>2 142</b>
<b>Activities of households as employers</b>	<b>-</b>	<b>-</b>	<b>-</b>	<b>-</b>	<b>-</b>	<b>-</b>	<b>-</b>
<b>Activities of extra-territorial organisations and bodies</b>	<b>-</b>	<b>-</b>	<b>-</b>	<b>-</b>	<b>-</b>	<b>-</b>	<b>-</b>

Table 3. Turnover of unincorporated enterprises (revised data), 2021

RSD million

Activity	Republic of Serbia						
	Total	Srbija – sever	Srbija – jug	Beogradski region	Region Vojvodine	Region Šumadije i Zapadne Srbije	Region Južne i Istočne Srbije
<b>Total</b>	<b>1 729 406</b>	<b>869 064</b>	<b>860 342</b>	<b>422 201</b>	<b>446 863</b>	<b>546 424</b>	<b>313 918</b>
<b>Agriculture, forestry and fishing</b>	<b>16 006</b>	<b>4 313</b>	<b>11 693</b>	<b>1 252</b>	<b>3 062</b>	<b>7 531</b>	<b>4 162</b>
<b>Mining and quarrying</b>	<b>1 430</b>	<b>108</b>	<b>1 322</b>	<b>2</b>	<b>107</b>	<b>1 021</b>	<b>301</b>
<b>Manufacturing</b>	<b>356 158</b>	<b>162 404</b>	<b>193 754</b>	<b>61 973</b>	<b>100 430</b>	<b>134 667</b>	<b>59 088</b>
Manufacture of food products, beverages and tobacco products	118 239	57 153	61 087	14 657	42 496	40 673	20 413
Manufacture of textiles, apparel, leather and related products	20 237	7 525	12 712	3 393	4 132	8 886	3 826
Manufacture of wood and paper products, and printing	51 321	20 881	30 439	10 338	10 543	21 055	9 385
Manufacture of coke, and refined petroleum products	-	-	-	-	-	-	-
Manufacture of chemicals and chemical products	3 890	1 248	2 641	578	670	1 714	928
Manufacture of pharmaceuticals, medicinal chemical and botanical products	-	-	-	-	-	-	-
Manufacture of rubber and plastics products, and non-metallic mineral products	41 037	16 278	24 760	5 427	10 851	19 262	5 497
Manufacture of basic metals and fabricated metal products, except machinery	68 125	29 632	38 492	11 507	18 126	27 710	10 782
Manufacture of computer, electronic and optical products	3 405	1 437	1 968	617	820	1 069	899
Manufacture of electrical equipment	1 634	1 055	579	765	289	286	294
Manufacture of machinery and equipment n.e.c.	8 479	3 996	4 484	931	3 064	2 850	1 634
Manufacture of transport equipment	1 812	1 019	792	334	686	454	338
Other manufacturing, and repair and installation of machinery and equipment	37 979	22 180	15 799	13 426	8 754	10 708	5 091
<b>Electricity, gas and steam supply</b>	<b>124</b>	<b>36</b>	<b>88</b>	<b>20</b>	<b>16</b>	<b>23</b>	<b>66</b>
<b>Water supply, sewerage, waste management and remediation</b>	<b>15 386</b>	<b>7 708</b>	<b>7 678</b>	<b>3 854</b>	<b>3 854</b>	<b>5 123</b>	<b>2 555</b>
<b>Construction</b>	<b>220 670</b>	<b>107 532</b>	<b>113 138</b>	<b>53 684</b>	<b>53 848</b>	<b>74 669</b>	<b>38 469</b>
<b>Wholesale and retail trade, repair of motor vehicles and motorcycles</b>	<b>598 369</b>	<b>255 716</b>	<b>342 652</b>	<b>98 115</b>	<b>157 602</b>	<b>204 192</b>	<b>138 460</b>
<b>Transport and storage</b>	<b>95 782</b>	<b>52 990</b>	<b>42 793</b>	<b>29 867</b>	<b>23 123</b>	<b>30 458</b>	<b>12 335</b>
<b>Accommodation and food service activities</b>	<b>73 316</b>	<b>40 323</b>	<b>32 992</b>	<b>18 822</b>	<b>21 501</b>	<b>19 934</b>	<b>13 058</b>
<b>Information and communication</b>	<b>54 078</b>	<b>38 874</b>	<b>15 205</b>	<b>29 059</b>	<b>9 815</b>	<b>8 995</b>	<b>6 210</b>
Publishing, audio-visual and broadcasting activities	14 338	11 159	3 179	8 695	2 464	2 014	1 165
Telecommunications	1 281	704	577	381	323	285	291
IT and other information services	38 459	27 010	11 449	19 982	7 028	6 695	4 754
<b>Financial and insurance activities</b>	<b>2 160</b>	<b>1 010</b>	<b>1 150</b>	<b>315</b>	<b>695</b>	<b>647</b>	<b>503</b>
<b>Real estate activities</b>	<b>2 968</b>	<b>1 759</b>	<b>1 208</b>	<b>1 101</b>	<b>658</b>	<b>833</b>	<b>375</b>
<b>Professional, scientific and technical activities</b>	<b>156 238</b>	<b>105 982</b>	<b>50 256</b>	<b>67 089</b>	<b>38 893</b>	<b>29 484</b>	<b>20 772</b>
Legal, accounting, management, architecture, engineering, technical testing and analysis activities	135 834	92 218	43 617	59 178	33 040	25 496	18 120
Scientific research and development	90	57	32	45	12	20	12
Other professional, scientific and technical activities	20 314	13 707	6 608	7 865	5 841	3 967	2 640
<b>Administrative and support service activities</b>	<b>30 166</b>	<b>19 557</b>	<b>10 609</b>	<b>11 662</b>	<b>7 895</b>	<b>6 862</b>	<b>3 747</b>
<b>Public administration and defence, compulsory social security</b>	<b>-</b>	<b>-</b>	<b>-</b>	<b>-</b>	<b>-</b>	<b>-</b>	<b>-</b>
<b>Education</b>	<b>5 498</b>	<b>3 665</b>	<b>1 832</b>	<b>2 220</b>	<b>1 446</b>	<b>1 033</b>	<b>799</b>
<b>Human health and social work activities</b>	<b>46 499</b>	<b>33 980</b>	<b>12 519</b>	<b>22 640</b>	<b>11 340</b>	<b>7 199</b>	<b>5 320</b>
Human health services	46 008	33 806	12 202	22 529	11 277	6 942	5 260
Residential care and social work activities	491	174	317	111	63	257	60
<b>Arts, entertainment and recreation</b>	<b>9 310</b>	<b>6 280</b>	<b>3 030</b>	<b>4 356</b>	<b>1 924</b>	<b>2 275</b>	<b>756</b>
<b>Other services activities</b>	<b>45 247</b>	<b>26 827</b>	<b>18 420</b>	<b>16 172</b>	<b>10 655</b>	<b>11 479</b>	<b>6 941</b>
<b>Activities of households as employers</b>	<b>-</b>	<b>-</b>	<b>-</b>	<b>-</b>	<b>-</b>	<b>-</b>	<b>-</b>
<b>Activities of extra-territorial organisations and bodies</b>	<b>-</b>	<b>-</b>	<b>-</b>	<b>-</b>	<b>-</b>	<b>-</b>	<b>-</b>



Table 4. Gross value added of unincorporated enterprises (revised data), 2021

RSD million

Activity	Republic of Serbia						
	Total	Srbija – sever	Srbija – jug	Beogradski region	Region Vojvodine	Region Šumadije i Zapadne Srbije	Region Južne i Istočne Srbije
<b>Total</b>	<b>455 626</b>	<b>254 628</b>	<b>200 998</b>	<b>134 056</b>	<b>120 572</b>	<b>127 364</b>	<b>73 633</b>
<b>Agriculture, forestry and fishing</b>	<b>3 223</b>	<b>899</b>	<b>2 324</b>	<b>269</b>	<b>630</b>	<b>1 491</b>	<b>832</b>
<b>Mining and quarrying</b>	<b>386</b>	<b>30</b>	<b>356</b>	<b>0,4</b>	<b>30</b>	<b>285</b>	<b>71</b>
<b>Manufacturing</b>	<b>87 418</b>	<b>40 545</b>	<b>46 873</b>	<b>15 150</b>	<b>25 396</b>	<b>32 055</b>	<b>14 819</b>
Manufacture of food products, beverages and tobacco products	25 941	13 085	12 856	4 127	8 958	8 457	4 399
Manufacture of textiles, apparel, leather and related products	8 457	3 042	5 416	1 284	1 758	3 917	1 498
Manufacture of wood and paper products, and printing	11 678	4 807	6 871	2 160	2 647	4 577	2 294
Manufacture of coke, and refined petroleum products	-	-	-	-	-	-	-
Manufacture of chemicals and chemical products	754	280	474	145	135	290	184
Manufacture of pharmaceuticals, medicinal chemical and botanical products	-	-	-	-	-	-	-
Manufacture of rubber and plastics products, and non-metallic mineral products	9 693	4 125	5 568	1 096	3 029	4 329	1 239
Manufacture of basic metals and fabricated metal products, except machinery	15 663	7 233	8 430	2 874	4 359	5 817	2 613
Manufacture of computer, electronic and optical products	1 025	459	566	165	294	252	314
Manufacture of electrical equipment	491	315	176	210	105	82	95
Manufacture of machinery and equipment n.e.c.	2 241	1 141	1 100	205	936	712	388
Manufacture of transport equipment	514	301	213	110	190	154	59
Other manufacturing, and repair and installation of machinery and equipment	10 962	5 759	5 202	2 775	2 984	3 467	1 736
<b>Electricity, gas and steam supply</b>	<b>47</b>	<b>11</b>	<b>35</b>	<b>7</b>	<b>4</b>	<b>11</b>	<b>25</b>
<b>Water supply, sewerage, waste management and remediation</b>	<b>1 670</b>	<b>814</b>	<b>856</b>	<b>283</b>	<b>531</b>	<b>562</b>	<b>293</b>
<b>Construction</b>	<b>55 180</b>	<b>27 596</b>	<b>27 584</b>	<b>12 859</b>	<b>14 736</b>	<b>17 442</b>	<b>10 142</b>
<b>Wholesale and retail trade, repair of motor vehicles and motorcycles</b>	<b>82 102</b>	<b>38 176</b>	<b>43 926</b>	<b>15 546</b>	<b>22 630</b>	<b>26 628</b>	<b>17 298</b>
<b>Transport and storage</b>	<b>31 121</b>	<b>17 081</b>	<b>14 039</b>	<b>9 206</b>	<b>7 876</b>	<b>9 774</b>	<b>4 265</b>
<b>Accommodation and food service activities</b>	<b>23 483</b>	<b>12 274</b>	<b>11 209</b>	<b>5 668</b>	<b>6 606</b>	<b>6 888</b>	<b>4 321</b>
<b>Information and communication</b>	<b>23 421</b>	<b>15 965</b>	<b>7 456</b>	<b>10 341</b>	<b>5 624</b>	<b>4 099</b>	<b>3 356</b>
Publishing, audio-visual and broadcasting activities	4 130	3 157	973	2 463	694	535	438
Telecommunications	469	312	158	155	157	72	86
IT and other information services	18 821	12 497	6 325	7 724	4 773	3 492	2 832
<b>Financial and insurance activities</b>	<b>742</b>	<b>400</b>	<b>342</b>	<b>132</b>	<b>268</b>	<b>183</b>	<b>159</b>
<b>Real estate activities</b>	<b>1 648</b>	<b>1 117</b>	<b>532</b>	<b>840</b>	<b>277</b>	<b>352</b>	<b>180</b>
<b>Professional, scientific and technical activities</b>	<b>83 388</b>	<b>57 875</b>	<b>25 512</b>	<b>37 108</b>	<b>20 767</b>	<b>15 276</b>	<b>10 236</b>
Legal, accounting, management, architecture, engineering, technical testing and analysis activities	73 712	51 458	22 254	33 388	18 070	13 319	8 935
Scientific research and development	57	36	20	28	8	10	11
Other professional, scientific and technical activities	9 619	6 381	3 237	3 692	2 690	1 947	1 291
<b>Administrative and support service activities</b>	<b>12 043</b>	<b>8 151</b>	<b>3 892</b>	<b>4 745</b>	<b>3 405</b>	<b>2 475</b>	<b>1 417</b>
<b>Public administration and defence, compulsory social security</b>	<b>-</b>	<b>-</b>	<b>-</b>	<b>-</b>	<b>-</b>	<b>-</b>	<b>-</b>
<b>Education</b>	<b>3 389</b>	<b>2 284</b>	<b>1 105</b>	<b>1 480</b>	<b>804</b>	<b>639</b>	<b>466</b>
<b>Human health and social work activities</b>	<b>21 054</b>	<b>15 446</b>	<b>5 608</b>	<b>10 270</b>	<b>5 176</b>	<b>3 181</b>	<b>2 427</b>
Human health services	20 646	15 317	5 329	10 183	5 133	2 954	2 375
Residential care and social work activities	407	129	278	86	43	227	51
<b>Arts, entertainment and recreation</b>	<b>3 852</b>	<b>2 822</b>	<b>1 030</b>	<b>2 033</b>	<b>789</b>	<b>722</b>	<b>308</b>
<b>Other services activities</b>	<b>21 460</b>	<b>13 140</b>	<b>8 320</b>	<b>8 117</b>	<b>5 023</b>	<b>5 303</b>	<b>3 017</b>
<b>Activities of households as employers</b>	<b>-</b>	<b>-</b>	<b>-</b>	<b>-</b>	<b>-</b>	<b>-</b>	<b>-</b>
<b>Activities of extra-territorial organisations and bodies</b>	<b>-</b>	<b>-</b>	<b>-</b>	<b>-</b>	<b>-</b>	<b>-</b>	<b>-</b>

Dissemination and public relations unit

Phone: +381 11 2401284

Email: [stat@stat.gov.rs](mailto:stat@stat.gov.rs)

Library

Phone: +38111 2412922, ext. 251

Email: [biblioteka@stat.gov.rs](mailto:biblioteka@stat.gov.rs)

Number of pages: 22

Periodic: annual



# WORKING PAPER

No **130**