




# Tertiary education 2022/2023





Statistical Office of the Republic of Serbia

ISBN 978-86-6161-244-2

# Tertiary education 2022/2023

Belgrade, 2023

Tertiary education 2022/2023

Published by: Statistical Office of the Republic of Serbia, Belgrade, Milana Rakića 5

Responsible: Dr Miladin Kovačević, Director

EDITORIAL STAFF

Editor in chief: Dušan Gavrilović

Members: Jelena Zdravković, Katarina Stančić and Mirjana Popović

Prepared by: Jasmina Krstić, Tamara Ergić, Milica Gardović, Maja Tošić, Milena Aćimović Krstić and Tatjana Žarić

Cover design and editing: Division for statistical output development and visualization

Translated by: Vesna Aralica

## FOREWORD

Tertiary education is an activity of particular interest for the Republic of Serbia and part of the international, especially European, scientific and artistic area. It is realized through academic and applied studies based on approved, i.e. accredited study programmes for attaining tertiary education.

The data on tertiary education are a result of regular annual surveys that are carried out in all tertiary education institutions and are collected by means of individual questionnaires. For enrolled students one uses the "Statistical report on enrolled students" (form ŠV-20), for graduated students the "Statistical report for students who graduated at higher education institutions" (form ŠV 50) and for teaching staff the "Report on teaching staff and structure of higher education institutions" (form ŠV-21).

Apart from this publication the data on tertiary education are also published in the "Statistical Year-book of the Republic of Serbia", "Municipalities and regions in the Republic of Serbia", "Statistical pocket-book of the Republic of Serbia" as well as in occasional publications issued by the Statistical Office of the Republic of Serbia.

In Belgrade, 2023

Director

Dr Miladin Kovačević



# TABLE OF CONTENT

Foreword .....	3
Methodological explanations .....	7
<b>I. ENROLLED STUDENTS</b>	
1.1. Students by sex, financing modality and cycle of studies .....	12
1.2. Students by sex, financing modality and fields of education .....	14
1.3. Students enrolled at universities, faculties and higher schools (colleges) by type of studies .....	16
1.4. Students by fields of education and universities .....	22
1.5. Enrolled students by financing modality and sex .....	30
1.6. Students by previously completed secondary school .....	36
1.7. Students by universities.....	41
1.8. Students by ethnicity .....	42
1.9. Foreign students .....	50
1.10. Students by age and sex .....	54
1.11. Students by marital status .....	56
1.12. Students by way of supporting themselves during studies.....	57
1.13. Students by main way of supporting themselves during the studies .....	58
1.14. Does the student support other persons .....	59
1.15. Students by type of accommodation during the studies .....	60
1.16. Students by father and mother's educational level .....	61
1.17. Employment situation of students and parents/guardians .....	62
1.18. . Students in higher schools (colleges), faculties and art academies by municipalities .....	63
1.19. Students by place of residence.....	65
<b>II. GRADUATED STUDENTS</b>	
2.1. Students by sex, financing modality and cycle of studies .....	72
2.2. Students by sex, financing modality and fields of education .....	74
2.3. Students by universities, faculties, and fields of education .....	76
2.4. Graduated students by financing modality and sex .....	82
2.5. Graduated students by previously completed school.....	88
2.6. Students by universities.....	90
2.7. Students by ethnicity .....	92
2.8. Foreign students .....	100
2.9. Students by age and sex .....	101
2.10. Students by way of supporting themselves during studies.....	103
2.11. Students by type of accommodation during the studies .....	104
2.12. Student mobility .....	105
2.13. Students at higher schools (colleges) and faculties by sex, cycles of studies by regions, areas and municipalities.....	103
<b>III. TEACHING STAFF</b>	
3.1. Teaching staff by universities and faculties.....	110
3.2. Teaching staff by titles and length of working hours .....	120





## LEGAL BASIS

Surveys are carried out according to the Law on Official Statistics (“Official Journal of the RS”, number 104/2009) adopted by the Government of the Republic of Serbia.

## METHODOLOGICAL BASIS

### Objective and scope of statistical surveys

The objective of the tertiary education statistics is to collect, process and publish data on universities, faculties, academies and higher schools and study programmes, type and cycle of studies, students enrolled and graduated at all cycles of studies (first, second and third cycles) as well as on teaching staff by the main characteristics.

Tertiary education statistics surveys are conducted once a year and provide data on the number and territorial distribution of higher education institutions, ownership, cycles of study they are organizing, types of study programmes, and on students who have enrolled, i.e. graduated at a cycle of studies by sex, age, previously completed school, financing modalities during the studies, students’ socio-economic status, students’ mobility, as well as data on teaching staff.

### Data source

Data on enrolled and graduated students are collected via individual statistical questionnaires “Statistical report on students enrolled” (form ŠV-20) and „Statistical report for students who completed studies at higher education institutions (ŠV-50).

Data on teaching staff at higher education institutions are collected via a cumulative report “Report on teaching staff and the structure of higher education institutions” (ŠV-21) which is filled in by all higher education institutions.

### Survey coverage

The coverage of tertiary education surveys is complete. The annual surveys on enrolled students (ŠV-20) and on graduated students (ŠV-50) cover all students enrolled at all cycles of studies in the current school year, i.e. all students who completed a cycle of studies in the calendar year at all higher schools, faculties and academies regardless of the ownership status. The survey on enrolled students does not include senior undergraduate students (do not enrol in a year of study).

The annual survey on teaching staff and the structure of higher education institutions (ŠV-21) covers all teachers and assistants in an educational process regardless of the type of employment relationship and of working hours.

Starting from 1999, the Statistical Office of the Republic of Serbia has not at disposal and may not provide available certain data relative to AP Kosovo and Metohia, and therefore these data are not included in the coverage for the Republic of Serbia (total).

### Reporting units

Reporting units for tertiary education surveys are all higher education institutions – universities, faculties, art academies, higher schools and academies of applied studies whatever the ownership is.

In the territory of Beogradski region, Region Šumadija i Zapadne Srbije, and Region Južne i Istočne Srbije, the state higher schools (colleges) of applied studies were integrated into academies of applied studies. The integration of state higher schools (colleges) of applied studies started in 2019.

## Obligation to provide data

Reporting units are obligated to provide accurate, complete and updated data, which, by their content and form, meet the requirements of the official statistics. The obligation to provide data is based on Article 26 of the penalty provision concerning data provision or the provision of incomplete or inaccurate data based on Article 52 of the Law of Official Statistics (“Official Journal of the RS”, number 104/2009).

## Obligation to protect individual data

Data obtained from reporting units are considered official secret, are used for statistical purposes and cannot be released or made available to users. Data aggregated according to territory, cycle of study, ownership status, financing modality, etc. may be accessed by external users.

## Explanation on the main concepts and characteristics

Higher education institutions are educational institutions where educational and scientific process is carried out in view of preparing specialists to work in corresponding areas, according to specially regulated curricula. The activity of tertiary education is performed by the following higher education institutions: university, faculty, i.e. art academy within a university; academy of applied studies; higher school and higher school of applied studies.

University, faculty, academy, academy of applied studies, higher school and higher school of applied studies are independent higher education institutions. Faculty, i.e. art academy is a higher education institution in the scope of a university that provides academic study programmes and develops R&D, specialist, i.e. art works in one or more fields. Faculty, i.e. art academy can also realize applied study programmes.

The activity of tertiary education is performed through academic and applied studies based on selected, i.e. accredited study programmes for attaining tertiary education.

Academic studies involve academic study programmes that enable students to develop and apply scientific, specialist and art achievements.

Applied studies involve applied study programmes that enable students to apply knowledge and skills necessary to become included in work process.

First cycle of studies are undergraduate academic studies, undergraduate applied studies and specialized applied studies.

Second cycle of studies are master academic studies, master applied studies and specialized academic studies. Due to international comparability, for the purposes of statistics, integrated academic studies are presented in the second cycle of studies.

Integrated studies of academic study programmes are organized as integrated in the scope of undergraduate and master academic studies leading to 360 ECTS credits after completion.

Third cycle of studies are doctoral academic studies.

Students who study by the old curriculum of academic studies at the first and second cycle of studies are shown separately.

Mobility in tertiary education is focused on removing barriers in knowledge flow and is the key element of the European strategy that should contribute to personal and professional students’ development and provide them then with skills they need in future. Eurostat defines two types of mobility:

1. students’ enrolment abroad, i.e. in another country other than that where secondary education has been attained, for the purpose of getting a degree, and



2. international credit mobility to follow study programmes or traineeships of the same level as the studies carried out in the country.

For a student to be considered mobile, she/he must spend at least three months abroad or the programme attended abroad must ensure at least 15 ECTS credits.

### Harmonisation with international recommendations, standards and practice

The methodology of tertiary education complies with international statistical standards and is aimed at obtaining data on tertiary education according to the International Standard Classification of Education (ISCED-F 2013, levels 5-8).

### Level of data representativeness

As far as territorial representativeness is concerned, data are collected at the level of municipalities – according to the seat of the higher education institutions, administrative districts, AP Vojvodina and for the Republic of Serbia. Data aggregation is possible according to faculties within universities, ownership, fields of education, financing modality and levels of study.

### Publication of the results

Data on enrolled and graduated students have been collected since 1945, and over 1951 – 2003 they were published in the bulletins of the Federal Statistical Office entitled Higher Schools.

Apart from this publication, the results of conducted surveys are also published in the “Statistical Yearbook of the Republic of Serbia”, “Municipalities and Regions of the Republic of Serbia” and in the “Statistical Pocket-book of the Republic of Serbia” as well as in occasional publications released by the Statistical Office of the Republic of Serbia.

#### Symbols

- = nil

... = data not available

0 = data magnitude less than 0.5 compared to the unit of measurement

0,0 = data magnitude less than 0.05 compared to the unit of measurement

a = average

1) = footnote

() = incomplete, i.e. insufficiently checked data



# Enrolled students



1

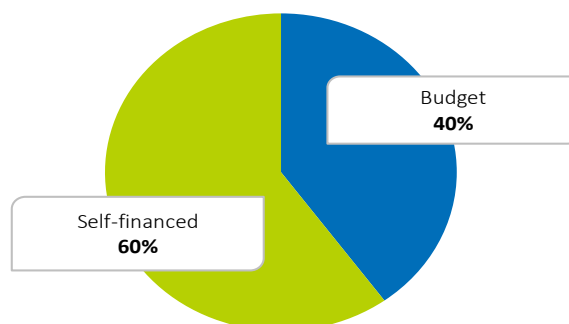
## 1.1. Students by sex, financing modality and cycle of studies

Types and cycles of study	Students								
	Total			Budget-financed			Self-financing		
	All	Men	Women	All	Men	Women	All	Men	Women
<b>REPUBLIC OF SERBIA</b>	<b>248508</b>	<b>102842</b>	<b>145666</b>	<b>98284</b>	<b>37781</b>	<b>60503</b>	<b>150224</b>	<b>65061</b>	<b>85163</b>
First cycle studies	184211	79057	105154	74324	29502	44822	109887	49555	60332
Undergraduate academic studies	147210	61445	85765	59866	22937	36929	87344	38508	48836
Undergraduate applied studies	36442	17325	19117	14436	6551	7885	22006	10774	11232
Specialised applied studies	559	287	272	22	14	8	537	273	264
Second cycle studies	52288	18812	33476	21039	7132	13907	31249	11680	19569
Master academic studies	27677	11024	16653	10611	4212	6399	17066	6812	10254
Master applied studies	5411	2420	2991	308	181	127	5103	2239	2864
Specialised academic studies	905	211	694	52	11	41	853	200	653
Integrated studies	18295	5157	13138	10068	2728	7340	8227	2429	5798
Third cycle studies	11965	4959	7006	2915	1145	1770	9050	3814	5236
Doctoral academic studies	11965	4959	7006	2915	1145	1770	9050	3814	5236
Old programme	44	14	30	6	2	4	38	12	26
Old programme	44	14	30	6	2	4	38	12	26
<b>SRBIJA - SEVER</b>	<b>195381</b>	<b>81700</b>	<b>113681</b>	<b>72104</b>	<b>27612</b>	<b>44492</b>	<b>123277</b>	<b>54088</b>	<b>69189</b>
First cycle studies	145152	62666	82486	53842	21145	32697	91310	41521	49789
Undergraduate academic studies	118652	49731	68921	44958	16969	27989	73694	32762	40932
Undergraduate applied studies	26156	12769	13387	8880	4174	4706	17276	8595	8681
Specialised applied studies	344	166	178	4	2	2	340	164	176
Second cycle studies	40620	15030	25590	15996	5555	10441	24624	9475	15149
Master academic studies	21553	8918	12635	8049	3274	4775	13504	5644	7860
Master applied studies	3540	1734	1806	230	161	69	3310	1573	1737
Specialised academic studies	898	211	687	52	11	41	846	200	646
Integrated studies	14629	4167	10462	7665	2109	5556	6964	2058	4906
Third cycle studies	9599	4002	5597	2266	912	1354	7333	3090	4243
Doctoral academic studies	9599	4002	5597	2266	912	1354	7333	3090	4243
Old programme	10	2	8	-	-	-	10	2	8
Old programme	10	2	8	-	-	-	10	2	8
<b>Beogradski region</b>	<b>141749</b>	<b>58636</b>	<b>83113</b>	<b>47129</b>	<b>17598</b>	<b>29531</b>	<b>94620</b>	<b>41038</b>	<b>53582</b>
First cycle studies	105005	44620	60385	34448	13127	21321	70557	31493	39064
Undergraduate academic studies	84270	34375	49895	28277	10169	18108	55993	24206	31787
Undergraduate applied studies	20422	10100	10322	6169	2956	3213	14253	7144	7109
Specialised applied studies	313	145	168	2	2	-	311	143	168
Second cycle studies	29240	10927	18313	11070	3821	7249	18170	7106	11064
Master academic studies	15599	6418	9181	5000	2075	2925	10599	4343	6256
Master applied studies	2408	1318	1090	94	50	44	2314	1268	1046
Specialised academic studies	711	179	532	21	9	12	690	170	520
Integrated studies	10522	3012	7510	5955	1687	4268	4567	1325	3242
Third cycle studies	7502	3089	4413	1611	650	961	5891	2439	3452
Doctoral academic studies	7502	3089	4413	1611	650	961	5891	2439	3452
Old programme	2	-	2	-	-	-	2	-	2
Old programme	2	-	2	-	-	-	2	-	2
<b>Region Vojvodine</b>	<b>53632</b>	<b>23064</b>	<b>30568</b>	<b>24975</b>	<b>10014</b>	<b>14961</b>	<b>28657</b>	<b>13050</b>	<b>15607</b>
First cycle studies	40147	18046	22101	19394	8018	11376	20753	10028	10725
Undergraduate academic studies	34382	15356	19026	16681	6800	9881	17701	8556	9145
Undergraduate applied studies	5734	2669	3065	2711	1218	1493	3023	1451	1572
Specialised applied studies	31	21	10	2	-	2	29	21	8
Second cycle studies	11380	4103	7277	4926	1734	3192	6454	2369	4085
Master academic studies	5954	2500	3454	3049	1199	1850	2905	1301	1604
Master applied studies	1132	416	716	136	111	25	996	305	691
Specialised academic studies	187	32	155	31	2	29	156	30	126
Integrated studies	4107	1155	2952	1710	422	1288	2397	733	1664
Third cycle studies	2097	913	1184	655	262	393	1442	651	791
Doctoral academic studies	2097	913	1184	655	262	393	1442	651	791
Old programme	8	2	6	-	-	-	8	2	6
Old programme	8	2	6	-	-	-	8	2	6

### 1.1. Students by sex, financing modality and cycle of studies (continued)

Types and cycles of study	Students								
	Total			Budget-financed			Self-financing		
	All	Men	Women	All	Men	Women	All	Men	Women
<b>SRBIJA - JUG</b>	<b>53127</b>	<b>21142</b>	<b>31985</b>	<b>26180</b>	<b>10169</b>	<b>16011</b>	<b>26947</b>	<b>10973</b>	<b>15974</b>
First cycle studies	39059	16391	22668	20482	8357	12125	18577	8034	10543
Undergraduate academic studies	28558	11714	16844	14908	5968	8940	13650	5746	7904
Undergraduate applied studies	10286	4556	5730	5556	2377	3179	4730	2179	2551
Specialised applied studies	215	121	94	18	12	6	197	109	88
Second cycle studies	11668	3782	7886	5043	1577	3466	6625	2205	4420
Master academic studies	6124	2106	4018	2562	938	1624	3562	1168	2394
Master applied studies	1871	686	1185	78	20	58	1793	666	1127
Specialised academic studies	7	-	7	-	-	-	7	-	7
Integrated studies	3666	990	2676	2403	619	1784	1263	371	892
Third cycle studies	2366	957	1409	649	233	416	1717	724	993
Doctoral academic studies	2366	957	1409	649	233	416	1717	724	993
Old programme	34	12	22	6	2	4	28	10	18
Old programme	34	12	22	6	2	4	28	10	18
<b>Region Šumadije i Zapadne Srbije</b>	<b>25230</b>	<b>9419</b>	<b>15811</b>	<b>12445</b>	<b>4627</b>	<b>7818</b>	<b>12785</b>	<b>4792</b>	<b>7993</b>
First cycle studies	19003	7526	11477	10116	3942	6174	8887	3584	5303
Undergraduate academic studies	12680	4859	7821	6564	2548	4016	6116	2311	3805
Undergraduate applied studies	6293	2648	3645	3552	1394	2158	2741	1254	1487
Specialised applied studies	30	19	11	-	-	-	30	19	11
Second cycle studies	5168	1517	3651	2005	590	1415	3163	927	2236
Master academic studies	3021	938	2083	1300	452	848	1721	486	1235
Master applied studies	1150	353	797	44	7	37	1106	346	760
Integrated studies	997	226	771	661	131	530	336	95	241
Third cycle studies	1032	366	666	323	95	228	709	271	438
Doctoral academic studies	1032	366	666	323	95	228	709	271	438
Old programme	27	10	17	1	-	1	26	10	16
Old programme	27	10	17	1	-	1	26	10	16
<b>Region Južne i Istočne Srbije</b>	<b>27897</b>	<b>11723</b>	<b>16174</b>	<b>13735</b>	<b>5542</b>	<b>8193</b>	<b>14162</b>	<b>6181</b>	<b>7981</b>
First cycle studies	20056	8865	11191	10366	4415	5951	9690	4450	5240
Undergraduate academic studies	15878	6855	9023	8344	3420	4924	7534	3435	4099
Undergraduate applied studies	3993	1908	2085	2004	983	1021	1989	925	1064
Specialised applied studies	185	102	83	18	12	6	167	90	77
Second cycle studies	6500	2265	4235	3038	987	2051	3462	1278	2184
Master academic studies	3103	1168	1935	1262	486	776	1841	682	1159
Master applied studies	721	333	388	34	13	21	687	320	367
Specialised academic studies	7	-	7	-	-	-	7	-	7
Integrated studies	2669	764	1905	1742	488	1254	927	276	651
Third cycle studies	1334	591	743	326	138	188	1008	453	555
Doctoral academic studies	1334	591	743	326	138	188	1008	453	555
Old programme	7	2	5	5	2	3	2	-	2
Old programme	7	2	5	5	2	3	2	-	2
<b>Region Kosovo i Metohija</b>	...	...	...	...	...	...	...	...	...

Chart 1 Enrolled students by financing modality



## 1.2. Students by sex, financing modality and fields of education

	Total			Budget-financed			Fields of education					
							Education		Arts and humanities		Social sciences, journalism and information	
	All	Men	Women	All	Men	Women	All	Women	All	Women	All	Women
<b>REPUBLIC OF SERBIA</b>	<b>248508</b>	<b>102842</b>	<b>145666</b>	<b>98284</b>	<b>37781</b>	<b>60503</b>	<b>13490</b>	<b>11384</b>	<b>26665</b>	<b>17953</b>	<b>28723</b>	<b>19642</b>
State universities	177180	69782	107398	84732	31664	53068	9643	8078	19873	13862	19175	13403
Private universities	32441	14813	17628	-	-	-	552	348	3691	2321	8152	5402
State higher schools (colleges)/Academies of applied studies	32187	15173	17014	13552	6117	7435	3295	2958	2476	1502	850	551
Private higher schools (colleges)	6700	3074	3626	-	-	-	-	-	625	268	546	286
<b>SRBIJA – SEVER</b>	<b>195381</b>	<b>81700</b>	<b>113681</b>	<b>72104</b>	<b>27612</b>	<b>44492</b>	<b>9262</b>	<b>7546</b>	<b>22424</b>	<b>14808</b>	<b>24672</b>	<b>16641</b>
State universities	136658	54170	82488	63418	23564	39854	6888	5598	16152	11126	16391	11193
Private universities	30257	13820	16437	-	-	-	426	224	3485	2149	7725	5144
State higher schools (colleges)/Academies of applied studies	22333	10915	11418	8686	4048	4638	1948	1724	2162	1265	111	81
Private higher schools (colleges)	6133	2795	3338	-	-	-	-	-	625	268	445	223
<b>Beogradski region</b>	<b>141749</b>	<b>58636</b>	<b>83113</b>	<b>47129</b>	<b>17598</b>	<b>29531</b>	<b>6086</b>	<b>4772</b>	<b>18922</b>	<b>12381</b>	<b>18704</b>	<b>12519</b>
State universities	95791	36365	59426	40923	14625	26298	5860	4714	13320	9079	12457	8408
Private universities	23313	10978	12335	-	-	-	226	58	3211	1994	5691	3807
Academies of applied studies	16629	8561	8068	6206	2973	3233	-	-	1766	1040	111	81
Private higher schools (colleges)	6016	2732	3284	-	-	-	-	-	625	268	445	223
<b>Region Vojvodine</b>	<b>53632</b>	<b>23064</b>	<b>30568</b>	<b>24975</b>	<b>10014</b>	<b>14961</b>	<b>3176</b>	<b>2774</b>	<b>3502</b>	<b>2427</b>	<b>5968</b>	<b>4122</b>
State universities	40867	17805	23062	22495	8939	13556	1028	884	2832	2047	3934	2785
Private universities	6944	2842	4102	-	-	-	200	166	274	155	2034	1337
State higher schools (colleges)	5704	2354	3350	2480	1075	1405	1948	1724	396	225	-	-
Private higher schools (colleges)	117	63	54	-	-	-	-	-	-	-	-	-
<b>SRBIJA – JUG</b>	<b>53127</b>	<b>21142</b>	<b>31985</b>	<b>26180</b>	<b>10169</b>	<b>16011</b>	<b>4228</b>	<b>3838</b>	<b>4241</b>	<b>3145</b>	<b>4051</b>	<b>3001</b>
State universities	40522	15612	24910	21314	8100	13214	2755	2480	3721	2736	2784	2210
Private universities	2184	993	1191	-	-	-	126	124	206	172	427	258
Academies of applied studies	9854	4258	5596	4866	2069	2797	1347	1234	314	237	739	470
Private higher schools (colleges)	567	279	288	-	-	-	-	-	-	-	101	63
<b>Region Šumadije i Zapadne Srbije</b>	<b>25230</b>	<b>9419</b>	<b>15811</b>	<b>12445</b>	<b>4627</b>	<b>7818</b>	<b>3321</b>	<b>3051</b>	<b>2135</b>	<b>1639</b>	<b>1726</b>	<b>1299</b>
State universities	17767	6602	11165	9634	3566	6068	2027	1868	1816	1404	1020	803
Private universities	1364	486	878	-	-	-	126	124	206	172	323	211
Academies of applied studies	5780	2175	3605	2811	1061	1750	1168	1059	113	63	282	222
Private higher schools (colleges)	319	156	163	-	-	-	-	-	-	-	101	63
<b>Region Južne i Istočne Srbije</b>	<b>27897</b>	<b>11723</b>	<b>16174</b>	<b>13735</b>	<b>5542</b>	<b>8193</b>	<b>907</b>	<b>787</b>	<b>2106</b>	<b>1506</b>	<b>2325</b>	<b>1702</b>
State universities	22755	9010	13745	11680	4534	7146	728	612	1905	1332	1764	1407
Private universities	820	507	313	-	-	-	-	-	-	-	104	47
Academies of applied studies	4074	2083	1991	2055	1008	1047	179	175	201	174	457	248
Private higher schools (colleges)	248	123	125	-	-	-	-	-	-	-	-	-
<b>Region Kosovo i Metohija</b>	...	...	...	...	...	...	...	...	...	...	...	...



Fields of education														
Business, administration and law		Natural sciences, mathematics and statistics		Information and communication technologies		Engineering, manufacturing and construction		Agriculture, forestry, fisheries and veterinary		Health and welfare		Services		
All	Women	All	Women	All	Women	All	Women	All	Women	All	Women	All	Women	
<b>38939</b>	<b>24839</b>	<b>14056</b>	<b>9429</b>	<b>25207</b>	<b>7744</b>	<b>48352</b>	<b>20283</b>	<b>6636</b>	<b>3426</b>	<b>30100</b>	<b>22455</b>	<b>16340</b>	<b>8511</b>	<b>REPUBLIC OF SERBIA</b>
24910	16668	13617	9149	14388	5343	40319	17985	6306	3292	21555	15981	7394	3637	State universities
9144	4929	393	250	3876	999	1747	503	68	20	1432	1081	3386	1775	Private universities
4474	3037	46	30	5788	1162	6286	1795	262	114	3859	3061	4851	2804	State higher schools (colleges)/Academies of applied studies
411	205	-	-	1155	240	-	-	-	-	3254	2332	709	295	Private higher schools (colleges)
27384	17114	11850	7759	19892	6269	37356	15910	6063	3162	23280	17395	13198	7077	SRBIJA – SEVER
15507	10165	11457	7509	10847	4297	31608	14515	5924	3102	16102	11972	5782	3011	State universities
8365	4571	393	250	3709	956	1499	432	68	20	1244	948	3343	1743	Private universities
3211	2221	-	-	4240	796	4249	963	71	40	2685	2147	3656	2181	State higher schools (colleges)/Academies of applied studies
301	157	-	-	1096	220	-	-	-	-	3249	2328	417	142	Private higher schools (colleges)
<b>20675</b>	<b>12759</b>	<b>6847</b>	<b>4484</b>	<b>12565</b>	<b>3879</b>	<b>25599</b>	<b>11033</b>	<b>4108</b>	<b>2030</b>	<b>17914</b>	<b>13422</b>	<b>10329</b>	<b>5834</b>	<b>Beogradski region</b>
11525	7497	6639	4345	4637	2114	20951	9826	4037	1990	11836	8820	4529	2633	State universities
6607	3575	208	139	3500	921	1219	351	-	-	295	258	2356	1232	Private universities
2290	1561	-	-	3332	624	3429	856	71	40	2534	2016	3096	1850	Academies of applied studies
253	126	-	-	1096	220	-	-	-	-	3249	2328	348	119	Private higher schools (colleges)
<b>6709</b>	<b>4355</b>	<b>5003</b>	<b>3275</b>	<b>7327</b>	<b>2390</b>	<b>11757</b>	<b>4877</b>	<b>1955</b>	<b>1132</b>	<b>5366</b>	<b>3973</b>	<b>2869</b>	<b>1243</b>	<b>Region Vojvodine</b>
3982	2668	4818	3164	6210	2183	10657	4689	1887	1112	4266	3152	1253	378	State universities
1758	996	185	111	209	35	280	81	68	20	949	690	987	511	Private universities
921	660	-	-	908	172	820	107	-	-	151	131	560	331	State higher schools (colleges)
48	31	-	-	-	-	-	-	-	-	-	-	69	23	Private higher schools (colleges)
11555	7725	2206	1670	5315	1475	10996	4373	573	264	6820	5060	3142	1434	SRBIJA – JUG
9403	6503	2160	1640	3541	1046	8711	3470	382	190	5453	4009	1612	626	State universities
779	358	-	-	167	43	248	71	-	-	188	133	43	32	Private universities
1263	816	46	30	1548	366	2037	832	191	74	1174	914	1195	623	Academies of applied studies
110	48	-	-	59	20	-	-	-	-	5	4	292	153	Private higher schools (colleges)
<b>4769</b>	<b>3216</b>	<b>1192</b>	<b>941</b>	<b>3021</b>	<b>904</b>	<b>4318</b>	<b>1472</b>	<b>498</b>	<b>240</b>	<b>3146</b>	<b>2380</b>	<b>1104</b>	<b>669</b>	<b>Region Šumadije i Zapadne Srbije</b>
3927	2706	1192	941	1877	586	3148	981	382	190	1831	1375	547	311	State universities
311	163	-	-	167	43	-	-	-	-	188	133	43	32	Private universities
441	304	-	-	918	255	1170	491	116	50	1127	872	445	289	Academies of applied studies
90	43	-	-	59	20	-	-	-	-	-	-	69	37	Private higher schools (colleges)
<b>6786</b>	<b>4509</b>	<b>1014</b>	<b>729</b>	<b>2294</b>	<b>571</b>	<b>6678</b>	<b>2901</b>	<b>75</b>	<b>24</b>	<b>3674</b>	<b>2680</b>	<b>2038</b>	<b>765</b>	<b>Region Južne i Istočne Srbije</b>
5476	3797	968	699	1664	460	5563	2489	-	-	3622	2634	1065	315	State universities
468	195	-	-	-	-	248	71	-	-	-	-	-	-	Private universities
822	512	46	30	630	111	867	341	75	24	47	42	750	334	Academies of applied studies
20	5	-	-	-	-	-	-	-	-	5	4	223	116	Private higher schools (colleges)
...	...	...	...	...	...	...	...	...	...	...	...	...	...	<b>Region Kosovo i Metohija</b>

### 1.3. Students enrolled at universities, faculties, academies and higher schools (colleges) by types of studies

	Students									
	Total	Undergraduate academic studies	Undergraduate applied studies	Specialised applied studies	Master academic studies	Master applied studies	Specialised academic studies	Integrated academic studies	Doctoral studies	Old programme
<b>REPUBLIC OF SERBIA</b>	<b>248508</b>	<b>147210</b>	<b>36442</b>	<b>559</b>	<b>27677</b>	<b>5411</b>	<b>905</b>	<b>18295</b>	<b>11965</b>	<b>44</b>
SRBIJA – SEVER	195381	118652	26156	344	21553	3540	898	14629	9599	10
<b>Beogradski region</b>	<b>141749</b>	<b>84270</b>	<b>20422</b>	<b>313</b>	<b>15599</b>	<b>2408</b>	<b>711</b>	<b>10522</b>	<b>7502</b>	<b>2</b>
<b>State universities</b>	<b>95791</b>	<b>63067</b>	<b>301</b>	<b>114</b>	<b>13909</b>	<b>76</b>	<b>711</b>	<b>10369</b>	<b>7244</b>	<b>-</b>
University of Criminological and Police Studies	724	446	29	-	207	-	32	-	10	-
University of Defense	947	692	-	-	1	-	14	218	22	-
University of Belgrade	91284	60156	272	114	13148	76	640	10137	6741	-
Faculty of Architecture	1759	849	-	-	412	-	24	331	143	-
Interdisciplinary studies of the University of Belgrade	431	-	-	-	345	-	-	-	86	-
Faculty of Biology	1889	1295	-	-	184	-	52	-	358	-
Faculty of Orthodox Theology	1464	1132	-	-	265	-	-	-	67	-
Faculty of Veterinary Medicine	1566	-	-	-	-	-	77	1352	137	-
Faculty of Geography	1372	1093	-	-	155	-	-	-	124	-
Faculty of Civil Engineering	2740	1872	-	-	740	-	21	-	107	-
Faculty of Economics	6891	5638	-	-	1163	-	-	-	90	-
Faculty of Electrical Engineering	5303	3939	-	-	1067	-	-	-	297	-
Faculty of Mathematics	2288	1837	-	-	318	-	-	-	133	-
Faculty of Mechanical Engineering	4260	2757	-	-	1252	-	-	-	251	-
Faculty of Medicine	5962	50	-	2	102	76	20	4456	1256	-
Faculty of Agriculture	3775	3123	-	-	422	-	18	-	212	-
Faculty of Law	8158	6472	-	-	1407	-	-	-	279	-
Faculty of Mining and Geology	1201	826	-	-	245	-	-	-	130	-
Faculty of Transport and Traffic Engineering	2235	1896	-	-	268	-	-	-	71	-
Faculty of Stomatology	1651	-	60	-	-	-	-	1502	89	-
Faculty of Technology and Metallurgy	2031	1528	-	-	285	-	-	-	218	-
Teacher Training Faculty	2071	1736	-	-	289	-	-	-	46	-
Faculty of Security	2344	2111	-	65	132	-	-	-	36	-
Faculty of Special Education and Rehabilitation	2172	1773	-	-	270	-	-	-	129	-
Faculty of Physical Chemistry	520	322	-	47	61	-	-	-	90	-
Faculty of Organizational Sciences	6688	5187	-	-	1235	-	58	-	208	-
Faculty of Political Sciences	3911	2892	-	-	696	-	-	-	323	-
Faculty of Sports and Physical Education	1481	803	212	-	124	-	-	257	85	-
Faculty of Pharmacy	2799	-	-	-	-	-	370	2204	225	-
Faculty of Physics	550	355	-	-	71	-	-	-	124	-
Faculty of Philosophy	4189	3235	-	-	540	-	-	-	414	-
Faculty of Philology	7216	5717	-	-	796	-	-	-	703	-
Faculty of Chemistry	978	617	-	-	101	-	-	35	225	-
Faculty of Forestry	1389	1101	-	-	203	-	-	-	85	-
University of Arts	2836	1773	-	-	553	-	25	14	471	-
Interdisciplinary studies of the University of Arts	121	-	-	-	49	-	-	-	72	-
Faculty of Dramatic Arts	650	381	-	-	157	-	-	-	112	-
Faculty of Fine Arts	305	204	-	-	46	-	-	-	55	-
Faculty of Music	942	606	-	-	168	-	15	-	153	-
Faculty of Applied Arts	818	582	-	-	133	-	10	14	79	-

**1.3. Students enrolled at universities, faculties, academies and higher schools (colleges)  
by types of studies (continued)**

	Students									
	Total	Undergraduate academic studies	Undergraduate applied studies	Specialised applied studies	Master academic studies	Master applied studies	Specialised academic studies	Integrated academic studies	Doctoral studies	Old programme
<b>Private universities</b>	<b>23313</b>	<b>21203</b>	<b>9</b>	<b>-</b>	<b>1690</b>	<b>-</b>	<b>-</b>	<b>153</b>	<b>258</b>	<b>-</b>
Alfa BK University	983	837	-	-	112	-	-	-	34	-
Academy of Arts	272	272	-	-	-	-	-	-	-	-
Faculty of Information Technologies, Faculty of Mathematics and Computing Sciences, Faculty of Finance, Banking and Auditing, Faculty of Foreign Languages and Faculty of Sports Management	711	565	-	-	112	-	-	-	34	-
University "Educons"	472	414	-	-	58	-	-	-	-	-
Faculty of Project and Innovation Management	472	414	-	-	58	-	-	-	-	-
University "Megatrend"	383	365	9	-	9	-	-	-	-	-
Geoeconomic faculty	34	34	-	-	-	-	-	-	-	-
Integrated studies of the University Megatrend	13	13	-	-	-	-	-	-	-	-
Faculty of Law	94	94	-	-	-	-	-	-	-	-
Faculty of Culture and Media	50	50	-	-	-	-	-	-	-	-
Faculty of Business Studies	120	111	9	-	-	-	-	-	-	-
Faculty of Arts and Design	36	36	-	-	-	-	-	-	-	-
Faculty of Civil Aviation	36	27	-	-	9	-	-	-	-	-
University "Metropolitan"	1838	1706	-	-	84	-	-	-	48	-
Faculty of Applied Ecology "Futura"	48	40	-	-	8	-	-	-	-	-
Faculty of Information Technologies, Faculty of Management and Faculty of Digital Arts	1436	1353	-	-	40	-	-	-	43	-
FEFA faculty	354	313	-	-	36	-	-	-	5	-
University "Business Academy"	2253	2121	-	-	105	-	-	-	27	-
Faculty of Social Sciences	397	368	-	-	29	-	-	-	-	-
Faculty of European Law and Political Studies	27	21	-	-	6	-	-	-	-	-
Faculty of Applied Management, Economics and Finances	1277	1228	-	-	33	-	-	-	16	-
Faculty of Contemporary Arts	552	504	-	-	37	-	-	-	11	-
University "Singidunum"	8416	7710	-	-	512	-	-	153	41	-
Faculty of Business, Faculty of Informatics and Computing Science, Faculty of Tourism and Hospitality Management, Faculty of Physical Culture and Sports Management and Faculty of Technical Sciences	5857	5398	-	-	306	-	-	153	-	-
Faculty of Media and Communications	2559	2312	-	-	206	-	-	-	41	-
University "Union - Nikola Tesla"	4013	3593	-	-	376	-	-	-	44	-
Faculty of Civil Engineering Management, Faculty of Entrepreneurial Business and Real Estate Management, Faculty of Ecology and Environmental Protection, Faculty of International Politics and Security, Faculty of Economics and Finances and Faculty of Informatics and Computing Science	1064	817	-	-	225	-	-	-	22	-
Faculty of Diplomacy and Security	264	264	-	-	-	-	-	-	-	-
Faculty of Engineering Management	517	495	-	-	21	-	-	-	1	-
Faculty of Information Technologies and Engineering	221	200	-	-	11	-	-	-	10	-
Faculty of Business Studies and Law	1530	1424	-	-	95	-	-	-	11	-
Faculty of Sports	417	393	-	-	24	-	-	-	-	-
University "Union"	1779	1631	-	-	99	-	-	-	49	-
Belgrade Banking Academy - Faculty of Banking, Insurance and Finances	294	241	-	-	33	-	-	-	20	-

### 1.3. Students enrolled at universities, faculties, academies and higher schools (colleges) by types of studies (continued)

	Students									
	Total	Undergraduate academic studies	Undergraduate applied studies	Specialised applied studies	Master academic studies	Master applied studies	Specialised academic studies	Integrated academic studies	Doctoral studies	Old programme
Faculty of Law	492	439	-	-	27	-	-	-	26	-
Faculty of Computer Science	993	951	-	-	39	-	-	-	3	-
University "MB"	907	779	-	-	113	-	-	-	15	-
Faculty of Business and Law - Mladenovac	907	779	-	-	113	-	-	-	15	-
Faculties not being part of university	2269	2047	-	-	222	-	-	-	-	-
Technical College of Academic Studies	66	65	-	-	1	-	-	-	-	-
College of Academic Studies "Dositej"	157	157	-	-	-	-	-	-	-	-
College of Communications	53	31	-	-	22	-	-	-	-	-
Faculty of Business Economics and Entrepreneurship - PEP	1345	1249	-	-	96	-	-	-	-	-
Modern Business School	404	357	-	-	47	-	-	-	-	-
College of Social Work	185	138	-	-	47	-	-	-	-	-
College – Academy of the Serbian Orthodox Church for Arts and Conservation	59	50	-	-	9	-	-	-	-	-
<b>Academies of applied studies</b>	<b>16629</b>	-	<b>14516</b>	<b>135</b>	-	<b>1976</b>	-	-	-	<b>2</b>
Belgrade Academy of Business and Art of Applied Studies	2729	-	2456	109	-	164	-	-	-	-
Academy of Applied Studies Belgrade	4697	-	4418	9	-	268	-	-	-	2
Academy of Technical Applied Studies Belgrade	3204	-	2612	17	-	575	-	-	-	-
Academy of Technical and Art Applied Studies Belgrade	5929	-	4960	-	-	969	-	-	-	-
College of Applied Studies - Aviation Academy	70	-	70	-	-	-	-	-	-	-
<b>Private higher schools (colleges)</b>	<b>6016</b>	-	<b>5596</b>	<b>64</b>	-	<b>356</b>	-	-	-	-
Football Academy - College of Applied Studies	61	-	61	-	-	-	-	-	-	-
Medical College of Applied Studies "Medika"	384	-	354	-	-	30	-	-	-	-
Medical and Sanitary College of Applied Studies "Visan"	713	-	662	51	-	-	-	-	-	-
Medical College of Applied Studies "Sveti Vasilije Ostroški"	90	-	90	-	-	-	-	-	-	-
Medical College of Applied Studies "Milutin Milanković"	343	-	292	-	-	51	-	-	-	-
Business College of Applied Studies "Čačak" - Zemun	445	-	344	-	-	101	-	-	-	-
Sport and Health College of Applied Studies	539	-	539	-	-	-	-	-	-	-
College of Applied Studies in Entrepreneurship	108	-	95	13	-	-	-	-	-	-
College of Applied Studies ICEPS - International Centre of Professional Studies	1542	-	1475	-	-	67	-	-	-	-
College of Applied Studies in Economics and Administration	70	-	70	-	-	-	-	-	-	-
College of Applied Studies in Information Technologies	1721	-	1614	-	-	107	-	-	-	-
<b>Region Vojvodine</b>	<b>53632</b>	<b>34382</b>	<b>5734</b>	<b>31</b>	<b>5954</b>	<b>1132</b>	<b>187</b>	<b>4107</b>	<b>2097</b>	<b>8</b>
<b>State universities</b>	<b>40867</b>	<b>29088</b>	<b>642</b>	<b>21</b>	<b>5383</b>	<b>267</b>	<b>136</b>	<b>3330</b>	<b>1993</b>	<b>7</b>
University of Novi Sad	40867	29088	642	21	5383	267	136	3330	1993	7
Academy of Arts	792	477	-	-	309	-	1	-	5	-

**1.3. Students enrolled at universities, faculties, academies and higher schools (colleges)  
by types of studies (continued)**

	Students									
	Total	Undergraduate academic studies	Undergraduate applied studies	Specialised applied studies	Master academic studies	Master applied studies	Specialised academic studies	Integrated academic studies	Doctoral studies	Old programme
Faculty of Civil Engineering - Subotica	497	377	-	-	106	-	-	-	14	-
Faculty of Economics - Subotica	3580	3078	-	-	441	-	-	-	61	-
Faculty of Medicine	4031	706	135	-	8	-	79	2714	389	-
Faculty of Teacher Training - Sombor	427	294	-	-	93	-	-	-	40	-
Faculty of Agriculture	1920	1129	-	-	274	-	4	339	174	-
Faculty of Law	1931	1755	-	-	125	-	-	-	44	7
Faculty of Natural Sciences and Mathematics	4396	3282	55	-	550	-	-	277	232	-
Technical Faculty "Mihajlo Pupin" - Zrenjanin	897	789	-	-	87	-	-	-	21	-
Faculty of Technology	1340	999	-	-	189	-	23	-	129	-
University of Novi Sad - rectorate	68	-	-	-	60	-	-	-	8	-
Teacher Training Faculty in the Hungarian Language – Subotica	227	181	-	-	46	-	-	-	-	-
Faculty of Sports and Physical Education	1253	1088	8	-	136	-	-	-	21	-
Faculty of Technical Sciences	16783	12621	444	21	2652	267	29	-	749	-
Faculty of Philosophy	2725	2312	-	-	307	-	-	-	106	-
<b>Private universities</b>	<b>6944</b>	<b>5294</b>	<b>147</b>	<b>-</b>	<b>571</b>	<b>-</b>	<b>51</b>	<b>777</b>	<b>104</b>	<b>-</b>
University "Educons"	1403	1273	-	-	94	-	-	-	36	-
University Educons - integrated faculties	1112	1014	-	-	70	-	-	-	28	-
Faculty of Sports and Psychology	291	259	-	-	24	-	-	-	8	-
University "Business Academy"	3333	2139	147	-	156	-	51	777	63	-
Law Faculty for Business and Judiciary	1312	1179	-	-	91	-	-	-	42	-
Faculty of Stomatology - Pančevo	360	-	-	-	-	-	5	351	4	-
Faculty of Economics and Engineering Management	1031	960	-	-	65	-	-	-	6	-
Faculty of Pharmacy - Novi Sad	630	-	147	-	-	-	46	426	11	-
University "Union - Nikola Tesla"	559	480	-	-	74	-	-	-	5	-
Faculty of Management - Sremski Karlovci	559	480	-	-	74	-	-	-	5	-
University "Union"	1649	1402	-	-	247	-	-	-	-	-
Faculty of Law and Business Studies "Dr Lazar Vrkatić" - Novi Sad	1649	1402	-	-	247	-	-	-	-	-
<b>State higher schools (colleges)</b>	<b>5704</b>	<b>-</b>	<b>4828</b>	<b>10</b>	<b>-</b>	<b>865</b>	<b>-</b>	<b>-</b>	<b>-</b>	<b>1</b>
Business College of Applied Studies - Novi Sad	1117	-	991	9	-	117	-	-	-	-
Technical College of Applied Studies - Zrenjanin	438	-	354	-	-	83	-	-	-	1
Technical College of Applied Studies - Novi Sad	1359	-	1220	1	-	138	-	-	-	-
Technical College of Applied Studies - Subotica	675	-	647	-	-	28	-	-	-	-
Preschool Teacher Training and Medical College of Applied Studies - Vršac	266	-	163	-	-	103	-	-	-	-
Preschool Teacher Training College of Applied Studies - Kikinda	248	-	149	-	-	99	-	-	-	-
Preschool Teacher Training College of Applied Studies - Novi Sad	657	-	511	-	-	146	-	-	-	-
Preschool Teacher Training and Business Informatics College of Applied Studies "Sirmium" - Sremska Mitrovica	578	-	473	-	-	105	-	-	-	-
Preschool Teacher and Sports Trainers Training College of Applied Studies - Subotica	366	-	320	-	-	46	-	-	-	-
<b>Private higher schools (colleges)</b>	<b>117</b>	<b>-</b>	<b>117</b>	<b>-</b>	<b>-</b>	<b>-</b>	<b>-</b>	<b>-</b>	<b>-</b>	<b>-</b>
College of Applied Studies in Management and Business Communication - Sremski Karlovci	117	-	117	-	-	-	-	-	-	-

### 1.3. Students enrolled at universities, faculties, academies and higher schools (colleges) by types of studies (continued)

	Students									
	Total	Undergraduate academic studies	Undergraduate applied studies	Specialised applied studies	Master academic studies	Master applied studies	Specialised academic studies	Integrated academic studies	Doctoral studies	Old programme
SRBIJA - JUG	53127	28558	10286	215	6124	1871	7	3666	2366	34
<b>Region Šumadije i Zapadne Srbije</b>	<b>25230</b>	<b>12680</b>	<b>6293</b>	<b>30</b>	<b>3021</b>	<b>1150</b>	-	<b>997</b>	<b>1032</b>	<b>27</b>
<b>State universities</b>	<b>17767</b>	<b>11555</b>	<b>1168</b>	-	<b>2844</b>	<b>144</b>	-	<b>997</b>	<b>1032</b>	<b>27</b>
University of Kragujevac	15561	9838	1060	-	2674	144	-	789	1029	27
Faculty of Agronomy - Čačak	422	307	-	-	92	-	-	-	16	7
Faculty of Economics	1953	1609	-	-	285	-	-	-	59	-
Faculty of Engineering Sciences	1664	1175	-	-	384	-	-	-	105	-
Faculty of Mechanical Engineering and Civil Engineering of Kraljevo	511	434	-	-	55	-	-	-	22	-
Faculty of Medicine	2043	-	307	-	554	-	-	762	420	-
Faculty of Law	1211	1057	-	-	96	-	-	-	46	12
Faculty of Natural Sciences and Mathematics	1403	1132	-	-	175	-	-	-	96	-
Faculty of Technical Sciences of Čačak	2130	1046	700	-	174	144	-	27	39	-
Joint study program Psychology of the University of Kragujevac	146	134	-	-	12	-	-	-	-	-
Faculty of Teacher Training - Užice	741	455	45	-	218	-	-	-	21	2
Faculty of Hotel Management and Tourism - Vrnjačka Banja	827	720	-	-	74	-	-	-	33	-
Faculty of Pedagogical Sciences - Jagodina	1110	658	8	-	303	-	-	-	141	-
Faculty of Philology and Arts	1400	1111	-	-	252	-	-	-	31	6
University of Niš	155	144	-	-	11	-	-	-	-	-
Faculty of Agriculture	155	144	-	-	11	-	-	-	-	-
University of Novi Pazar	2051	1573	108	-	159	-	-	208	3	-
State University of Novi Pazar	2051	1573	108	-	159	-	-	208	3	-
<b>Private universities</b>	<b>1364</b>	<b>1125</b>	<b>62</b>	-	<b>177</b>	-	-	-	-	-
International University of Novi Pazar	706	594	-	-	112	-	-	-	-	-
International University	706	594	-	-	112	-	-	-	-	-
University "Singidunum"	411	312	62	-	37	-	-	-	-	-
Faculty of Health and Business Studies - Valjevo	411	312	62	-	37	-	-	-	-	-
Faculties not being part of university	247	219	-	-	28	-	-	-	-	-
College "Academy of Business Economics" - Čačak	178	161	-	-	17	-	-	-	-	-
College of Management and Economics	69	58	-	-	11	-	-	-	-	-
<b>Academies of applied studies</b>	<b>5780</b>	-	<b>4744</b>	<b>30</b>	-	<b>1006</b>	-	-	-	-
Academy of Applied Preschool Teaching and Health Studies - Kruševac	1425	-	1159	-	-	266	-	-	-	-
Academy of Applied Studies Western Serbia - Užice	1234	-	980	-	-	254	-	-	-	-
Academy of Applied Studies Šabac	1554	-	1249	-	-	305	-	-	-	-
Academy of Applied Studies Šumadija - Kragujevac	1567	-	1356	30	-	181	-	-	-	-
<b>Private higher schools (colleges)</b>	<b>319</b>	-	<b>319</b>	-	-	-	-	-	-	-
Business College of Applied Studies "Prof. dr Radomir Bojković" - Kruševac	319	-	319	-	-	-	-	-	-	-
<b>Region Južne i Istočne Srbije</b>	<b>27897</b>	<b>15878</b>	<b>3993</b>	<b>185</b>	<b>3103</b>	<b>721</b>	<b>7</b>	<b>2669</b>	<b>1334</b>	<b>7</b>
<b>State universities</b>	<b>22755</b>	<b>15086</b>	<b>534</b>	<b>43</b>	<b>3075</b>	-	<b>7</b>	<b>2669</b>	<b>1334</b>	<b>7</b>
University of Belgrade	585	438	-	-	82	-	-	-	65	-
Faculty of Technical Sciences - Bor	585	438	-	-	82	-	-	-	65	-
University of Niš	22170	14648	534	43	2993	-	7	2669	1269	7
Faculty of Civil Engineering and Architecture	1341	847	-	-	132	-	-	329	33	-

**1.3. Students enrolled at universities, faculties, academies and higher schools (colleges)  
by types of studies (continued)**

	Students									
	Total	Undergraduate academic studies	Undergraduate applied studies	Specialised applied studies	Master academic studies	Master applied studies	Specialised academic studies	Integrated academic studies	Doctoral studies	Old programme
Faculty of Economics	2414	2161	-	-	191	-	-	-	62	-
Faculty of Electrical Engineering	3146	2602	-	-	420	-	-	-	124	-
Faculty of Mechanical Engineering	1462	1091	-	-	313	-	-	-	58	-
Faculty of Medicine	3312	-	500	9	-	-	7	2306	485	5
Faculty of Law	2327	2018	4	28	195	-	-	-	80	2
Faculty of Natural Sciences and Mathematics	1297	805	-	-	340	-	-	-	152	-
Faculty of Technology - Leskovac	416	298	-	-	63	-	-	-	55	-
Faculty of Pedagogy - Vranje	249	140	-	-	68	-	-	34	7	-
Faculty of Occupational Safety	825	657	-	-	130	-	-	-	38	-
Faculty of Sports and Physical Education	1004	733	30	6	181	-	-	-	54	-
Faculty of Arts	283	245	-	-	38	-	-	-	-	-
Faculty of Philosophy	4094	3051	-	-	922	-	-	-	121	-
<b>Private universities</b>	<b>820</b>	<b>792</b>	-	-	<b>28</b>	-	-	-	-	-
University "Megatrend"	66	65	-	-	1	-	-	-	-	-
Faculty of Management - Zaječar	66	65	-	-	1	-	-	-	-	-
University "Union - Nikola Tesla"	754	727	-	-	27	-	-	-	-	-
Faculty of Law, Security and Management "Constantine the Great" - Niš	450	439	-	-	11	-	-	-	-	-
Faculty of Applied Sciences - Niš	304	288	-	-	16	-	-	-	-	-
<b>Academies of applied studies</b>	<b>4074</b>	-	<b>3251</b>	<b>142</b>	-	<b>681</b>	-	-	-	-
Academy of Applied Studies Southern Serbia - Leskovac	1423	-	1193	54	-	176	-	-	-	-
Academy of Technical and Educational Applied Studies - Niš	1531	-	1164	29	-	338	-	-	-	-
Toplica Academy of Applied Studies - Prokuplje	1120	-	894	59	-	167	-	-	-	-
<b>Private higher schools (colleges)</b>	<b>248</b>	-	<b>208</b>	-	-	<b>40</b>	-	-	-	-
Business College of Applied Studies "Business"	18	-	18	-	-	-	-	-	-	-
College of Applied Studies in Criminalistics and Security - Niš	230	-	190	-	-	40	-	-	-	-
<b>Region Kosovo i Metohija</b>	...	...	...	...	...	...	...	...	...	...

#### 1.4. Students by fields of education and universities

Fields of education Universities	Total		Fields of education									
	All	Women	Educa- tion	Arts and humani- ties	Social sciences, journalism and informa- tion	Busin- ness, admini- stration and law	Natural sciences, mathe- matics and statistics	Informa- tion and commu- nication techno- logies	Enginee- ring, manufac- turing and construc- tion	Agricul- ture, forestry, fisheries and veteri- nary	Health and welfare	Services
<b>REPUBLIC OF SERBIA</b>	<b>248508</b>	<b>145666</b>	<b>13490</b>	<b>26665</b>	<b>28723</b>	<b>38939</b>	<b>14056</b>	<b>25207</b>	<b>48352</b>	<b>6636</b>	<b>30100</b>	<b>16340</b>
SRBIJA – SEVER	195381	113681	9262	22424	24672	27384	11850	19892	37356	6063	23280	13198
<b>Beogradski region</b>	<b>141749</b>	<b>83113</b>	<b>6086</b>	<b>18922</b>	<b>18704</b>	<b>20675</b>	<b>6847</b>	<b>12565</b>	<b>25599</b>	<b>4108</b>	<b>17914</b>	<b>10329</b>
<b>State universities</b>	<b>95791</b>	<b>59426</b>	<b>5860</b>	<b>13320</b>	<b>12457</b>	<b>11525</b>	<b>6639</b>	<b>4637</b>	<b>20951</b>	<b>4037</b>	<b>11836</b>	<b>4529</b>
University of Criminalistic and Police Studies	724	352	-	-	-	-	-	63	50	-	-	611
University of Defense	947	390	-	-	-	-	-	-	-	-	247	700
University of Belgrade	91284	56788	5544	10950	12428	11404	6639	4574	20901	4037	11589	3218
Faculty of Architecture	1759	1269	-	-	-	-	-	-	1759	-	-	-
Interdisciplinary studies of the University of Belgrade	431	218	19	101	52	5	26	73	-	-	19	136
Faculty of Biology	1889	1482	24	-	-	-	1865	-	-	-	-	-
Faculty of Orthodox Theology	1464	147	-	1464	-	-	-	-	-	-	-	-
Faculty of Veterinary Medicine	1566	898	-	-	-	-	-	-	-	1566	-	-
Faculty of Geography	1372	912	-	-	97	-	641	-	214	-	-	420
Faculty of Civil Engineering	2740	1280	-	-	-	-	342	-	2398	-	-	-
Faculty of Economics	6891	4714	-	-	6891	-	-	-	-	-	-	-
Faculty of Electrical Engineering	5303	1785	-	-	-	-	-	-	5303	-	-	-
Faculty of Mathematics	2288	1140	-	-	-	-	1280	1008	-	-	-	-
Faculty of Mechanical Engineering	4260	1063	-	-	-	-	-	26	4234	-	-	-
Faculty of Medicine	5962	3938	-	-	-	20	-	-	-	-	5942	-
Faculty of Agriculture	3775	2225	-	-	648	-	-	-	1265	1862	-	-
Faculty of Law	8158	5247	-	-	-	8158	-	-	-	-	-	-
Faculty of Mining and Geology	1201	488	-	-	-	-	500	-	701	-	-	-
Faculty of Transport and Traffic Engineering	2235	1159	-	-	-	-	-	-	2235	-	-	-
Faculty of Stomatology	1651	1220	-	-	-	-	-	-	-	-	1651	-
Faculty of Technology and Metallurgy	2031	1563	-	-	-	-	19	-	2012	-	-	-
Teacher Training Faculty	2071	1998	2071	-	-	-	-	-	-	-	-	-
Faculty of Security	2344	1626	-	-	26	-	-	-	-	-	-	2318
Faculty of Special Education and Rehabilitation	2172	2035	1635	-	-	-	-	-	-	-	537	-
Faculty of Physical Chemistry	520	390	-	-	-	-	473	-	-	-	-	47
Faculty of Organizational Sciences	6688	3801	-	-	-	3221	-	3467	-	-	-	-
Faculty of Political Sciences	3911	2634	-	-	3270	-	-	-	-	-	641	-
Faculty of Sports and Physical Education	1481	468	1184	-	-	-	-	-	-	-	-	297
Faculty of Pharmacy	2799	2416	-	-	-	-	-	-	-	-	2799	-
Faculty of Physics	550	273	-	-	-	-	550	-	-	-	-	-
Faculty of Philosophy	4189	2856	576	2178	1435	-	-	-	-	-	-	-
Faculty of Philology	7216	6106	-	7207	9	-	-	-	-	-	-	-
Faculty of Chemistry	978	753	35	-	-	-	943	-	-	-	-	-
Faculty of Forestry	1389	684	-	-	-	-	-	-	780	609	-	-



#### 1.4. Students by fields of education and universities (continued)

Fields of education Universities	Total		Fields of education									
	All	Women	Educa- tion	Arts and huma- nities	Social sciences, journalism and informa- tion	Busin- ness, admini- stration and law	Natural sciences, mathe- matics and statistics	Informa- tion and commu- nication techno- logies	Enginee- ring, manufac- turing and construc- tion	Agricul- ture, forestry, fisheries and veteri- nary	Health and welfare	Services
University of Arts	2836	1896	316	2370	29	121	-	-	-	-	-	-
Interdisciplinary studies of the University of Arts	121	81	-	92	29	-	-	-	-	-	-	-
Faculty of Dramatic Arts	650	362	-	529	-	121	-	-	-	-	-	-
Faculty of Fine Arts	305	233	-	305	-	-	-	-	-	-	-	-
Faculty of Music	942	584	316	626	-	-	-	-	-	-	-	-
Faculty of Applied Arts	818	636	-	818	-	-	-	-	-	-	-	-
<b>Private universities</b>	<b>23313</b>	<b>12335</b>	<b>226</b>	<b>3211</b>	<b>5691</b>	<b>6607</b>	<b>208</b>	<b>3500</b>	<b>1219</b>	-	<b>295</b>	<b>2356</b>
Alfa BK University	983	491	-	405	38	377	31	132	-	-	-	-
Academy of Arts	272	138	-	272	-	-	-	-	-	-	-	-
Faculty of Information Technologies, Faculty of Mathematics and Computing Sciences, Faculty of Finance, Banking and Auditing, Faculty of Foreign Languages and Faculty of Sports Management	711	353	-	133	38	377	31	132	-	-	-	-
University "Educons"	472	287	-	-	-	373	-	99	-	-	-	-
Faculty of Project and Innovation Management	472	287	-	-	-	373	-	99	-	-	-	-
University "Megatrend"	383	231	-	36	195	100	-	9	27	-	-	16
Geoeconomic faculty	34	18	-	-	34	-	-	-	-	-	-	-
Integrated studies of the University Megatrend	13	3	-	-	4	-	-	9	-	-	-	-
Faculty of Law	94	54	-	-	-	78	-	-	-	-	-	16
Faculty of Culture and Media	50	39	-	-	37	13	-	-	-	-	-	-
Faculty of Business Studies	120	74	-	-	120	-	-	-	-	-	-	-
Faculty of Arts and Design	36	29	-	36	-	-	-	-	-	-	-	-
Faculty of Civil Aviation	36	14	-	-	-	9	-	-	27	-	-	-
University "Metropolitan"	1838	949	-	909	342	311	48	228	-	-	-	-
Faculty of Applied Ecology "Futura"	48	35	-	-	-	-	48	-	-	-	-	-
Faculty of Information Technologies, Faculty of Management and Faculty of Digital Arts	1436	725	-	878	19	311	-	228	-	-	-	-
FEFA faculty	354	189	-	31	323	-	-	-	-	-	-	-
University "Business Academy"	2253	1319	-	640	751	625	-	237	-	-	-	-
Faculty of Social Sciences	397	252	-	133	254	-	-	10	-	-	-	-
Faculty of European Law and Political Studies	27	14	-	-	15	12	-	-	-	-	-	-
Faculty of Applied Management, Economics and Finances	1277	664	-	-	482	568	-	227	-	-	-	-

#### 1.4. Students by fields of education and universities (continued)

Fields of education Universities	Total		Fields of education									
	All	Women	Educa- tion	Arts and humani- ties	Social sciences, journalism and informa- tion	Busin- ness, admini- stration and law	Natural sciences, mathe- matics and statistics	Informa- tion and commu- nication techno- logies	Enginee- ring, manufac- turing and construc- tion	Agricul- ture, forestry, fisheries and veteri- nary	Health and welfare	Services
Faculty of Contemporary Arts	552	389	-	507	-	45	-	-	-	-	-	-
University "Singidunum"	8416	4876	226	871	3079	713	129	1338	850	-	160	1050
Faculty of Business, Faculty of Informatics and Computing Science, Faculty of Tourism and Hospitality Management, Faculty of Physical Culture and Sports Management and Faculty of Technical Sciences	5857	2835	226	264	1212	635	129	1338	850	-	153	1050
Faculty of Media and Communications	2559	2041	-	607	1867	78	-	-	-	-	7	-
University "Union - Nikola Tesla"	4013	1878	-	205	615	1265	-	361	277	-	-	1290
Faculty of Civil Engineering Management, Faculty of Entrepreneurial Business and Real Estate Management, Faculty of Ecology and Environmental Protection, Faculty of International Politics and Security, Faculty of Economics and Finances and Faculty of Informatics and Computing Science	1064	553	-	-	326	166	-	56	277	-	-	239
Faculty of Diplomacy and Security	264	131	-	7	-	-	-	-	-	-	-	257
Faculty of Engineering Management	517	211	-	198	-	81	-	149	-	-	-	89
Faculty of Information Technologies and Engineering	221	67	-	-	-	61	-	156	-	-	-	4
Faculty of Business Studies and Law	1530	835	-	-	219	780	-	-	-	-	-	531
Faculty of Sports	417	81	-	-	70	177	-	-	-	-	-	170
University "Union"	1779	671	-	86	-	786	-	907	-	-	-	-
Belgrade Banking Academy - Faculty of Banking, Insurance and Finances	294	141	-	-	-	294	-	-	-	-	-	-
Faculty of Law	492	279	-	-	-	492	-	-	-	-	-	-
Faculty of Computer Science	993	251	-	86	-	-	-	907	-	-	-	-
University "MB"	907	351	-	-	46	724	-	137	-	-	-	-
Faculty of Business and Law - Mladenovac	907	351	-	-	46	724	-	137	-	-	-	-
Faculties not being part of university	2269	1282	-	59	625	1333	-	52	65	-	135	-
Technical College of Academic Studies	66	3	-	-	-	1	-	-	65	-	-	-
College of Academic Studies "Dositej"	157	51	-	-	105	-	-	52	-	-	-	-
College of Communications	53	39	-	-	53	-	-	-	-	-	-	-
Faculty of Business Economics and Entrepreneurship - PEP	1345	783	-	-	417	928	-	-	-	-	-	-



#### 1.4. Students by fields of education and universities (continued)

Fields of education Universities	Total		Fields of education									
	All	Women	Educa- tion	Arts and humani- ties	Social sciences, journalism and informa- tion	Busin- ness, admini- stration and law	Natural sciences, mathe- matics and statistics	Informa- tion and commu- nication techno- logies	Enginee- ring, manufac- turing and construc- tion	Agricul- ture, forestry, fisheries and veteri- nary	Health and welfare	Services
Modern Business School	404	200	-	-	-	404	-	-	-	-	-	-
College of Social Work	185	164	-	-	50	-	-	-	-	-	135	-
College – Academy of the Serbian Orthodox Church for Arts and Conservation	59	42	-	59	-	-	-	-	-	-	-	-
<b>Academies of applied studies</b>	<b>16629</b>	<b>8068</b>	-	<b>1766</b>	<b>111</b>	<b>2290</b>	-	<b>3332</b>	<b>3429</b>	<b>71</b>	<b>2534</b>	<b>3096</b>
Belgrade Academy of Business and Art of Applied Studies	2729	1731	-	198	57	2087	-	371	-	-	-	16
Academy of Applied Studies Belgrade	4697	3377	-	-	-	-	-	-	-	-	2534	2163
Academy of Technical Applied Studies Belgrade	3204	1509	-	986	-	72	-	191	1027	71	-	857
Academy of Technical and Art Applied Studies Belgrade	5929	1434	-	582	54	131	-	2770	2332	-	-	60
College of Applied Studies - Aviation Academy	70	17	-	-	-	-	-	-	70	-	-	-
<b>Private higher schools (colleges)</b>	<b>6016</b>	<b>3284</b>	-	<b>625</b>	<b>445</b>	<b>253</b>	-	<b>1096</b>	-	-	<b>3249</b>	<b>348</b>
Football Academy - College of Applied Studies	61	8	-	-	-	17	-	-	-	-	-	44
Medical College of Applied Studies "Medika"	384	320	-	-	-	30	-	-	-	-	354	-
Medical and Sanitary College of Applied Studies "Visan"	713	520	-	-	-	-	-	-	-	-	601	112
Medical College of Applied Studies "Sveti Vasilije Ostroški"	90	51	-	-	-	-	-	-	-	-	90	-
Medical College of Applied Studies "Milutin Milanković"	343	247	-	-	-	-	-	-	-	-	343	-
Business College of Applied Studies "Čačak" - Zemun	445	223	-	-	445	-	-	-	-	-	-	-
Sport and Health College of Applied Studies	539	235	-	-	-	30	-	-	-	-	330	179
College of Applied Studies in Entrepreneurship	108	52	-	-	-	95	-	-	-	-	-	13
College of Applied Studies ICEPS - International Centre of Professional Studies	1542	1099	-	-	-	11	-	-	-	-	1531	-
College of Applied Studies in Economics and Administration	70	41	-	-	-	70	-	-	-	-	-	-
College of Applied Studies in Information Technologies	1721	488	-	625	-	-	-	1096	-	-	-	-

#### 1.4. Students by fields of education and universities (continued)

Fields of education Universities	Total		Fields of education									
	All	Women	Educa- tion	Arts and huma- nities	Social sciences, journalism and informa- tion	Busin- ness, admini- stration and law	Natural sciences, mathe- matics and statistics	Informa- tion and commu- nication techno- logies	Enginee- ring, manufac- turing and construc- tion	Agricul- ture, forestry, fisheries and veteri- nary	Health and welfare	Services
<b>Region Vojvodine</b>	<b>53632</b>	<b>30568</b>	<b>3176</b>	<b>3502</b>	<b>5968</b>	<b>6709</b>	<b>5003</b>	<b>7327</b>	<b>11757</b>	<b>1955</b>	<b>5366</b>	<b>2869</b>
<b>State universities</b>	<b>40867</b>	<b>23062</b>	<b>1028</b>	<b>2832</b>	<b>3934</b>	<b>3982</b>	<b>4818</b>	<b>6210</b>	<b>10657</b>	<b>1887</b>	<b>4266</b>	<b>1253</b>
University of Novi Sad	40867	23062	1028	2832	3934	3982	4818	6210	10657	1887	4266	1253
Academy of Arts	792	550	-	792	-	-	-	-	-	-	-	-
Faculty of Civil Engineering - Subotica	497	173	-	-	-	-	-	-	497	-	-	-
Faculty of Economics - Subotica	3580	2454	-	-	1612	1497	-	471	-	-	-	-
Faculty of Medicine	4031	2949	-	-	-	-	-	-	-	-	4031	-
Faculty of Teacher Training - Sombor	427	357	369	-	58	-	-	-	-	-	-	-
Faculty of Agriculture	1920	1132	-	-	-	-	33	-	-	1887	-	-
Faculty of Law	1931	1305	-	-	-	1931	-	-	-	-	-	-
Faculty of Natural Sciences and Mathematics	4396	2888	-	-	-	-	4396	-	-	-	-	-
Technical Faculty "Mihajlo Pupin" - Zrenjanin	897	324	-	-	-	145	-	556	196	-	-	-
Faculty of Technology	1340	1070	-	-	-	-	-	-	1340	-	-	-
University of Novi Sad - rectorate	68	41	-	-	13	2	8	-	16	-	29	-
Teacher Training Faculty in the Hungarian Language – Subotica	227	191	189	-	38	-	-	-	-	-	-	-
Faculty of Sports and Physical Education	1253	378	-	-	-	-	-	-	-	-	-	1253
Faculty of Technical Sciences	16783	7059	164	637	1403	407	381	5183	8608	-	-	-
Faculty of Philosophy	2725	2191	306	1403	810	-	-	-	-	-	206	-
<b>Private universities</b>	<b>6944</b>	<b>4102</b>	<b>200</b>	<b>274</b>	<b>2034</b>	<b>1758</b>	<b>185</b>	<b>209</b>	<b>280</b>	<b>68</b>	<b>949</b>	<b>987</b>
University "Educons"	1403	694	200	66	535	-	59	72	-	68	-	403
University Educons - integrated faculties	1112	547	200	66	388	-	59	72	-	68	-	259
Faculty of Sports and Psychology	291	147	-	-	147	-	-	-	-	-	-	144
University "Business Academy"	3333	1927	-	-	474	1371	126	110	280	-	942	30
Law Faculty for Business and Judiciary	1312	767	-	-	-	1282	-	-	-	-	-	30
Faculty of Stomatology - Pančevo	360	214	-	-	-	-	-	-	-	-	360	-
Faculty of Economics and Engineering Management	1031	432	-	-	474	89	78	110	280	-	-	-
Faculty of Pharmacy - Novi Sad	630	514	-	-	-	-	48	-	-	-	582	-
University "Union - Nikola Tesla"	559	299	-	-	297	235	-	27	-	-	-	-
Faculty of Management - Sremski Karlovci	559	299	-	-	297	235	-	27	-	-	-	-

#### 1.4. Students by fields of education and universities (continued)

Fields of education Universities	Total		Fields of education									
	All	Women	Educa- tion	Arts and humani- ties	Social sciences, journalism and informa- tion	Business, admini- stration and law	Natural sciences, mathe- matics and statistics	Informa- tion and commu- nication techno- logies	Enginee- ring, manufac- turing and construc- tion	Agricul- ture, forestry, fisheries and veteri- nary	Health and welfare	Services
University "Union"	1649	1182	-	208	728	152	-	-	-	-	7	554
Faculty of Law and Business Studies "Dr Lazar Vrkatić" - Novi Sad	1649	1182	-	208	728	152	-	-	-	-	7	554
<b>State higher schools (colleges)</b>	<b>5704</b>	<b>3350</b>	<b>1948</b>	<b>396</b>	-	<b>921</b>	-	<b>908</b>	<b>820</b>	-	<b>151</b>	<b>560</b>
Business College of Applied Studies - Novi Sad	1117	826	-	-	-	720	-	96	-	-	-	301
Technical College of Applied Studies - Zrenjanin	438	131	-	-	-	117	-	-	240	-	-	81
Technical College of Applied Studies - Novi Sad	1359	437	-	396	-	-	-	450	335	-	-	178
Technical College of Applied Studies - Subotica	675	100	-	-	-	84	-	346	245	-	-	-
Preschool Teacher Training and Medical College of Applies Studies - Vršac	266	241	252	-	-	-	-	-	-	-	14	-
Preschool Teacher Training College of Applies Studies - Kikinda	248	216	248	-	-	-	-	-	-	-	-	-
Preschool Teacher Training College of Applies Studies - Novi Sad	657	640	657	-	-	-	-	-	-	-	-	-
Preschool Teacher Training and Business Informatics College of Applied Studies "Sirmium" - Sremska Mitrovica	578	496	578	-	-	-	-	-	-	-	-	-
Preschool Teacher and Sports Trainers Training College of Applies Studies - Subotica	366	263	213	-	-	-	-	16	-	-	137	-
<b>Private higher schools (colleges)</b>	<b>117</b>	<b>54</b>	-	-	-	<b>48</b>	-	-	-	-	-	<b>69</b>
College of Applied Studies in Management and Business Communication - Sremski Karlovc	117	54	-	-	-	48	-	-	-	-	-	69
SRBIJA - JUG	53127	31985	4228	4241	4051	11555	2206	5315	10996	573	6820	3142
<b>Region Šumadije i Zapadne Srbije</b>	<b>25230</b>	<b>15811</b>	<b>3321</b>	<b>2135</b>	<b>1726</b>	<b>4769</b>	<b>1192</b>	<b>3021</b>	<b>4318</b>	<b>498</b>	<b>3146</b>	<b>1104</b>
<b>State universities</b>	<b>17767</b>	<b>11165</b>	<b>2027</b>	<b>1816</b>	<b>1020</b>	<b>3927</b>	<b>1192</b>	<b>1877</b>	<b>3148</b>	<b>382</b>	<b>1831</b>	<b>547</b>
University of Kragujevac	15561	9739	1845	1632	750	3772	980	1588	2721	225	1586	462
Faculty of Agronomy - Čačak	422	252	-	-	-	-	-	-	197	225	-	-
Faculty of Economics	1953	1515	-	-	604	1144	-	131	-	-	-	74
Faculty of Engineering Sciences	1664	540	-	-	-	41	-	275	1348	-	-	-
Faculty of Mechanical Engineering and Civil Engineering of Kraljevo	511	162	-	-	-	-	-	-	450	-	-	61
Faculty of Medicine	2043	1521	-	-	-	457	-	-	-	-	1586	-
Faculty of Law	1211	790	-	-	-	1157	-	-	-	-	-	54
Faculty of Natural Sciences and Mathematics	1403	877	-	-	-	-	980	423	-	-	-	-
Faculty of Technical Sciences of Čačak	2130	641	7	264	-	374	-	759	726	-	-	-

#### 1.4. Students by fields of education and universities (continued)

Fields of education Universities	Total		Fields of education									
	All	Women	Educa- tion	Arts and huma- nities	Social sciences, journalism and informa- tion	Busin- ness, admini- stration and law	Natural sciences, mathe- matics and statistics	Informa- tion and commu- nication techno- logies	Enginee- ring, manufac- turing and construc- tion	Agricul- ture, forestry, fisheries and veteri- nary	Health and welfare	Services
Joint study program Psychology of the University of Kragujevac	146	127	-	-	146	-	-	-	-	-	-	-
Faculty of Teacher Training - Užice	741	662	696	-	-	-	-	-	-	-	-	45
Faculty of Hotel Management and Tourism - Vrnjačka Banja	827	561	-	-	-	599	-	-	-	-	-	228
Faculty of Pedagogical Sciences - Jagodina	1110	1013	1110	-	-	-	-	-	-	-	-	-
Faculty of Philology and Arts	1400	1078	32	1368	-	-	-	-	-	-	-	-
University of Niš	155	75	-	-	-	-	-	-	-	155	-	-
Faculty of Agriculture	155	75	-	-	-	-	-	-	-	155	-	-
University of Novi Pazar	2051	1351	182	184	270	155	212	289	427	2	245	85
State University of Novi Pazar	2051	1351	182	184	270	155	212	289	427	2	245	85
<b>Private universities</b>	<b>1364</b>	<b>878</b>	<b>126</b>	<b>206</b>	<b>323</b>	<b>311</b>	-	<b>167</b>	-	-	<b>188</b>	<b>43</b>
International University of Novi Pazar	706	472	126	206	142	129	-	103	-	-	-	-
International University	706	472	126	206	142	129	-	103	-	-	-	-
University "Singidunum"	411	276	-	-	104	16	-	64	-	-	188	39
Faculty of Health and Business Studies - Valjevo	411	276	-	-	104	16	-	64	-	-	188	39
Faculties not being part of university	247	130	-	-	77	166	-	-	-	-	-	4
College "Academy of Business Economics" - Čačak	178	93	-	-	12	166	-	-	-	-	-	-
College of Management and Economics	69	37	-	-	65	-	-	-	-	-	-	4
<b>Academies of applied studies</b>	<b>5780</b>	<b>3605</b>	<b>1168</b>	<b>113</b>	<b>282</b>	<b>441</b>	-	<b>918</b>	<b>1170</b>	<b>116</b>	<b>1127</b>	<b>445</b>
Academy of Applied Preschool Teaching and Health Studies - Kruševac	1425	1131	659	-	-	-	-	-	-	-	766	-
Academy of Applied Studies Western Serbia - Užice	1234	740	-	64	144	265	-	293	198	-	144	126
Academy of Applied Studies Šabac	1554	1096	509	-	94	176	-	179	67	116	217	196
Academy of Applied Studies Šumadija - Kragujevac	1567	638	-	49	44	-	-	446	905	-	-	123
<b>Private higher schools (colleges)</b>	<b>319</b>	<b>163</b>	-	-	<b>101</b>	<b>90</b>	-	<b>59</b>	-	-	-	<b>69</b>
Business College of Applied Studies "Prof. dr Radomir Bojković" - Kruševac	319	163	-	-	101	90	-	59	-	-	-	69

#### 1.4. Students by fields of education and universities (continued)

Fields of education Universities	Total		Fields of education									
	All	Women	Educa- tion	Arts and huma- nities	Social sciences, journalism and informa- tion	Busin- ness, admini- stration and law	Natural sciences, mathe- matics and statistics	Informa- tion and commu- nication techno- logies	Enginee- ring, manufac- turing and construc- tion	Agricul- ture, forestry, fisheries and veteri- nary	Health and welfare	Services
<b>Region Južne i Istočne Srbije</b>	<b>27897</b>	<b>16174</b>	<b>907</b>	<b>2106</b>	<b>2325</b>	<b>6786</b>	<b>1014</b>	<b>2294</b>	<b>6678</b>	<b>75</b>	<b>3674</b>	<b>2038</b>
<b>State universities</b>	<b>22755</b>	<b>13745</b>	<b>728</b>	<b>1905</b>	<b>1764</b>	<b>5476</b>	<b>968</b>	<b>1664</b>	<b>5563</b>	<b>-</b>	<b>3622</b>	<b>1065</b>
University of Belgrade	585	312	-	-	-	198	-	-	387	-	-	-
Faculty of Technical Sciences - Bor	585	312	-	-	-	198	-	-	387	-	-	-
University of Niš	22170	13433	728	1905	1764	5278	968	1664	5176	-	3622	1065
Faculty of Civil Engineering and Architecture	1341	841	-	-	-	51	-	-	1290	-	-	-
Faculty of Economics	2414	1796	-	-	113	2301	-	-	-	-	-	-
Faculty of Electrical Engineering	3146	943	-	-	-	-	-	1332	1814	-	-	-
Faculty of Mechanical Engineering	1462	543	-	-	-	599	-	32	831	-	-	-
Faculty of Medicine	3312	2358	-	-	-	-	-	-	-	-	3280	32
Faculty of Law	2327	1588	-	-	-	2327	-	-	-	-	-	-
Faculty of Natural Sciences and Mathematics	1297	787	-	-	-	-	968	300	-	-	-	29
Faculty of Technology - Leskovac	416	303	-	-	-	-	-	-	416	-	-	-
Faculty of Pedagogy - Vranje	249	191	249	-	-	-	-	-	-	-	-	-
Faculty of Occupational Safety	825	431	-	-	-	-	-	-	825	-	-	-
Faculty of Sports and Physical Education	1004	272	-	-	-	-	-	-	-	-	-	1004
Faculty of Arts	283	176	59	224	-	-	-	-	-	-	-	-
Faculty of Philosophy	4094	3204	420	1681	1651	-	-	-	-	-	342	-
<b>Private universities</b>	<b>820</b>	<b>313</b>	<b>-</b>	<b>-</b>	<b>104</b>	<b>468</b>	<b>-</b>	<b>-</b>	<b>248</b>	<b>-</b>	<b>-</b>	<b>-</b>
University "Megatrend"	66	37	-	-	48	18	-	-	-	-	-	-
Faculty of Management - Zaječar	66	37	-	-	48	18	-	-	-	-	-	-
University "Union - Nikola Tesla"	754	276	-	-	56	450	-	-	248	-	-	-
Faculty of Law, Security and Management "Constantine the Great" - Niš	450	187	-	-	-	450	-	-	-	-	-	-
Faculty of Applied Sciences - Niš	304	89	-	-	56	-	-	-	248	-	-	-
<b>Academies of applied studies</b>	<b>4074</b>	<b>1991</b>	<b>179</b>	<b>201</b>	<b>457</b>	<b>822</b>	<b>46</b>	<b>630</b>	<b>867</b>	<b>75</b>	<b>47</b>	<b>750</b>
Academy of Applied Studies Southern Serbia - Leskovac	1423	814	-	201	176	228	46	75	92	-	-	605
Academy of Technical and Educational Applied Studies - Niš	1531	659	179	-	73	42	-	402	679	-	47	109
Toplica Academy of Applied Studies - Prokuplje	1120	518	-	-	208	552	-	153	96	75	-	36
<b>Private higher schools (colleges)</b>	<b>248</b>	<b>125</b>	<b>-</b>	<b>-</b>	<b>-</b>	<b>20</b>	<b>-</b>	<b>-</b>	<b>-</b>	<b>-</b>	<b>5</b>	<b>223</b>
Business College of Applied Studies "Business"	18	3	-	-	-	18	-	-	-	-	-	-
College of Applied Studies in Criminalistics and Security - Niš	230	122	-	-	-	2	-	-	-	-	5	223
<b>Region Kosovo i Metohija</b>	<b>...</b>	<b>...</b>	<b>...</b>	<b>...</b>	<b>...</b>	<b>...</b>	<b>...</b>	<b>...</b>	<b>...</b>	<b>...</b>	<b>...</b>	<b>...</b>

## 1.5. Enrolled students by financing modality and sex

	Students								
	Total			Budget-financed			Self-financed		
	All	Men	Women	All	Men	Women	All	Men	Women
<b>REPUBLIC OF SERBIA</b>	<b>248508</b>	<b>102842</b>	<b>145666</b>	<b>98284</b>	<b>37781</b>	<b>60503</b>	<b>150224</b>	<b>65061</b>	<b>85163</b>
SRBIJA – SEVER	195381	81700	113681	72104	27612	44492	123277	54088	69189
<b>Beogradski region</b>	<b>141749</b>	<b>58636</b>	<b>83113</b>	<b>47129</b>	<b>17598</b>	<b>29531</b>	<b>94620</b>	<b>41038</b>	<b>53582</b>
<b>State universities</b>	<b>95791</b>	<b>36365</b>	<b>59426</b>	<b>40923</b>	<b>14625</b>	<b>26298</b>	<b>54868</b>	<b>21740</b>	<b>33128</b>
University of Criminological and Police Studies	724	372	352	307	158	149	417	214	203
University of Defense	947	557	390	859	510	349	88	47	41
University of Belgrade	91284	34496	56788	37851	13379	24472	53433	21117	32316
Faculty of Architecture	1759	490	1269	1222	303	919	537	187	350
Interdisciplinary studies of the University of Belgrade	431	213	218	60	19	41	371	194	177
Faculty of Biology	1889	407	1482	878	195	683	1011	212	799
Faculty of Orthodox Theology	1464	1317	147	535	496	39	929	821	108
Faculty of Veterinary Medicine	1566	668	898	628	237	391	938	431	507
Faculty of Geography	1372	460	912	520	191	329	852	269	583
Faculty of Civil Engineering	2740	1460	1280	993	527	466	1747	933	814
Faculty of Economics	6891	2177	4714	2483	744	1739	4408	1433	2975
Faculty of Electrical Engineering	5303	3518	1785	2347	1484	863	2956	2034	922
Faculty of Mathematics	2288	1148	1140	771	393	378	1517	755	762
Faculty of Mechanical Engineering	4260	3197	1063	2171	1520	651	2089	1677	412
Faculty of Medicine	5962	2024	3938	2764	877	1887	3198	1147	2051
Faculty of Agriculture	3775	1550	2225	1820	740	1080	1955	810	1145
Faculty of Law	8158	2911	5247	2336	782	1554	5822	2129	3693
Faculty of Mining and Geology	1201	713	488	406	238	168	795	475	320
Faculty of Transport and Traffic Engineering	2235	1076	1159	979	401	578	1256	675	581
Faculty of Stomatology	1651	431	1220	886	247	639	765	184	581
Faculty of Technology and Metallurgy	2031	468	1563	786	174	612	1245	294	951
Teacher Training Faculty	2071	73	1998	1026	28	998	1045	45	1000
Faculty of Security	2344	718	1626	646	137	509	1698	581	1117
Faculty of Special Education and Rehabilitation	2172	137	2035	1052	44	1008	1120	93	1027
Faculty of Physical Chemistry	520	130	390	175	41	134	345	89	256
Faculty of Organizational Sciences	6688	2887	3801	2542	962	1580	4146	1925	2221
Faculty of Political Sciences	3911	1277	2634	996	301	695	2915	976	1939
Faculty of Sports and Physical Education	1481	1013	468	741	469	272	740	544	196
Faculty of Pharmacy	2799	383	2416	1287	168	1119	1512	215	1297
Faculty of Physics	550	277	273	211	115	96	339	162	177
Faculty of Philosophy	4189	1333	2856	2206	645	1561	1983	688	1295
Faculty of Philology	7216	1110	6106	3332	497	2835	3884	613	3271
Faculty of Chemistry	978	225	753	505	132	373	473	93	380
Faculty of Forestry	1389	705	684	547	272	275	842	433	409
University of Arts	2836	940	1896	1906	578	1328	930	362	568
Interdisciplinary studies of the University of Arts	121	40	81	23	11	12	98	29	69
Faculty of Dramatic Arts	650	288	362	376	151	225	274	137	137
Faculty of Fine Arts	305	72	233	255	59	196	50	13	37
Faculty of Music	942	358	584	701	259	442	241	99	142
Faculty of Applied Arts	818	182	636	551	98	453	267	84	183



### 1.5. Enrolled students by financing modality and sex (continued)

	Students								
	Total			Budget-financed			Self-financed		
	All	Men	Women	All	Men	Women	All	Men	Women
<b>Private universities</b>	<b>23313</b>	<b>10978</b>	<b>12335</b>	-	-	-	<b>23313</b>	<b>10978</b>	<b>12335</b>
Alfa BK University	983	492	491	-	-	-	983	492	491
Academy of Arts	272	134	138	-	-	-	272	134	138
Faculty of Information Technologies, Faculty of Mathematics and Computing Sciences, Faculty of Finance, Banking and Auditing, Faculty of Foreign Languages and Faculty of Sports Management	711	358	353	-	-	-	711	358	353
University "Educons"	472	185	287	-	-	-	472	185	287
Faculty of Project and Innovation Management	472	185	287	-	-	-	472	185	287
University "Megatrend"	383	152	231	-	-	-	383	152	231
Geoeconomic faculty	34	16	18	-	-	-	34	16	18
Integrated studies of the University Megatrend	13	10	3	-	-	-	13	10	3
Faculty of Law	94	40	54	-	-	-	94	40	54
Faculty of Culture and Media	50	11	39	-	-	-	50	11	39
Faculty of Business Studies	120	46	74	-	-	-	120	46	74
Faculty of Arts and Design	36	7	29	-	-	-	36	7	29
Faculty of Civil Aviation	36	22	14	-	-	-	36	22	14
University "Metropolitan"	1838	889	949	-	-	-	1838	889	949
Faculty of Applied Ecology "Futura"	48	13	35	-	-	-	48	13	35
Faculty of Information Technologies, Faculty of Management and Faculty of Digital Arts	1436	711	725	-	-	-	1436	711	725
FEFA faculty	354	165	189	-	-	-	354	165	189
University "Business Academy"	2253	934	1319	-	-	-	2253	934	1319
Faculty of Social Sciences	397	145	252	-	-	-	397	145	252
Faculty of European Law and Political Studies	27	13	14	-	-	-	27	13	14
Faculty of Applied Management, Economics and Finances	1277	613	664	-	-	-	1277	613	664
Faculty of Contemporary Arts	552	163	389	-	-	-	552	163	389
University "Singidunum"	8416	3540	4876	-	-	-	8416	3540	4876
Faculty of Business, Faculty of Informatics and Computing Science, Faculty of Tourism and Hospitality Management, Faculty of Physical Culture and Sports Management and Faculty of Technical Sciences	5857	3022	2835	-	-	-	5857	3022	2835
Faculty of Media and Communications	2559	518	2041	-	-	-	2559	518	2041
University "Union - Nikola Tesla"	4013	2135	1878	-	-	-	4013	2135	1878
Faculty of Civil Engineering Management, Faculty of Entrepreneurial Business and Real Estate Management, Faculty of Ecology and Environmental Protection, Faculty of International Politics and Security, Faculty of Economics and Finances and Faculty of Informatics and Computing Science	1064	511	553	-	-	-	1064	511	553
Faculty of Diplomacy and Security	264	133	131	-	-	-	264	133	131
Faculty of Engineering Management	517	306	211	-	-	-	517	306	211
Faculty of Information Technologies and Engineering	221	154	67	-	-	-	221	154	67
Faculty of Business Studies and Law	1530	695	835	-	-	-	1530	695	835
Faculty of Sports	417	336	81	-	-	-	417	336	81
University "Union"	1779	1108	671	-	-	-	1779	1108	671
Belgrade Banking Academy - Faculty of Banking, Insurance and Finances	294	153	141	-	-	-	294	153	141

### 1.5. Enrolled students by financing modality and sex (continued)

	Students								
	Total			Budget-financed			Self-financed		
	All	Men	Women	All	Men	Women	All	Men	Women
Faculty of Law	492	213	279	-	-	-	492	213	279
Faculty of Computer Science	993	742	251	-	-	-	993	742	251
University "MB"	907	556	351	-	-	-	907	556	351
Faculty of Business and Law - Mladenovac	907	556	351	-	-	-	907	556	351
Faculties not being part of university	2269	987	1282	-	-	-	2269	987	1282
Technical College of Academic Studies	66	63	3	-	-	-	66	63	3
College of Academic Studies "Dositej"	157	106	51	-	-	-	157	106	51
College of Communications	53	14	39	-	-	-	53	14	39
Faculty of Business Economics and Entrepreneurship - PEP	1345	562	783	-	-	-	1345	562	783
Modern Business School	404	204	200	-	-	-	404	204	200
College of Social Work	185	21	164	-	-	-	185	21	164
College – Academy of the Serbian Orthodox Church for Arts and Conservation	59	17	42	-	-	-	59	17	42
<b>Academies of applied studies</b>	<b>16629</b>	<b>8561</b>	<b>8068</b>	<b>6206</b>	<b>2973</b>	<b>3233</b>	<b>10423</b>	<b>5588</b>	<b>4835</b>
Belgrade Academy of Business and Art of Applied Studies	2729	998	1731	768	214	554	1961	784	1177
Academy of Applied Studies Belgrade	4697	1320	3377	1559	353	1206	3138	967	2171
Academy of Technical Applied Studies Belgrade	3204	1695	1509	1667	855	812	1537	840	697
Academy of Technical and Art Applied Studies Belgrade	5929	4495	1434	2162	1512	650	3767	2983	784
College of Applied Studies - Aviation Academy	70	53	17	50	39	11	20	14	6
<b>Private higher schools (colleges)</b>	<b>6016</b>	<b>2732</b>	<b>3284</b>	-	-	-	<b>6016</b>	<b>2732</b>	<b>3284</b>
Football Academy - College of Applied Studies	61	53	8	-	-	-	61	53	8
Medical College of Applied Studies "Medika"	384	64	320	-	-	-	384	64	320
Medical and Sanitary College of Applied Studies "Visan"	713	193	520	-	-	-	713	193	520
Medical College of Applied Studies "Sveti Vasilije Ostroški"	90	39	51	-	-	-	90	39	51
Medical College of Applied Studies "Milutin Milanković"	343	96	247	-	-	-	343	96	247
Business College of Applied Studies "Čačak" - Zemun	445	222	223	-	-	-	445	222	223
Sport and Health College of Applied Studies	539	304	235	-	-	-	539	304	235
College of Applied Studies in Entrepreneurship	108	56	52	-	-	-	108	56	52
College of Applied Studies ICEPS - International Centre of Professional Studies	1542	443	1099	-	-	-	1542	443	1099
College of Applied Studies in Economics and Administration	70	29	41	-	-	-	70	29	41
College of Applied Studies in Information Technologies	1721	1233	488	-	-	-	1721	1233	488
<b>Region Vojvodine</b>	<b>53632</b>	<b>23064</b>	<b>30568</b>	<b>24975</b>	<b>10014</b>	<b>14961</b>	<b>28657</b>	<b>13050</b>	<b>15607</b>
<b>State universities</b>	<b>40867</b>	<b>17805</b>	<b>23062</b>	<b>22495</b>	<b>8939</b>	<b>13556</b>	<b>18372</b>	<b>8866</b>	<b>9506</b>
University of Novi Sad	40867	17805	23062	22495	8939	13556	18372	8866	9506
Academy of Arts	792	242	550	648	187	461	144	55	89
Faculty of Civil Engineering - Subotica	497	324	173	256	160	96	241	164	77

### 1.5. Enrolled students by financing modality and sex (continued)

	Students								
	Total			Budget-financed			Self-financed		
	All	Men	Women	All	Men	Women	All	Men	Women
Faculty of Economics - Subotica	3580	1126	2454	2134	613	1521	1446	513	933
Faculty of Medicine	4031	1082	2949	2135	468	1667	1896	614	1282
Faculty of Teacher Training - Sombor	427	70	357	251	39	212	176	31	145
Faculty of Agriculture	1920	788	1132	1409	563	846	511	225	286
Faculty of Law	1931	626	1305	638	189	449	1293	437	856
Faculty of Natural Sciences and Mathematics	4396	1508	2888	2075	693	1382	2321	815	1506
Technical Faculty "Mihajlo Pupin" - Zrenjanin	897	573	324	739	453	286	158	120	38
Faculty of Technology	1340	270	1070	688	136	552	652	134	518
University of Novi Sad - rectorate	68	27	41	18	12	6	50	15	35
Teacher Training Faculty in the Hungarian Language – Subotica	227	36	191	195	27	168	32	9	23
Faculty of Sports and Physical Education	1253	875	378	897	601	296	356	274	82
Faculty of Technical Sciences	16783	9724	7059	8309	4396	3913	8474	5328	3146
Faculty of Philosophy	2725	534	2191	2103	402	1701	622	132	490
<b>Private universities</b>	<b>6944</b>	<b>2842</b>	<b>4102</b>	-	-	-	<b>6944</b>	<b>2842</b>	<b>4102</b>
University "Educons"	1403	709	694	-	-	-	1403	709	694
University Educons - integrated faculties	1112	565	547	-	-	-	1112	565	547
Faculty of Sports and Psychology	291	144	147	-	-	-	291	144	147
University "Business Academy"	3333	1406	1927	-	-	-	3333	1406	1927
Law Faculty for Business and Judiciary	1312	545	767	-	-	-	1312	545	767
Faculty of Stomatology - Pančevo	360	146	214	-	-	-	360	146	214
Faculty of Economics and Engineering Management	1031	599	432	-	-	-	1031	599	432
Faculty of Pharmacy - Novi Sad	630	116	514	-	-	-	630	116	514
University "Union - Nikola Tesla"	559	260	299	-	-	-	559	260	299
Faculty of Management - Sremski Karlovci	559	260	299	-	-	-	559	260	299
University "Union"	1649	467	1182	-	-	-	1649	467	1182
Faculty of Law and Business Studies "Dr Lazar Vrkatić" - Novi Sad	1649	467	1182	-	-	-	1649	467	1182
<b>State higher schools (colleges)</b>	<b>5704</b>	<b>2354</b>	<b>3350</b>	<b>2480</b>	<b>1075</b>	<b>1405</b>	<b>3224</b>	<b>1279</b>	<b>1945</b>
Business College of Applied Studies - Novi Sad	1117	291	826	323	52	271	794	239	555
Technical College of Applied Studies - Zrenjanin	438	307	131	220	149	71	218	158	60
Technical College of Applied Studies - Novi Sad	1359	922	437	563	353	210	796	569	227
Technical College of Applied Studies - Subotica	675	575	100	447	374	73	228	201	27
Preschool Teacher Training and Medical College of Applied Studies - Vršac	266	25	241	78	16	62	188	9	179
Preschool Teacher Training College of Applied Studies - Kikinda	248	32	216	121	13	108	127	19	108
Preschool Teacher Training College of Applied Studies - Novi Sad	657	17	640	302	11	291	355	6	349
Preschool Teacher Training and Business Informatics College of Applied Studies "Sirmium" - Sremska Mitrovica	578	82	496	216	46	170	362	36	326
Preschool Teacher and Sports Trainers Training College of Applied Studies - Subotica	366	103	263	210	61	149	156	42	114

### 1.5. Enrolled students by financing modality and sex (continued)

	Students								
	Total			Budget-financed			Self-financed		
	All	Men	Women	All	Men	Women	All	Men	Women
<b>Private higher schools (colleges)</b>	<b>117</b>	<b>63</b>	<b>54</b>	-	-	-	<b>117</b>	<b>63</b>	<b>54</b>
College of Applied Studies in Management and Business Communication - Sremski Karlovci	117	63	54	-	-	-	117	63	54
SRBIJA - JUG	53127	21142	31985	26180	10169	16011	26947	10973	15974
<b>Region Šumadije i Zapadne Srbije</b>	<b>25230</b>	<b>9419</b>	<b>15811</b>	<b>12445</b>	<b>4627</b>	<b>7818</b>	<b>12785</b>	<b>4792</b>	<b>7993</b>
<b>State universities</b>	<b>17767</b>	<b>6602</b>	<b>11165</b>	<b>9634</b>	<b>3566</b>	<b>6068</b>	<b>8133</b>	<b>3036</b>	<b>5097</b>
University of Kragujevac	15561	5822	9739	8279	3112	5167	7282	2710	4572
Faculty of Agronomy - Čačak	422	170	252	167	67	100	255	103	152
Faculty of Economics	1953	438	1515	906	183	723	1047	255	792
Faculty of Engineering Sciences	1664	1124	540	1089	730	359	575	394	181
Faculty of Mechanical Engineering and Civil Engineering of Kraljevo	511	349	162	316	210	106	195	139	56
Faculty of Medicine	2043	522	1521	1137	244	893	906	278	628
Faculty of Law	1211	421	790	466	153	313	745	268	477
Faculty of Natural Sciences and Mathematics	1403	526	877	769	284	485	634	242	392
Faculty of Technical Sciences of Čačak	2130	1489	641	1273	843	430	857	646	211
Joint study program Psychology of the University of Kragujevac	146	19	127	74	10	64	72	9	63
Faculty of Teacher Training - Užice	741	79	662	330	41	289	411	38	373
Faculty of Hotel Management and Tourism - Vrnjačka Banja	827	266	561	411	118	293	416	148	268
Faculty of Pedagogical Sciences - Jagodina	1110	97	1013	517	45	472	593	52	541
Faculty of Philology and Arts	1400	322	1078	824	184	640	576	138	438
University of Niš	155	80	75	127	62	65	28	18	10
Faculty of Agriculture	155	80	75	127	62	65	28	18	10
University of Novi Pazar	2051	700	1351	1228	392	836	823	308	515
State University of Novi Pazar	2051	700	1351	1228	392	836	823	308	515
<b>Private universities</b>	<b>1364</b>	<b>486</b>	<b>878</b>	-	-	-	<b>1364</b>	<b>486</b>	<b>878</b>
International University of Novi Pazar	706	234	472	-	-	-	706	234	472
International University	706	234	472	-	-	-	706	234	472
University "Singidunum"	411	135	276	-	-	-	411	135	276
Faculty of Health and Business Studies - Valjevo	411	135	276	-	-	-	411	135	276
Faculties not being part of university	247	117	130	-	-	-	247	117	130
College "Academy of Business Economics" - Čačak	178	85	93	-	-	-	178	85	93
College of Management and Economics	69	32	37	-	-	-	69	32	37
<b>Academies of applied studies</b>	<b>5780</b>	<b>2175</b>	<b>3605</b>	<b>2811</b>	<b>1061</b>	<b>1750</b>	<b>2969</b>	<b>1114</b>	<b>1855</b>
Academy of Applied Preschool Teaching and Health Studies - Kruševac	1425	294	1131	580	75	505	845	219	626
Academy of Applied Studies Western Serbia - Užice	1234	494	740	650	286	364	584	208	376
Academy of Applied Studies Šabac	1554	458	1096	764	219	545	790	239	551
Academy of Applied Studies Šumadija - Kragujevac	1567	929	638	817	481	336	750	448	302
<b>Private higher schools (colleges)</b>	<b>319</b>	<b>156</b>	<b>163</b>	-	-	-	<b>319</b>	<b>156</b>	<b>163</b>
Business College of Applied Studies "Prof. dr Radomir Bojković" - Kruševac	319	156	163	-	-	-	319	156	163

### 1.5. Enrolled students by financing modality and sex (continued)

	Students								
	Total			Budget-financed			Self-financed		
	All	Men	Women	All	Men	Women	All	Men	Women
<b>Region Južne i Istočne Srbije</b>	<b>27897</b>	<b>11723</b>	<b>16174</b>	<b>13735</b>	<b>5542</b>	<b>8193</b>	<b>14162</b>	<b>6181</b>	<b>7981</b>
<b>State universities</b>	<b>22755</b>	<b>9010</b>	<b>13745</b>	<b>11680</b>	<b>4534</b>	<b>7146</b>	<b>11075</b>	<b>4476</b>	<b>6599</b>
University of Belgrade	585	273	312	225	103	122	360	170	190
Faculty of Technical Sciences - Bor	585	273	312	225	103	122	360	170	190
University of Niš	22170	8737	13433	11455	4431	7024	10715	4306	6409
Faculty of Civil Engineering and Architecture	1341	500	841	938	336	602	403	164	239
Faculty of Economics	2414	618	1796	1200	287	913	1214	331	883
Faculty of Electrical Engineering	3146	2203	943	1674	1114	560	1472	1089	383
Faculty of Mechanical Engineering	1462	919	543	910	536	374	552	383	169
Faculty of Medicine	3312	954	2358	1611	448	1163	1701	506	1195
Faculty of Law	2327	739	1588	821	242	579	1506	497	1009
Faculty of Natural Sciences and Mathematics	1297	510	787	630	249	381	667	261	406
Faculty of Technology - Leskovac	416	113	303	284	75	209	132	38	94
Faculty of Pedagogy - Vranje	249	58	191	176	37	139	73	21	52
Faculty of Occupational Safety	825	394	431	408	180	228	417	214	203
Faculty of Sports and Physical Education	1004	732	272	643	446	197	361	286	75
Faculty of Arts	283	107	176	238	83	155	45	24	21
Faculty of Philosophy	4094	890	3204	1922	398	1524	2172	492	1680
<b>Private universities</b>	<b>820</b>	<b>507</b>	<b>313</b>	-	-	-	<b>820</b>	<b>507</b>	<b>313</b>
University "Megatrend"	66	29	37	-	-	-	66	29	37
Faculty of Management - Zaječar	66	29	37	-	-	-	66	29	37
University "Union - Nikola Tesla"	754	478	276	-	-	-	754	478	276
Faculty of Law, Security and Management "Constantine the Great" - Niš	450	263	187	-	-	-	450	263	187
Faculty of Applied Sciences - Niš	304	215	89	-	-	-	304	215	89
<b>Academies of applied studies</b>	<b>4074</b>	<b>2083</b>	<b>1991</b>	<b>2055</b>	<b>1008</b>	<b>1047</b>	<b>2019</b>	<b>1075</b>	<b>944</b>
Academy of Applied Studies Southern Serbia - Leskovac	1423	609	814	636	222	414	787	387	400
Academy of Technical and Educational Applied Studies - Niš	1531	872	659	844	480	364	687	392	295
Toplica Academy of Applied Studies - Prokuplje	1120	602	518	575	306	269	545	296	249
<b>Private higher schools (colleges)</b>	<b>248</b>	<b>123</b>	<b>125</b>	-	-	-	<b>248</b>	<b>123</b>	<b>125</b>
Business College of Applied Studies "Business"	18	15	3	-	-	-	18	15	3
College of Applied Studies in Criminalistics and Security - Niš	230	108	122	-	-	-	230	108	122
<b>Region Kosovo i Metohija</b>	...	...	...	...	...	...	...	...	...

## 1.6. Students by previously completed secondary school

	Total			Previously completed school							
				Gymnasiums	Mining, geology and metallurgy	Forestry and wood processing	Machinery and metal processing	Electrical engineering	Textile and leather industry	Chemistry, non-metal work and printing	Construction, architecture and geodesy
	All	Men	Women								
Newly enrolled students											
<b>REPUBLIC OF SERBIA</b>	<b>50207</b>	<b>22101</b>	<b>28106</b>	<b>19663</b>	<b>70</b>	<b>134</b>	<b>2081</b>	<b>3408</b>	<b>178</b>	<b>960</b>	<b>915</b>
Higher schools (colleges)/ Academies of applied studies	11864	5583	6281	1816	16	34	941	1267	83	423	282
Faculties and art academies	38343	16518	21825	17847	54	100	1140	2141	95	537	633
<b>SRBIJA – SEVER</b>	<b>39205</b>	<b>17192</b>	<b>22013</b>	<b>16686</b>	<b>60</b>	<b>110</b>	<b>1339</b>	<b>2889</b>	<b>132</b>	<b>634</b>	<b>795</b>
Higher schools (colleges)/ Academies of applied studies	8398	3963	4435	1395	16	25	621	1079	55	236	249
Faculties and art academies	30807	13229	17578	15291	44	85	718	1810	77	398	546
<b>Beogradski region</b>	<b>27924</b>	<b>12210</b>	<b>15714</b>	<b>12499</b>	<b>54</b>	<b>95</b>	<b>891</b>	<b>2159</b>	<b>123</b>	<b>404</b>	<b>503</b>
Higher schools (colleges)/ Academies of applied studies	6742	3188	3554	1111	15	19	372	928	50	163	179
Faculties and art academies	21182	9022	12160	11388	39	76	519	1231	73	241	324
<b>Region Vojvodine</b>	<b>11281</b>	<b>4982</b>	<b>6299</b>	<b>4187</b>	<b>6</b>	<b>15</b>	<b>448</b>	<b>730</b>	<b>9</b>	<b>230</b>	<b>292</b>
Higher schools (colleges)	1656	775	881	284	1	6	249	151	5	73	70
Faculties and art academies	9625	4207	5418	3903	5	9	199	579	4	157	222
<b>SRBIJA – JUG</b>	<b>11002</b>	<b>4909</b>	<b>6093</b>	<b>2977</b>	<b>10</b>	<b>24</b>	<b>742</b>	<b>519</b>	<b>46</b>	<b>326</b>	<b>120</b>
Higher schools (colleges)/ Academies of applied studies	3466	1620	1846	421	-	9	320	188	28	187	33
Faculties and art academies	7536	3289	4247	2556	10	15	422	331	18	139	87
<b>Region Šumadije i Zapadne Srbije</b>	<b>6011</b>	<b>2564</b>	<b>3447</b>	<b>1411</b>	<b>1</b>	<b>20</b>	<b>471</b>	<b>174</b>	<b>23</b>	<b>195</b>	<b>40</b>
Higher schools (colleges)/ Academies of applied studies	2009	859	1150	221	-	6	202	66	8	127	15
Faculties and art academies	4002	1705	2297	1190	1	14	269	108	15	68	25
<b>Region Južne i Istočne Srbije</b>	<b>4991</b>	<b>2345</b>	<b>2646</b>	<b>1566</b>	<b>9</b>	<b>4</b>	<b>271</b>	<b>345</b>	<b>23</b>	<b>131</b>	<b>80</b>
Higher schools (colleges)/ Academies of applied studies	1457	761	696	200	-	3	118	122	20	60	18
Faculties and art academies	3534	1584	1950	1366	9	1	153	223	3	71	62
<b>Region Kosovo i Metohija</b>	...	...	...	...	...	...	...	...	...	...	...

Previously completed school													
Transport	Agriculture and food processing	Hydro-meteorology and science and mathematics	Economics, law and administration	Tourism, catering and trade	Health and social welfare	Teacher training	Personal services	Culture, arts and public communication	Religion	Military and police	Other technical and vocational schools lasting four years	Unknown	
Newly enrolled students													
<b>1058</b>	<b>1171</b>	<b>56</b>	<b>7607</b>	<b>1362</b>	<b>5118</b>	<b>6</b>	<b>41</b>	<b>1009</b>	<b>142</b>	<b>122</b>	<b>4863</b>	<b>243</b>	<b>REPUBLIC OF SERBIA</b>
389	433	10	1731	569	2407	3	23	135	2	14	1152	134	Higher schools (colleges)/ Academies of applied studies
669	738	46	5876	793	2711	3	18	874	140	108	3711	109	Faculties and art academies
776	807	54	5527	959	3914	5	26	819	111	108	3251	203	SRBIJA – SEVER
226	206	8	1092	365	1967	3	16	98	2	6	625	108	Higher schools (colleges)/ Academies of applied studies
550	601	46	4435	594	1947	2	10	721	109	102	2626	95	Faculties and art academies
<b>462</b>	<b>515</b>	<b>53</b>	<b>3757</b>	<b>803</b>	<b>2965</b>	<b>3</b>	<b>24</b>	<b>553</b>	<b>109</b>	<b>99</b>	<b>1708</b>	<b>145</b>	<b>Beogradski region</b>
181	152	8	790	336	1803	1	15	73	2	5	456	83	Higher schools (colleges)/ Academies of applied studies
281	363	45	2967	467	1162	2	9	480	107	94	1252	62	Faculties and art academies
<b>314</b>	<b>292</b>	<b>1</b>	<b>1770</b>	<b>156</b>	<b>949</b>	<b>2</b>	<b>2</b>	<b>266</b>	<b>2</b>	<b>9</b>	<b>1543</b>	<b>58</b>	<b>Region Vojvodine</b>
45	54	-	302	29	164	2	1	25	-	1	169	25	Higher schools (colleges)
269	238	1	1468	127	785	-	1	241	2	8	1374	33	Faculties and art academies
282	364	2	2080	403	1204	1	15	190	31	14	1612	40	SRBIJA – JUG
163	227	2	639	204	440	-	7	37	-	8	527	26	Higher schools (colleges)/ Academies of applied studies
119	137	-	1441	199	764	1	8	153	31	6	1085	14	Faculties and art academies
<b>158</b>	<b>207</b>	<b>2</b>	<b>1186</b>	<b>186</b>	<b>777</b>	<b>1</b>	<b>5</b>	<b>108</b>	<b>30</b>	<b>6</b>	<b>998</b>	<b>12</b>	<b>Region Šumadije i Zapadne Srbije</b>
110	115	2	379	58	360	-	5	31	-	2	296	6	Higher schools (colleges)/ Academies of applied studies
48	92	-	807	128	417	1	-	77	30	4	702	6	Faculties and art academies
<b>124</b>	<b>157</b>	<b>-</b>	<b>894</b>	<b>217</b>	<b>427</b>	<b>-</b>	<b>10</b>	<b>82</b>	<b>1</b>	<b>8</b>	<b>614</b>	<b>28</b>	<b>Region Južne i Istočne Srbije</b>
53	112	-	260	146	80	-	2	6	-	6	231	20	Higher schools (colleges)/ Academies of applied studies
71	45	-	634	71	347	-	8	76	1	2	383	8	Faculties and art academies
...	...	...	...	...	...	...	...	...	...	...	...	...	<b>Region Kosovo i Metohija</b>

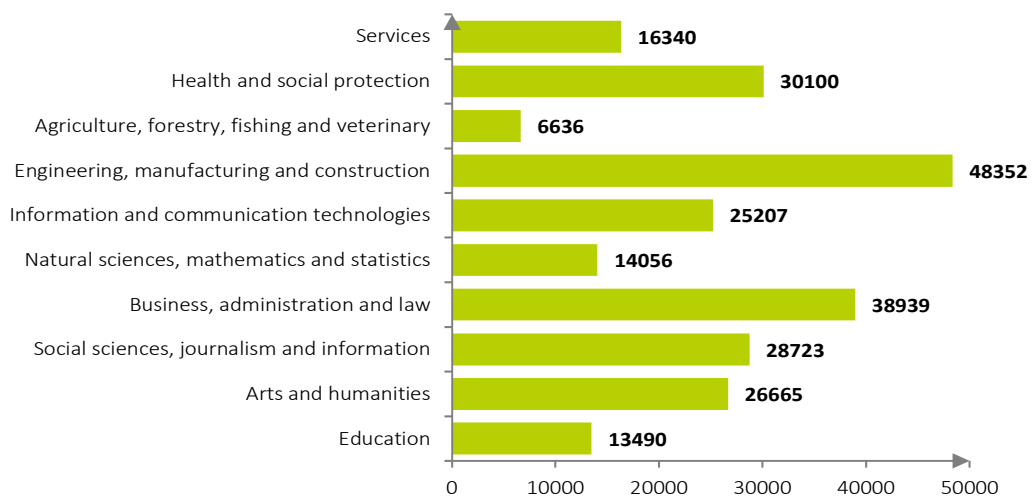
## 1.6. Students by previously completed secondary school (continued)

	Total			Previously completed school							
				Gymna- siums	Mining, geology and metal- lurgy	Forestry and wood processing	Machi- nery and metal proces- sing	Electrical enginee- ring	Textile and leather industry	Chem- istry, non- metal work and printing	Cons- truction, architec- ture and geodesy
	All	Men	Women								
All students											
<b>REPUBLIC OF SERBIA</b>	<b>248508</b>	<b>102842</b>	<b>145666</b>	<b>112329</b>	<b>306</b>	<b>693</b>	<b>6966</b>	<b>13645</b>	<b>639</b>	<b>3790</b>	<b>3520</b>
Higher schools (colleges)/ Academies of applied studies	38887	18247	20640	6754	45	84	2879	4629	246	1279	992
Faculties and art academies	209621	84595	125026	105575	261	609	4087	9016	393	2511	2528
<b>SRBIJA – SEVER</b>	<b>195381</b>	<b>81700</b>	<b>113681</b>	<b>94597</b>	<b>255</b>	<b>603</b>	<b>4509</b>	<b>11122</b>	<b>494</b>	<b>2603</b>	<b>3098</b>
Higher schools (colleges)/ Academies of applied studies	28466	13710	14756	5393	43	61	2029	4069	179	778	881
Faculties and art academies	166915	67990	98925	89204	212	542	2480	7053	315	1825	2217
<b>Beogradski region</b>	<b>141749</b>	<b>58636</b>	<b>83113</b>	<b>72930</b>	<b>242</b>	<b>513</b>	<b>3097</b>	<b>8341</b>	<b>434</b>	<b>1671</b>	<b>2014</b>
Higher schools (colleges)/ Academies of applied studies	22645	11293	11352	4276	41	53	1274	3613	165	519	663
Faculties and art academies	119104	47343	71761	68654	201	460	1823	4728	269	1152	1351
<b>Region Vojvodine</b>	<b>53632</b>	<b>23064</b>	<b>30568</b>	<b>21667</b>	<b>13</b>	<b>90</b>	<b>1412</b>	<b>2781</b>	<b>60</b>	<b>932</b>	<b>1084</b>
Higher schools (colleges)	5821	2417	3404	1117	2	8	755	456	14	259	218
Faculties and art academies	47811	20647	27164	20550	11	82	657	2325	46	673	866
<b>SRBIJA – JUG</b>	<b>53127</b>	<b>21142</b>	<b>31985</b>	<b>17732</b>	<b>51</b>	<b>90</b>	<b>2457</b>	<b>2523</b>	<b>145</b>	<b>1187</b>	<b>422</b>
Higher schools (colleges)/ Academies of applied studies	10421	4537	5884	1361	2	23	850	560	67	501	111
Faculties and art academies	42706	16605	26101	16371	49	67	1607	1963	78	686	311
<b>Region Šumadije i Zapadne Srbije</b>	<b>25230</b>	<b>9419</b>	<b>15811</b>	<b>6884</b>	<b>7</b>	<b>68</b>	<b>1492</b>	<b>691</b>	<b>77</b>	<b>630</b>	<b>124</b>
Higher schools (colleges)/ Academies of applied studies	6099	2331	3768	755	2	15	536	171	29	345	52
Faculties and art academies	19131	7088	12043	6129	5	53	956	520	48	285	72
<b>Region Južne i Istočne Srbije</b>	<b>27897</b>	<b>11723</b>	<b>16174</b>	<b>10848</b>	<b>44</b>	<b>22</b>	<b>965</b>	<b>1832</b>	<b>68</b>	<b>557</b>	<b>298</b>
Higher schools (colleges)/ Academies of applied studies	4322	2206	2116	606	-	8	314	389	38	156	59
Faculties and art academies	23575	9517	14058	10242	44	14	651	1443	30	401	239
<b>Region Kosovo i Metohija</b>	...	...	...	...	...	...	...	...	...	...	...

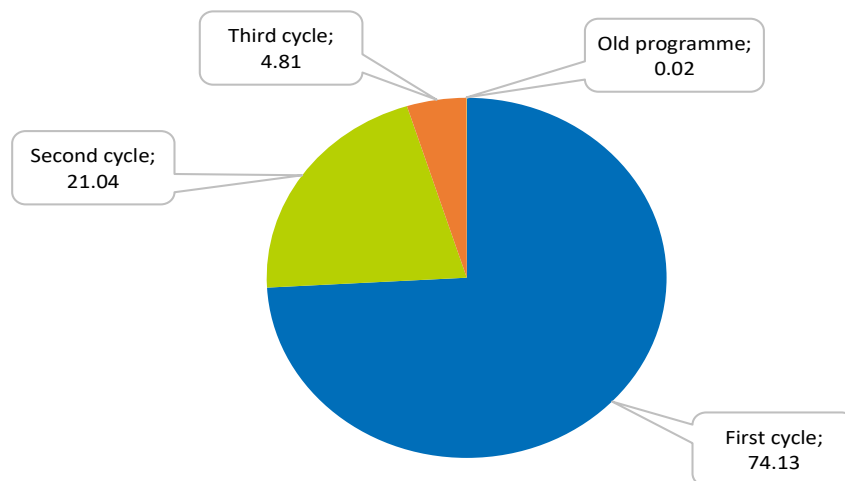


Previously completed school													
Transport	Agriculture and food processing	Hydro-meteorology and science and mathematics	Economics, law and administration	Tourism, catering and trade	Health and social welfare	Teacher training	Personal services	Culture, arts and public communication	Religion	Military and police	Other technical and vocational schools lasting four years	Unknown	
All students													
<b>3868</b>	<b>5183</b>	<b>260</b>	<b>34258</b>	<b>5813</b>	<b>27607</b>	<b>80</b>	<b>121</b>	<b>4471</b>	<b>989</b>	<b>598</b>	<b>22076</b>	<b>1296</b>	<b>REPUBLIC OF SERBIA</b>
1230	1366	43	5995	1864	7093	15	54	472	6	37	3378	426	Higher schools (colleges)/ Academies of applied studies
2638	3817	217	28263	3949	20514	65	67	3999	983	561	18698	870	Faculties and art academies
2945	3770	250	23962	4186	20204	56	86	3650	909	545	16586	951	SRBIJA – SEVER
807	670	40	3865	1227	5801	11	43	362	4	16	1918	269	Higher schools (colleges)/ Academies of applied studies
2138	3100	210	20097	2959	14403	45	43	3288	905	529	14668	682	Faculties and art academies
<b>1867</b>	<b>2565</b>	<b>233</b>	<b>16791</b>	<b>3433</b>	<b>14633</b>	<b>38</b>	<b>80</b>	<b>2700</b>	<b>898</b>	<b>492</b>	<b>8271</b>	<b>506</b>	<b>Beogradski region</b>
599	470	40	2657	1109	5291	2	39	258	3	14	1352	207	Higher schools (colleges)/ Academies of applied studies
1268	2095	193	14134	2324	9342	36	41	2442	895	478	6919	299	Faculties and art academies
<b>1078</b>	<b>1205</b>	<b>17</b>	<b>7171</b>	<b>753</b>	<b>5571</b>	<b>18</b>	<b>6</b>	<b>950</b>	<b>11</b>	<b>53</b>	<b>8315</b>	<b>445</b>	<b>Region Vojvodine</b>
208	200	-	1208	118	510	9	4	104	1	2	566	62	Higher schools (colleges)
870	1005	17	5963	635	5061	9	2	846	10	51	7749	383	Faculties and art academies
923	1413	10	10296	1627	7403	24	35	821	80	53	5490	345	SRBIJA – JUG
423	696	3	2130	637	1292	4	11	110	2	21	1460	157	Higher schools (colleges)/ Academies of applied studies
500	717	7	8166	990	6111	20	24	711	78	32	4030	188	Faculties and art academies
<b>544</b>	<b>851</b>	<b>7</b>	<b>5253</b>	<b>737</b>	<b>3845</b>	<b>19</b>	<b>8</b>	<b>412</b>	<b>70</b>	<b>19</b>	<b>3373</b>	<b>119</b>	<b>Region Šumadije i Zapadne Srbije</b>
299	380	3	1245	174	1129	4	6	85	2	7	801	59	Higher schools (colleges)/ Academies of applied studies
245	471	4	4008	563	2716	15	2	327	68	12	2572	60	Faculties and art academies
<b>379</b>	<b>562</b>	<b>3</b>	<b>5043</b>	<b>890</b>	<b>3558</b>	<b>5</b>	<b>27</b>	<b>409</b>	<b>10</b>	<b>34</b>	<b>2117</b>	<b>226</b>	<b>Region Južne i Istočne Srbije</b>
124	316	-	885	463	163	-	5	25	-	14	659	98	Higher schools (colleges)/ Academies of applied studies
255	246	3	4158	427	3395	5	22	384	10	20	1458	128	Faculties and art academies
...	...	...	...	...	...	...	...	...	...	...	...	...	<b>Region Kosovo i Metohija</b>

**Chart 2** Enrolled students by fields of education



**Chart 3** Enrolled students by study cycle



## 1.7. Students by universities

	Number of schools	Students								
		Total			Budget			Self-financed		
		All	Men	Women	All	Men	Women	All	Men	Women
<b>Total</b>	<b>169</b>	<b>248508</b>	<b>102842</b>	<b>145666</b>	<b>98284</b>	<b>37781</b>	<b>60503</b>	<b>150224</b>	<b>65061</b>	<b>85163</b>
<b>State universities</b>	<b>82</b>	<b>177180</b>	<b>69782</b>	<b>107398</b>	<b>84732</b>	<b>31664</b>	<b>53068</b>	<b>92448</b>	<b>38118</b>	<b>54330</b>
University of Criminalistics and Police Studies	1	724	372	352	307	158	149	417	214	203
University of Defense	1	947	557	390	859	510	349	88	47	41
University of Belgrade	32	91869	34769	57100	38076	13482	24594	53793	21287	32506
University of Kragujevac	13	15561	5822	9739	8279	3112	5167	7282	2710	4572
University of Niš	14	22325	8817	13508	11582	4493	7089	10743	4324	6419
University of Novi Pazar	1	2051	700	1351	1228	392	836	823	308	515
University of Novi Sad	15	40867	17805	23062	22495	8939	13556	18372	8866	9506
University of Arts	5	2836	940	1896	1906	578	1328	930	362	568
<b>Private universities</b>	<b>51</b>	<b>32441</b>	<b>14813</b>	<b>17628</b>	-	-	-	<b>32441</b>	<b>14813</b>	<b>17628</b>
Alfa BK University	2	983	492	491	-	-	-	983	492	491
International University in Novi Pazar	1	706	234	472	-	-	-	706	234	472
University "Educons"	3	1875	894	981	-	-	-	1875	894	981
University "Megatrend"	8	449	181	268	-	-	-	449	181	268
University "Metropolitan"	3	1838	889	949	-	-	-	1838	889	949
University "Business Academy"	8	5586	2340	3246	-	-	-	5586	2340	3246
University "Singidunum"	3	8827	3675	5152	-	-	-	8827	3675	5152
University "Union – Nikola Tesla"	9	5326	2873	2453	-	-	-	5326	2873	2453
University "Union"	4	3428	1575	1853	-	-	-	3428	1575	1853
University "MB"	1	907	556	351	-	-	-	907	556	351
Faculties not being part of universities	9	2516	1104	1412	-	-	-	2516	1104	1412
<b>State higher schools (colleges) / Academies of applied studies</b>	<b>21</b>	<b>32187</b>	<b>15173</b>	<b>17014</b>	<b>13552</b>	<b>6117</b>	<b>7435</b>	<b>18635</b>	<b>9056</b>	<b>9579</b>
State higher schools (colleges) / Academies of applied studies	21	32187	15173	17014	13552	6117	7435	18635	9056	9579
<b>Private higher schools (colleges)</b>	<b>15</b>	<b>6700</b>	<b>3074</b>	<b>3626</b>	-	-	-	<b>6700</b>	<b>3074</b>	<b>3626</b>
Private higher schools (colleges)	15	6700	3074	3626	-	-	-	6700	3074	3626

## 1.8. Students by ethnicity part (1)

	Sex	Total	Ethnicity										
			Serbs	Albani-ans	Austrians	Ashkali	Belgians	Bosniaks	Bulga-rians	Bunjevci	Vala-chians	Gorani people	Greeks
	<b>All</b>	<b>248508</b>	<b>205828</b>	<b>171</b>	<b>12</b>	<b>3</b>	<b>5</b>	<b>2108</b>	<b>48</b>	<b>56</b>	<b>53</b>	<b>165</b>	<b>71</b>
<b>REPUBLIC OF SERBIA</b>	Men	102842	88198	76	8	3	3	858	24	30	28	76	34
	Women	145666	117630	95	4	-	2	1250	24	26	25	89	37
Higher schools (colleges) / Academies of applied studies	All	38887	31086	24	3	1	-	84	7	14	5	39	1
	Men	18247	15395	11	-	1	-	35	3	10	3	26	-
	Women	20640	15691	13	3	-	-	49	4	4	2	13	1
Faculties and art academies	All	209621	174742	147	9	2	5	2024	41	42	48	126	70
	Men	84595	72803	65	8	2	3	823	21	20	25	50	34
	Women	125026	101939	82	1	-	2	1201	20	22	23	76	36
SRBIJA – SEVER	All	195381	161715	130	12	2	5	669	31	54	46	145	65
	Men	81700	69906	56	8	2	3	267	17	29	25	72	30
	Women	113681	91809	74	4	-	2	402	14	25	21	73	35
Higher schools (colleges) / Academies of applied studies	All	28466	22435	7	3	1	-	56	5	14	5	32	1
	Men	13710	11541	4	-	1	-	17	3	10	3	23	-
	Women	14756	10894	3	3	-	-	39	2	4	2	9	1
Faculties and art academies	All	166915	139280	123	9	1	5	613	26	40	41	113	64
	Men	67990	58365	52	8	1	3	250	14	19	22	49	30
	Women	98925	80915	71	1	-	2	363	12	21	19	64	34
<b>Beogradski region</b>	<b>All</b>	<b>141749</b>	<b>121039</b>	<b>36</b>	<b>9</b>	<b>2</b>	<b>5</b>	<b>482</b>	<b>17</b>	<b>6</b>	<b>43</b>	<b>115</b>	<b>26</b>
	Men	58636	51379	16	6	2	3	172	10	3	22	61	8
	Women	83113	69660	20	3	-	2	310	7	3	21	54	18
Higher schools (colleges) / Academies of applied studies	All	22645	18331	5	2	1	-	33	5	1	5	28	1
	Men	11293	9956	3	-	1	-	10	3	-	3	23	-
	Women	11352	8375	2	2	-	-	23	2	1	2	5	1
Faculties and art academies	All	119104	102708	31	7	1	5	449	12	5	38	87	25
	Men	47343	41423	13	6	1	3	162	7	3	19	38	8
	Women	71761	61285	18	1	-	2	287	5	2	19	49	17
<b>Region Vojvodine</b>	<b>All</b>	<b>53632</b>	<b>40676</b>	<b>94</b>	<b>3</b>	<b>-</b>	<b>-</b>	<b>187</b>	<b>14</b>	<b>48</b>	<b>3</b>	<b>30</b>	<b>39</b>
	Men	23064	18527	40	2	-	-	95	7	26	3	11	22
	Women	30568	22149	54	1	-	-	92	7	22	-	19	17
Higher schools (colleges)	All	5821	4104	2	1	-	-	23	-	13	-	4	-
	Men	2417	1585	1	-	-	-	7	-	10	-	-	-
	Women	3404	2519	1	1	-	-	16	-	3	-	4	-
Faculties and art academies	<b>All</b>	<b>47811</b>	<b>36572</b>	<b>92</b>	<b>2</b>	<b>-</b>	<b>-</b>	<b>164</b>	<b>14</b>	<b>35</b>	<b>3</b>	<b>26</b>	<b>39</b>
	Men	20647	16942	39	2	-	-	88	7	16	3	11	22
	Women	27164	19630	53	-	-	-	76	7	19	-	15	17

Ethnicity												Sex	
Danes	Egyptians	English people	Italians	Jews	Armenians	Yugoslavs	Chinese people	Hungarians	Macedonians	Muslims	Germans		
<b>4</b>	<b>8</b>	<b>18</b>	<b>19</b>	<b>8</b>	<b>4</b>	<b>95</b>	<b>42</b>	<b>1677</b>	<b>187</b>	<b>345</b>	<b>1049</b>	<b>All</b>	
3	6	9	11	3	-	73	22	808	94	97	501	Men	<b>REPUBLIC OF SERBIA</b>
1	2	9	8	5	4	22	20	869	93	248	548	Women	
-	-	-	-	-	-	13	-	551	25	16	5	All	
-	-	-	-	-	-	13	-	390	11	6	-	Men	Higher schools (colleges) / Academies of applied studies
-	-	-	-	-	-	-	-	161	14	10	5	Women	
4	8	18	19	8	4	82	42	1126	162	329	1044	All	
3	6	9	11	3	-	60	22	418	83	91	501	Men	Faculties and art academies
1	2	9	8	5	4	22	20	708	79	238	543	Women	
4	8	18	16	7	3	85	41	1668	166	275	1046	All	
3	6	9	9	2	-	67	21	801	86	76	500	Men	<b>SRBIJA – SEVER</b>
1	2	9	7	5	3	18	20	867	80	199	546	Women	
-	-	-	-	-	-	13	-	547	20	14	5	All	
-	-	-	-	-	-	13	-	386	11	5	-	Men	Higher schools (colleges) / Academies of applied studies
-	-	-	-	-	-	-	-	161	9	9	5	Women	
4	8	18	16	7	3	72	41	1121	146	261	1041	All	
3	6	9	9	2	-	54	21	415	75	71	500	Men	Faculties and art academies
1	2	9	7	5	3	18	20	706	71	190	541	Women	
<b>3</b>	<b>2</b>	<b>18</b>	<b>10</b>	<b>5</b>	<b>3</b>	<b>53</b>	<b>40</b>	<b>216</b>	<b>130</b>	<b>235</b>	<b>1025</b>	<b>All</b>	
2	-	9	7	2	-	42	21	91	67	61	490	Men	<b>Beogradski region</b>
1	2	9	3	3	3	11	19	125	63	174	535	Women	
-	-	-	-	-	-	10	-	49	16	9	2	All	
-	-	-	-	-	-	10	-	19	8	4	-	Men	Higher schools (colleges) / Academies of applied studies
-	-	-	-	-	-	-	-	30	8	5	2	Women	
3	2	18	10	5	3	43	40	167	114	226	1023	All	
2	-	9	7	2	-	32	21	72	59	57	490	Men	Faculties and art academies
1	2	9	3	3	3	11	19	95	55	169	533	Women	
<b>1</b>	<b>6</b>	<b>-</b>	<b>6</b>	<b>2</b>	<b>-</b>	<b>32</b>	<b>1</b>	<b>1452</b>	<b>36</b>	<b>40</b>	<b>21</b>	<b>All</b>	
1	6	-	2	-	-	25	-	710	19	15	10	Men	<b>Region Vojvodine</b>
-	-	-	4	2	-	7	1	742	17	25	11	Women	
-	-	-	-	-	-	3	-	498	4	5	3	All	
-	-	-	-	-	-	3	-	367	3	1	-	Men	Higher schools (colleges)
-	-	-	-	-	-	-	-	131	1	4	3	Women	
1	6	-	6	2	-	29	1	954	32	35	18	All	
1	6	-	2	-	-	22	-	343	16	14	10	Men	Faculties and art academies
-	-	-	4	2	-	7	1	611	16	21	8	Women	

## 1.8. Students by ethnicity part (1) (continued)

	Sex	Total	Ethnicity										
			Serbs	Albani-ans	Austrians	Ashkali	Belgians	Bosniaks	Bulga-rians	Bunjevci	Vala-chians	Gorani people	Greeks
SRBIJA – JUG	All	53127	44113	41	-	1	-	1439	17	2	7	20	6
	Men	21142	18292	20	-	1	-	591	7	1	3	4	4
	Women	31985	25821	21	-	-	-	848	10	1	4	16	2
Higher schools (colleges) / Academies of applied studies	All	10421	8651	17	-	-	-	28	2	-	-	7	-
	Men	4537	3854	7	-	-	-	18	-	-	-	3	-
	Women	5884	4797	10	-	-	-	10	2	-	-	4	-
Faculties and art academies	All	42706	35462	24	-	1	-	1411	15	2	7	13	6
	Men	16605	14438	13	-	1	-	573	7	1	3	1	4
	Women	26101	21024	11	-	-	-	838	8	1	4	12	2
<b>Region Šumadije i Zapadne Srbije</b>	<b>All</b>	<b>25230</b>	<b>20926</b>	<b>10</b>	-	<b>1</b>	-	<b>1398</b>	<b>4</b>	<b>1</b>	<b>1</b>	<b>10</b>	<b>1</b>
	Men	9419	8090	5	-	1	-	564	-	-	1	2	1
	Women	15811	12836	5	-	-	-	834	4	1	-	8	-
Higher schools (colleges) / Academies of applied studies	All	6099	5309	5	-	-	-	27	2	-	-	3	-
	Men	2331	2123	3	-	-	-	18	-	-	-	1	-
	Women	3768	3186	2	-	-	-	9	2	-	-	2	-
Faculties and art academies	<b>All</b>	<b>19131</b>	<b>15617</b>	<b>5</b>	-	<b>1</b>	-	<b>1371</b>	<b>2</b>	<b>1</b>	<b>1</b>	<b>7</b>	<b>1</b>
	Men	7088	5967	2	-	1	-	546	-	-	1	1	1
	Women	12043	9650	3	-	-	-	825	2	1	-	6	-
<b>Region Južne i Istočne Srbije</b>	<b>All</b>	<b>27897</b>	<b>23187</b>	<b>31</b>	-	-	-	<b>41</b>	<b>13</b>	<b>1</b>	<b>6</b>	<b>10</b>	<b>5</b>
	Men	11723	10202	15	-	-	-	27	7	1	2	2	3
	Women	16174	12985	16	-	-	-	14	6	-	4	8	2
Higher schools (colleges) / Academies of applied studies	All	4322	3342	12	-	-	-	1	-	-	-	4	-
	Men	2206	1731	4	-	-	-	-	-	-	-	2	-
	Women	2116	1611	8	-	-	-	1	-	-	-	2	-
Faculties and art academies	All	23575	19845	19	-	-	-	40	13	1	6	6	5
	Men	9517	8471	11	-	-	-	27	7	1	2	-	3
	Women	14058	11374	8	-	-	-	13	6	-	4	6	2
<b>Region Kosovo i Metohija</b>	All	...	...	...	...	...	...	...	...	...	...	...	...

Ethnicity													Sex	
Danes	Egyptians	English people	Italians	Jews	Armenians	Yugoslavs	Chinese people	Hungarians	Macedonians	Muslims	Germans			
-	-	-	3	1	1	10	1	9	21	70	3	All	SRBIJA – JUG	
-	-	-	2	1	-	6	1	7	8	21	1	Men		
-	-	-	1	-	1	4	-	2	13	49	2	Women		
-	-	-	-	-	-	-	-	4	5	2	-	All	Higher schools (colleges) / Academies of applied studies	
-	-	-	-	-	-	-	-	4	-	1	-	Men		
-	-	-	-	-	-	-	-	-	5	1	-	Women		
-	-	-	3	1	1	10	1	5	16	68	3	All	Faculties and art academies	
-	-	-	2	1	-	6	1	3	8	20	1	Men		
-	-	-	1	-	1	4	-	2	8	48	2	Women		
-	-	-	<b>3</b>	<b>1</b>	-	<b>1</b>	-	<b>9</b>	<b>4</b>	<b>64</b>	<b>2</b>	<b>All</b>	Region Šumadije i Zapadne Srbije	
-	-	-	2	1	-	1	-	7	2	18	1	Men		
-	-	-	1	-	-	-	-	2	2	46	1	Women		
-	-	-	-	-	-	-	-	4	1	2	-	All	Higher schools (colleges) / Academies of applied studies	
-	-	-	-	-	-	-	-	4	-	1	-	Men		
-	-	-	-	-	-	-	-	-	1	1	-	Women		
-	-	-	3	1	-	1	-	5	3	62	2	All	Faculties and art academies	
-	-	-	2	1	-	1	-	3	2	17	1	Men		
-	-	-	1	-	-	-	-	2	1	45	1	Women		
-	-	-	-	-	<b>1</b>	<b>9</b>	<b>1</b>	-	<b>17</b>	<b>6</b>	<b>1</b>	<b>All</b>	Region Južne i Istočne Srbije	
-	-	-	-	-	-	5	1	-	6	3	-	Men		
-	-	-	-	-	1	4	-	-	11	3	1	Women		
-	-	-	-	-	-	-	-	-	4	-	-	All	Higher schools (colleges) / Academies of applied studies	
-	-	-	-	-	-	-	-	-	-	-	-	Men		
-	-	-	-	-	-	-	-	-	4	-	-	Women		
-	-	-	-	-	1	9	1	-	13	6	1	All	Faculties and art academies	
-	-	-	-	-	-	5	1	-	6	3	-	Men		
-	-	-	-	-	1	4	-	-	7	3	1	Women		
...	...	...	...	...	...	...	...	...	...	...	...	All	Region Kosovo i Metohija	

## 1.8. Students by ethnicity part (2)

	Sex	Ethnicity													
		Norwegians	Poles	Roma people	Romansians	Russians	Ruthenians	Slovaks	Slovenians	Turks	Ukrainians	Finns	French	Croats	Aromansians
	<b>All</b>	<b>1</b>	<b>10</b>	<b>465</b>	<b>138</b>	<b>144</b>	<b>234</b>	<b>512</b>	<b>60</b>	<b>30</b>	<b>52</b>	<b>1</b>	<b>4</b>	<b>551</b>	<b>3</b>
<b>REPUBLIC OF SERBIA</b>	Men	1	4	194	60	68	101	209	18	13	21	-	4	246	3
	Women	-	6	271	78	76	133	303	42	17	31	1	-	305	-
Higher schools (colleges) / Academies of applied studies	All	-	-	91	20	11	33	87	3	1	4	-	-	97	-
	Men	-	-	35	9	5	12	26	1	-	-	-	-	62	-
	Women	-	-	56	11	6	21	61	2	1	4	-	-	35	-
Faculties and art academies	All	1	10	374	118	133	201	425	57	29	48	1	4	454	3
	Men	1	4	159	51	63	89	183	17	13	21	-	4	184	3
	Women	-	6	215	67	70	112	242	40	16	27	1	-	270	-
SRBIJA – SEVER	All	1	10	374	137	139	233	509	60	29	51	1	3	541	3
	Men	1	4	157	59	65	101	209	18	13	21	-	3	239	3
	Women	-	6	217	78	74	132	300	42	16	30	1	-	302	-
Higher schools (colleges) / Academies of applied studies	All	-	-	73	19	10	33	87	3	-	3	-	-	95	-
	Men	-	-	30	8	4	12	26	1	-	-	-	-	61	-
	Women	-	-	43	11	6	21	61	2	-	3	-	-	34	-
Faculties and art academies	All	1	10	301	118	129	200	422	57	29	48	1	3	446	3
	Men	1	4	127	51	61	89	183	17	13	21	-	3	178	3
	Women	-	6	174	67	68	111	239	40	16	27	1	-	268	-
<b>Beogradski region</b>	<b>All</b>	<b>1</b>	<b>7</b>	<b>251</b>	<b>63</b>	<b>94</b>	<b>19</b>	<b>143</b>	<b>31</b>	<b>21</b>	<b>13</b>	<b>1</b>	<b>3</b>	<b>127</b>	<b>3</b>
	Men	1	3	108	23	41	10	56	10	8	3	-	3	66	3
	Women	-	4	143	40	53	9	87	21	13	10	1	-	61	-
Higher schools (colleges) / Academies of applied studies	All	-	-	41	9	6	5	39	-	-	1	-	-	22	-
	Men	-	-	18	4	2	-	12	-	-	-	-	-	16	-
	Women	-	-	23	5	4	5	27	-	-	1	-	-	6	-
Faculties and art academies	All	1	7	210	54	88	14	104	31	21	12	1	3	105	3
	Men	1	3	90	19	39	10	44	10	8	3	-	3	50	3
	Women	-	4	120	35	49	4	60	21	13	9	1	-	55	-
<b>Region Vojvodine</b>	<b>All</b>	<b>-</b>	<b>3</b>	<b>123</b>	<b>74</b>	<b>45</b>	<b>214</b>	<b>366</b>	<b>29</b>	<b>8</b>	<b>38</b>	<b>-</b>	<b>-</b>	<b>414</b>	<b>-</b>
	Men	-	1	49	36	24	91	153	8	5	18	-	-	173	-
	Women	-	2	74	38	21	123	213	21	3	20	-	-	241	-
Higher schools (colleges)	All	-	-	32	10	4	28	48	3	-	2	-	-	73	-
	Men	-	-	12	4	2	12	14	1	-	-	-	-	45	-
	Women	-	-	20	6	2	16	34	2	-	2	-	-	28	-
Faculties and art academies	All	-	3	91	64	41	186	318	26	8	36	-	-	341	-
	Men	-	1	37	32	22	79	139	7	5	18	-	-	128	-
	Women	-	2	54	32	19	107	179	19	3	18	-	-	213	-



Ethnicity													Sex	
Monte-negrins	Chechs	Swiss	Swedes	Sokci	Other (ethnicity written in which was not previously indicated)	Not declared themselves by Article 47 of the Constitution of RS	Declared themselves in terms of regional affiliation	Boyash	Shopi	Torlak	Unknown			
<b>702</b>	<b>17</b>	<b>11</b>	<b>14</b>	<b>1</b>	<b>437</b>	<b>20135</b>	<b>117</b>	<b>3</b>	<b>8</b>	<b>2</b>	<b>12880</b>	<b>All</b>		
354	10	7	2	-	260	6292	57	1	2	1	3949	Men	<b>REPUBLIC OF SERBIA</b>	
348	7	4	12	1	177	13843	60	2	6	1	8931	Women		
113	2	2	-	-	19	1410	45	-	1	2	5072	All		
65	2	1	-	-	9	605	16	-	-	1	1494	Men	Higher schools (colleges) / Academies of applied studies	
48	-	1	-	-	10	805	29	-	1	1	3578	Women		
589	15	9	14	1	418	18725	72	3	7	-	7808	All		
289	8	6	2	-	251	5687	41	1	2	-	2455	Men	Faculties and art academies	
300	7	3	12	1	167	13038	31	2	5	-	5353	Women		
652	16	11	14	1	421	16206	81	3	1	2	9671	All		
329	9	7	2	-	249	5179	48	1	1	1	2986	Men	<b>SRBIJA – SEVER</b>	
323	7	4	12	1	172	11027	33	2	-	1	6685	Women		
109	2	2	-	-	17	801	15	-	-	2	4037	All		
61	2	1	-	-	7	295	11	-	-	1	1173	Men	Higher schools (colleges) / Academies of applied studies	
48	-	1	-	-	10	506	4	-	-	1	2864	Women		
543	14	9	14	1	404	15405	66	3	1	-	5634	All		
268	7	6	2	-	242	4884	37	1	1	-	1813	Men	Faculties and art academies	
275	7	3	12	1	162	10521	29	2	-	-	3821	Women		
<b>415</b>	<b>13</b>	<b>7</b>	<b>12</b>	<b>-</b>	<b>316</b>	<b>11687</b>	<b>57</b>	<b>-</b>	<b>1</b>	<b>2</b>	<b>4942</b>	<b>All</b>		
217	7	5	2	-	180	3864	34	-	1	1	1516	Men	<b>Beogradski region</b>	
198	6	2	10	-	136	7823	23	-	-	1	3426	Women		
92	2	2	-	-	17	216	8	-	-	2	3685	All		
54	2	1	-	-	7	100	6	-	-	1	1030	Men	Higher schools (colleges) / Academies of applied studies	
38	-	1	-	-	10	116	2	-	-	1	2655	Women		
323	11	5	12	-	299	11471	49	-	1	-	1257	All		
163	5	4	2	-	173	3764	28	-	1	-	486	Men	Faculties and art academies	
160	6	1	10	-	126	7707	21	-	-	-	771	Women		
<b>237</b>	<b>3</b>	<b>4</b>	<b>2</b>	<b>1</b>	<b>105</b>	<b>4519</b>	<b>24</b>	<b>3</b>	<b>-</b>	<b>-</b>	<b>4729</b>	<b>All</b>		
112	2	2	-	-	69	1315	14	1	-	-	1470	Men	<b>Region Vojvodine</b>	
125	1	2	2	1	36	3204	10	2	-	-	3259	Women		
17	-	-	-	-	-	585	7	-	-	-	352	All		
7	-	-	-	-	-	195	5	-	-	-	143	Men	Higher schools (colleges)	
10	-	-	-	-	-	390	2	-	-	-	209	Women		
220	3	4	2	1	105	3934	17	3	-	-	4377	All		
105	2	2	-	-	69	1120	9	1	-	-	1327	Men	Faculties and art academies	
115	1	2	2	1	36	2814	8	2	-	-	3050	Women		

## 1.8. Students by ethnicity part (2) (continued)

	Sex	Ethnicity													
		Norwegians	Poles	Roma people	Romans	Russians	Ruthenians	Slovaks	Slovenians	Turks	Ukrainians	Finns	French	Croats	Aromians
SRBIJA – JUG	All	-	-	91	1	5	1	3	-	1	1	-	1	10	-
	Men	-	-	37	1	3	-	-	-	-	-	-	1	7	-
	Women	-	-	54	-	2	1	3	-	1	1	-	-	3	-
Higher schools (colleges) / Academies of applied studies	All	-	-	18	1	1	-	-	-	1	1	-	-	2	-
	Men	-	-	5	1	1	-	-	-	-	-	-	-	1	-
	Women	-	-	13	-	-	-	-	-	1	1	-	-	1	-
Faculties and art academies	All	-	-	73	-	4	1	3	-	-	-	-	1	8	-
	Men	-	-	32	-	2	-	-	-	-	-	-	1	6	-
	Women	-	-	41	-	2	1	3	-	-	-	-	-	2	-
<b>Region Šumadije i Zapadne Srbije</b>	<b>All</b>	-	-	<b>33</b>	<b>1</b>	<b>2</b>	<b>1</b>	<b>3</b>	-	-	<b>1</b>	-	-	<b>6</b>	-
	Men	-	-	12	1	2	-	-	-	-	-	-	-	4	-
	Women	-	-	21	-	-	1	3	-	-	1	-	-	2	-
Higher schools (colleges) / Academies of applied studies	All	-	-	13	1	1	-	-	-	-	1	-	-	2	-
	Men	-	-	3	1	1	-	-	-	-	-	-	-	1	-
	Women	-	-	10	-	-	-	-	-	-	1	-	-	1	-
Faculties and art academies	All	-	-	20	-	1	1	3	-	-	-	-	-	4	-
	Men	-	-	9	-	1	-	-	-	-	-	-	-	3	-
	Women	-	-	11	-	-	1	3	-	-	-	-	-	1	-
<b>Region Južne i Istočne Srbije</b>	<b>All</b>	-	-	<b>58</b>	-	<b>3</b>	-	-	-	<b>1</b>	-	-	<b>1</b>	<b>4</b>	-
	Men	-	-	25	-	1	-	-	-	-	-	-	1	3	-
	Women	-	-	33	-	2	-	-	-	1	-	-	-	1	-
Higher schools (colleges) / Academies of applied studies	All	-	-	5	-	-	-	-	-	1	-	-	-	-	-
	Men	-	-	2	-	-	-	-	-	-	-	-	-	-	-
	Women	-	-	3	-	-	-	-	-	1	-	-	-	-	-
Faculties and art academies	All	-	-	53	-	3	-	-	-	-	-	-	1	4	-
	Men	-	-	23	-	1	-	-	-	-	-	-	1	3	-
	Women	-	-	30	-	2	-	-	-	-	-	-	-	1	-
<b>Region Kosovo i Metohija</b>	<b>All</b>	...	...	...	...	...	...	...	...	...	...	...	...	...	...

Monte-negrins	Ethnicity											Sex	
	Chechs	Swiss	Swedes	Sokci	Other (ethnicity written in which was not previously indicated)	Not declared themselves by Article 47 of the Constitution of RS	Declared themselves in terms of regional affiliation	Boyash	Shopi	Torlak	Unknown		
50	1	-	-	-	16	3929	36	-	7	-	3209	All	SRBIJA – JUG
25	1	-	-	-	11	1113	9	-	1	-	963	Men	
25	-	-	-	-	5	2816	27	-	6	-	2246	Women	
4	-	-	-	-	2	609	30	-	1	-	1035	All	Higher schools (colleges) / Academies of applied studies
4	-	-	-	-	2	310	5	-	-	-	321	Men	
-	-	-	-	-	-	299	25	-	1	-	714	Women	
46	1	-	-	-	14	3320	6	-	6	-	2174	All	Faculties and art academies
21	1	-	-	-	9	803	4	-	1	-	642	Men	
25	-	-	-	-	5	2517	2	-	5	-	1532	Women	
<b>38</b>	-	-	-	-	<b>7</b>	<b>1743</b>	<b>30</b>	-	<b>5</b>	-	<b>924</b>	<b>All</b>	<b>Region Šumadije i Zapadne Srbije</b>
15	-	-	-	-	5	440	5	-	-	-	239	Men	
23	-	-	-	-	2	1303	25	-	5	-	685	Women	
-	-	-	-	-	1	25	28	-	-	-	674	All	Higher schools (colleges) / Academies of applied studies
-	-	-	-	-	1	10	4	-	-	-	160	Men	
-	-	-	-	-	-	15	24	-	-	-	514	Women	
38	-	-	-	-	6	1718	2	-	5	-	250	All	Faculties and art academies
15	-	-	-	-	4	430	1	-	-	-	79	Men	
23	-	-	-	-	2	1288	1	-	5	-	171	Women	
<b>12</b>	<b>1</b>	-	-	-	<b>9</b>	<b>2186</b>	<b>6</b>	-	<b>2</b>	-	<b>2285</b>	<b>All</b>	<b>Region Južne i Istočne Srbije</b>
10	1	-	-	-	6	673	4	-	1	-	724	Men	
2	-	-	-	-	3	1513	2	-	1	-	1561	Women	
4	-	-	-	-	1	584	2	-	1	-	361	All	Higher schools (colleges) / Academies of applied studies
4	-	-	-	-	1	300	1	-	-	-	161	Men	
-	-	-	-	-	-	284	1	-	1	-	200	Women	
8	1	-	-	-	8	1602	4	-	1	-	1924	All	Faculties and art academies
6	1	-	-	-	5	373	3	-	1	-	563	Men	
2	-	-	-	-	3	1229	1	-	-	-	1361	Women	
...	...	...	...	...	...	...	...	...	...	...	...	<b>All</b>	<b>Region Kosovo i Metohija</b>

## 1.9. Foreign students

	Republic of Serbia														
	Total		Srbija – sever		Beogradski region		Region Vojvodine		Srbija – jug		Region Šumadije i Zapadne Srbije		Region Južne i Istočne Srbije		Region Kosovo i Metohija
	All	Women	All	Women	All	Women	All	Women	All	Women	All	Women	All	Women	All
<b>Total</b>	<b>11419</b>	<b>6166</b>	<b>10600</b>	<b>5744</b>	<b>6295</b>	<b>3438</b>	<b>4305</b>	<b>2306</b>	<b>819</b>	<b>422</b>	<b>610</b>	<b>332</b>	<b>209</b>	<b>90</b>	...
Andorra	1	1	1	1	1	1	-	-	-	-	-	-	-	-	...
United Arab Emirates	16	1	16	1	15	-	1	1	-	-	-	-	-	-	...
Afghanistan	10	2	10	2	9	2	1	-	-	-	-	-	-	-	...
Antigua and Barbuda	1	-	1	-	1	-	-	-	-	-	-	-	-	-	...
Albania	12	10	11	10	9	8	2	2	1	-	-	-	1	-	...
Angola	35	16	35	16	35	16	-	-	-	-	-	-	-	-	...
Argentina	4	3	4	3	4	3	-	-	-	-	-	-	-	-	...
Austria	19	7	17	6	7	2	10	4	2	1	1	-	1	1	...
Australia	8	4	7	3	6	2	1	1	1	1	1	1	-	-	...
Azerbaijan	9	3	7	2	5	-	2	2	2	1	2	1	-	-	...
Bosnia and Herzegovina	5942	3273	5746	3182	2484	1434	3262	1748	196	91	180	85	16	6	...
Barbados	1	-	1	-	1	-	-	-	-	-	-	-	-	-	...
Belgium	3	2	3	2	3	2	-	-	-	-	-	-	-	-	...
Bulgaria	5	3	5	3	5	3	-	-	-	-	-	-	-	-	...
Burundi	14	8	14	8	14	8	-	-	-	-	-	-	-	-	...
Benin	1	-	1	-	1	-	-	-	-	-	-	-	-	-	...
Brazil	2	2	2	2	1	1	1	1	-	-	-	-	-	-	...
Bahamas	1	1	-	-	-	-	-	-	1	1	1	1	-	-	...
Belarus	64	47	64	47	64	47	-	-	-	-	-	-	-	-	...
Canada	25	12	25	12	17	7	8	5	-	-	-	-	-	-	...
DR of the Congo	26	12	26	12	26	12	-	-	-	-	-	-	-	-	...
Republic of Congo	14	4	14	4	13	3	1	1	-	-	-	-	-	-	...
Switzerland	10	4	10	4	9	4	1	-	-	-	-	-	-	-	...
Côte d'Ivoire	1	-	1	-	1	-	-	-	-	-	-	-	-	-	...
Chile	1	-	1	-	1	-	-	-	-	-	-	-	-	-	...
Cameroon	1	-	1	-	-	-	1	-	-	-	-	-	-	-	...
China	78	34	77	34	74	33	3	1	1	-	-	-	1	-	...
Cuba	1	1	1	1	1	1	-	-	-	-	-	-	-	-	...
Cabo Verde	11	7	11	7	11	7	-	-	-	-	-	-	-	-	...
Christmas Island	1	-	-	-	-	-	-	-	1	-	1	-	-	-	...
Cyprus	1	1	1	1	1	1	-	-	-	-	-	-	-	-	...
Germany	44	16	40	14	25	9	15	5	4	2	2	-	2	2	...
Denmark	3	-	3	-	2	-	1	-	-	-	-	-	-	-	...
Algeria	4	3	4	3	4	3	-	-	-	-	-	-	-	-	...
Ecuador	1	-	1	-	1	-	-	-	-	-	-	-	-	-	...
Egypt	8	3	8	3	2	1	6	2	-	-	-	-	-	-	...
Eritrea	2	-	2	-	2	-	-	-	-	-	-	-	-	-	...
Spain	10	6	9	5	7	4	2	1	1	1	-	-	1	1	...
Ethiopia	1	-	1	-	1	-	-	-	-	-	-	-	-	-	...
Finland	1	1	1	1	1	1	-	-	-	-	-	-	-	-	...
France	10	5	8	4	8	4	-	-	2	1	1	1	1	-	...
Gabon	2	-	2	-	2	-	-	-	-	-	-	-	-	-	...
Great Britain	25	5	25	5	15	3	10	2	-	-	-	-	-	-	...
Georgia	1	-	1	-	1	-	-	-	-	-	-	-	-	-	...

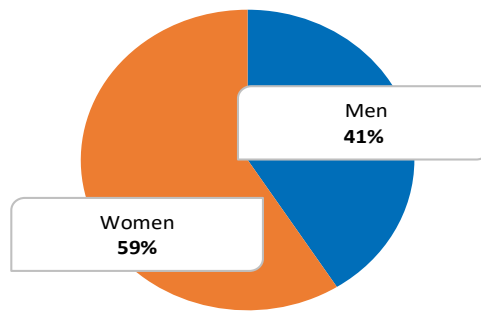
## 1.9. Foreign students (continued)

	Republic of Serbia														
	Total		Srbija – sever		Beogradski region		Region Vojvodine		Srbija – jug		Region Šumadije i Zapadne Srbije		Region Južne i Istočne Srbije		Region Kosovo i Metohija
	All	Women	All	Women	All	Women	All	Women	All	Women	All	Women	All	Women	All
Ghana	50	20	49	20	44	18	5	2	1	-	-	-	1	-	...
Equatorial Guinea	24	10	24	10	24	10	-	-	-	-	-	-	-	-	...
Greece	66	32	57	28	19	11	38	17	9	4	1	1	8	3	...
Guatemala	1	-	1	-	1	-	-	-	-	-	-	-	-	-	...
Guinea Bissau	4	1	4	1	4	1	-	-	-	-	-	-	-	-	...
Honduras	2	1	2	1	1	-	1	1	-	-	-	-	-	-	...
Croatia	330	211	327	211	133	77	194	134	3	-	3	-	-	-	...
Hungary	115	71	115	71	76	50	39	21	-	-	-	-	-	-	...
Indonesia	12	5	12	5	12	5	-	-	-	-	-	-	-	-	...
Ireland	3	2	3	2	2	1	1	1	-	-	-	-	-	-	...
Israel	7	1	5	-	2	-	3	-	2	1	1	-	1	1	...
India	58	13	56	13	8	1	48	12	2	-	1	-	1	-	...
Iraq	30	8	29	8	9	5	20	3	1	-	-	-	1	-	...
Iran	93	44	93	44	56	26	37	18	-	-	-	-	-	-	...
Italy	16	5	14	5	10	2	4	3	2	-	1	-	1	-	...
Jamaica	6	3	6	3	6	3	-	-	-	-	-	-	-	-	...
Jordan	5	1	4	1	4	1	-	-	1	-	-	-	1	-	...
Japan	4	1	4	1	4	1	-	-	-	-	-	-	-	-	...
Kenya	18	12	17	12	17	12	-	-	1	-	1	-	-	-	...
Kyrgyzstan	2	-	2	-	1	-	1	-	-	-	-	-	-	-	...
Saint Kitts and Nevis	1	1	1	1	1	1	-	-	-	-	-	-	-	-	...
Republic of Korea	3	2	3	2	3	2	-	-	-	-	-	-	-	-	...
Kuwait	1	-	1	-	1	-	-	-	-	-	-	-	-	-	...
Kazakhstan	4	1	4	1	2	1	2	-	-	-	-	-	-	-	...
Lebanon	17	5	17	5	17	5	-	-	-	-	-	-	-	-	...
Saint Lucia	2	-	2	-	2	-	-	-	-	-	-	-	-	-	...
Sri Lanka	3	1	3	1	2	-	1	1	-	-	-	-	-	-	...
Lithuania	1	1	1	1	1	1	-	-	-	-	-	-	-	-	...
Latvia	1	1	1	1	1	1	-	-	-	-	-	-	-	-	...
Lybia	104	35	102	35	88	31	14	4	2	-	1	-	1	-	...
Morocco	6	2	6	2	6	2	-	-	-	-	-	-	-	-	...
Moldavia	2	2	2	2	2	2	-	-	-	-	-	-	-	-	...
Montenegro	2932	1656	2514	1421	2155	1198	359	223	418	235	352	212	66	23	...
North Macedonia	129	68	110	57	97	51	13	6	19	11	5	4	14	7	...
Mali	4	-	3	-	3	-	-	-	1	-	1	-	-	-	...
Mongolia	2	2	2	2	2	2	-	-	-	-	-	-	-	-	...
Mauritania	5	-	5	-	5	-	-	-	-	-	-	-	-	-	...
Mexico	3	1	3	1	3	1	-	-	-	-	-	-	-	-	...
Mozambique	3	2	3	2	3	2	-	-	-	-	-	-	-	-	...
Namibia	1	-	1	-	-	-	1	-	-	-	-	-	-	-	...
Niger	1	-	1	-	1	-	-	-	-	-	-	-	-	-	...
Nigeria	49	15	47	14	31	7	16	7	2	1	1	1	1	-	...
The Netherlands	5	1	5	1	4	1	1	-	-	-	-	-	-	-	...
Norway	5	4	4	3	2	1	2	2	1	1	1	1	-	-	...
New Zealand	2	-	2	-	2	-	-	-	-	-	-	-	-	-	...

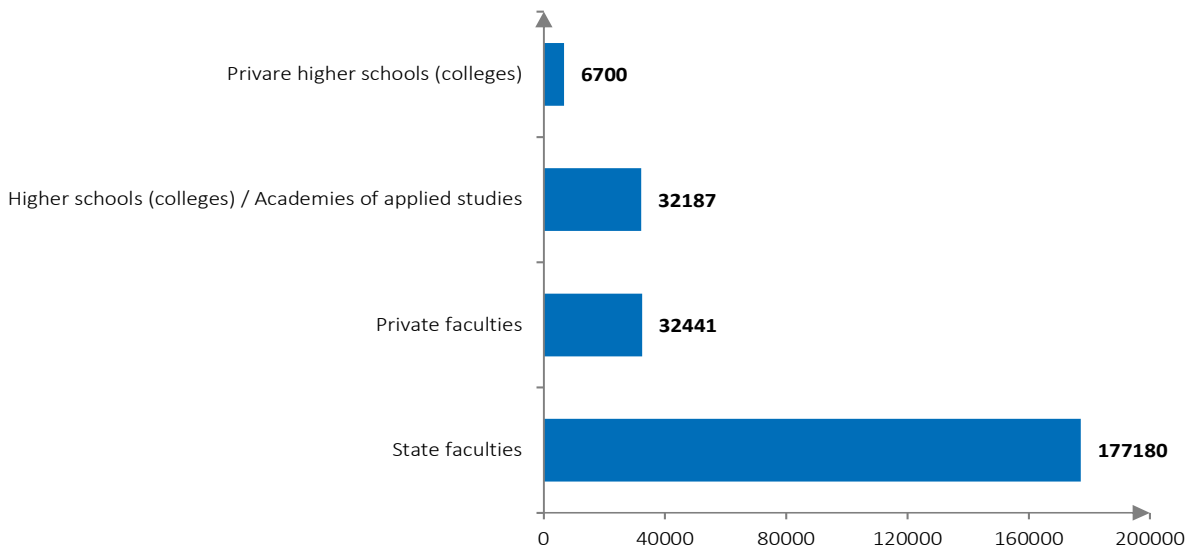
## 1.9. Foreign students (continued)

	Republic of Serbia														
	Total		Srbija – sever		Beogradski region		Region Vojvodine		Srbija – jug		Region Šumadije i Zapadne Srbije		Region Južne i Istočne Srbije		Region Kosovo i Metohija
	All	Women	All	Women	All	Women	All	Women	All	Women	All	Women	All	Women	All
Peru	1	-	1	-	-	-	1	-	-	-	-	-	-	-	...
The Philippines	2	1	2	1	2	1	-	-	-	-	-	-	-	-	...
Pakistan	4	1	3	1	1	-	2	1	1	-	-	-	1	-	...
Poland	7	3	7	3	5	2	2	1	-	-	-	-	-	-	...
Palestine	31	6	24	4	22	4	2	-	7	2	6	2	1	-	...
US minor outlying islands	1	-	1	-	-	-	1	-	-	-	-	-	-	-	...
Reunion	15	7	12	7	8	5	4	2	3	-	-	-	3	-	...
Romania	25	12	12	7	8	5	4	2	13	5	4	1	9	4	...
Russia	189	106	156	89	117	69	39	20	33	17	9	5	24	12	...
Rwanda	6	3	4	1	3	1	1	-	2	2	2	2	-	-	...
Saudi Arabia	161	82	96	48	91	45	5	3	65	34	28	11	37	23	...
Seychelles	2	1	2	1	1	-	1	1	-	-	-	-	-	-	...
Sudan	4	2	4	2	3	1	1	1	-	-	-	-	-	-	...
Sweden	23	19	22	18	17	15	5	3	1	1	-	-	1	1	...
Slovenia	69	39	68	39	32	20	36	19	1	-	-	-	1	-	...
Slovakia	9	4	9	4	4	2	5	2	-	-	-	-	-	-	...
Sierra Leone	3	2	3	2	3	2	-	-	-	-	-	-	-	-	...
Somalia	8	3	8	3	7	3	1	-	-	-	-	-	-	-	...
Suriname	48	36	39	30	36	28	3	2	9	6	3	3	6	3	...
South Sudan	6	1	6	1	6	1	-	-	-	-	-	-	-	-	...
Sao Tome and Principe	7	2	6	2	6	2	-	-	1	-	-	-	1	-	...
El Salvadore	2	2	2	2	2	2	-	-	-	-	-	-	-	-	...
Syria	68	20	67	20	32	14	35	6	1	-	-	-	1	-	...
Eswatini	22	12	22	12	22	12	-	-	-	-	-	-	-	-	...
Chad	2	2	-	-	-	-	-	-	2	2	-	-	2	2	...
Togo	8	1	7	1	7	1	-	-	1	-	-	-	1	-	...
Tunisia	5	1	5	1	1	-	4	1	-	-	-	-	-	-	...
Turkey	40	22	39	22	30	20	9	2	1	-	-	-	1	-	...
Trinidad and Tobago	1	1	1	1	1	1	-	-	-	-	-	-	-	-	...
United Republic of Tanzania	1	1	1	1	-	-	1	1	-	-	-	-	-	-	...
Ukraine	11	6	11	6	11	6	-	-	-	-	-	-	-	-	...
Uganda	9	3	9	3	9	3	-	-	-	-	-	-	-	-	...
United States of America	41	15	40	14	35	13	5	1	1	1	-	-	1	1	...
Venezuela	3	-	3	-	3	-	-	-	-	-	-	-	-	-	...
Vietnam	1	-	1	-	1	-	-	-	-	-	-	-	-	-	...
Vanuatu	3	2	3	2	3	2	-	-	-	-	-	-	-	-	...
South Africa	10	6	10	6	2	-	8	6	-	-	-	-	-	-	...
Zambia	6	2	6	2	6	2	-	-	-	-	-	-	-	-	...
Zimbabwe	3	2	3	2	1	1	2	1	-	-	-	-	-	-	...

**Chart 4** Enrolled students by sex



**Chart 5** Students by tertiary education



## 1.10. Students by age and sex

	Sex	Total	Age					
			18 and less	19	20	21	22	23
	<b>All</b>	<b>248508</b>	<b>5686</b>	<b>34995</b>	<b>32901</b>	<b>31579</b>	<b>26976</b>	<b>22152</b>
<b>REPUBLIC OF SERBIA</b>	Men	102842	2313	14676	13401	12661	10880	8898
	Women	145666	3373	20319	19500	18918	16096	13254
Higher schools (colleges) / Academies of applied studies	All	38887	1418	6513	6394	5769	3762	2677
	Men	18247	750	3112	2900	2657	1836	1354
	Women	20640	668	3401	3494	3112	1926	1323
Faculties and art academies	All	209621	4268	28482	26507	25810	23214	19475
	Men	84595	1563	11564	10501	10004	9044	7544
	Women	125026	2705	16918	16006	15806	14170	11931
<b>SRBIJA – SEVER</b>	All	195381	4216	27038	25830	24930	21433	17445
	Men	81700	1689	11376	10623	10158	8702	7135
	Women	113681	2527	15662	15207	14772	12731	10310
Higher schools (colleges) / Academies of applied studies	All	28466	961	4731	4760	4356	2908	2016
	Men	13710	497	2314	2229	2039	1443	1063
	Women	14756	464	2417	2531	2317	1465	953
Faculties and art academies	All	166915	3255	22307	21070	20574	18525	15429
	Men	67990	1192	9062	8394	8119	7259	6072
	Women	98925	2063	13245	12676	12455	11266	9357
<b>Beogradski region</b>	All	<b>141749</b>	<b>3035</b>	<b>19220</b>	<b>18495</b>	<b>17677</b>	<b>15042</b>	<b>12631</b>
	Men	58636	1198	8119	7556	7175	6096	5119
	Women	83113	1837	11101	10939	10502	8946	7512
Higher schools (colleges) / Academies of applied studies	All	22645	740	3860	3870	3496	2296	1556
	Men	11293	377	1931	1834	1664	1179	887
	Women	11352	363	1929	2036	1832	1117	669
Faculties and art academies	All	119104	2295	15360	14625	14181	12746	11075
	Men	47343	821	6188	5722	5511	4917	4232
	Women	71761	1474	9172	8903	8670	7829	6843
<b>Region Vojvodine</b>	All	<b>53632</b>	<b>1181</b>	<b>7818</b>	<b>7335</b>	<b>7253</b>	<b>6391</b>	<b>4814</b>
	Men	23064	491	3257	3067	2983	2606	2016
	Women	30568	690	4561	4268	4270	3785	2798
Higher schools (colleges)	All	5821	221	871	890	860	612	460
	Men	2417	120	383	395	375	264	176
	Women	3404	101	488	495	485	348	284
Faculties and art academies	All	47811	960	6947	6445	6393	5779	4354
	Men	20647	371	2874	2672	2608	2342	1840
	Women	27164	589	4073	3773	3785	3437	2514
<b>SRBIJA – JUG</b>	All	53127	1470	7957	7071	6649	5543	4707
	Men	21142	624	3300	2778	2503	2178	1763
	Women	31985	846	4657	4293	4146	3365	2944
Higher schools (colleges) / Academies of applied studies	All	10421	457	1782	1634	1413	854	661
	Men	4537	253	798	671	618	393	291
	Women	5884	204	984	963	795	461	370
Faculties and art academies	All	42706	1013	6175	5437	5236	4689	4046
	Men	16605	371	2502	2107	1885	1785	1472
	Women	26101	642	3673	3330	3351	2904	2574
<b>Region Šumadije i Zapadne Srbije</b>	All	<b>25230</b>	<b>779</b>	<b>4164</b>	<b>3595</b>	<b>3322</b>	<b>2677</b>	<b>2023</b>
	Men	9419	320	1705	1326	1223	1003	726
	Women	15811	459	2459	2269	2099	1674	1297
Higher schools (colleges) / Academies of applied studies	All	6099	257	1088	950	837	498	376
	Men	2331	131	447	337	336	204	139
	Women	3768	126	641	613	501	294	237
Faculties and art academies	All	19131	522	3076	2645	2485	2179	1647
	Men	7088	189	1258	989	887	799	587
	Women	12043	333	1818	1656	1598	1380	1060
<b>Region Južne i Istočne Srbije</b>	All	<b>27897</b>	<b>691</b>	<b>3793</b>	<b>3476</b>	<b>3327</b>	<b>2866</b>	<b>2684</b>
	Men	11723	304	1595	1452	1280	1175	1037
	Women	16174	387	2198	2024	2047	1691	1647
Higher schools (colleges) / Academies of applied studies	All	4322	200	694	684	576	356	285
	Men	2206	122	351	334	282	189	152
	Women	2116	78	343	350	294	167	133
Faculties and art academies	All	23575	491	3099	2792	2751	2510	2399
	Men	9517	182	1244	1118	998	986	885
	Women	14058	309	1855	1674	1753	1524	1514
<b>Region Kosovo i Metohija</b>	All	...	...	...	...	...	...	...



Age								Sex	
24	25	26	27	28	29	30–34	35 and over		
<b>18059</b>	<b>13991</b>	<b>10889</b>	<b>8672</b>	<b>6778</b>	<b>5399</b>	<b>15392</b>	<b>15039</b>	<b>All</b>	
7555	6115	4852	3798	2917	2281	6307	6188	Men	<b>REPUBLIC OF SERBIA</b>
10504	7876	6037	4874	3861	3118	9085	8851	Women	
2119	1449	1014	796	611	482	1838	4045	All	Higher schools (colleges) / Academies of applied studies
1083	782	562	433	307	240	823	1408	Men	
1036	667	452	363	304	242	1015	2637	Women	
15940	12542	9875	7876	6167	4917	13554	10994	All	Faculties and art academies
6472	5333	4290	3365	2610	2041	5484	4780	Men	
9468	7209	5585	4511	3557	2876	8070	6214	Women	
14332	11173	8615	6937	5433	4280	12156	11563	All	SRBIJA – SEVER
6058	4953	3893	3074	2371	1850	5042	4776	Men	
8274	6220	4722	3863	3062	2430	7114	6787	Women	
1636	1112	768	596	439	346	1185	2652	All	Higher schools (colleges) / Academies of applied studies
854	636	450	331	240	179	554	881	Men	
782	476	318	265	199	167	631	1771	Women	
12696	10061	7847	6341	4994	3934	10971	8911	All	Faculties and art academies
5204	4317	3443	2743	2131	1671	4488	3895	Men	
7492	5744	4404	3598	2863	2263	6483	5016	Women	
<b>10547</b>	<b>8199</b>	<b>6383</b>	<b>5125</b>	<b>4063</b>	<b>3258</b>	<b>9311</b>	<b>8763</b>	<b>All</b>	<b>Beogradski region</b>
4335	3541	2805	2213	1764	1345	3777	3593	Men	
6212	4658	3578	2912	2299	1913	5534	5170	Women	
1297	894	629	457	338	265	917	2030	All	Higher schools (colleges) / Academies of applied studies
718	542	383	267	194	146	456	715	Men	
579	352	246	190	144	119	461	1315	Women	
9250	7305	5754	4668	3725	2993	8394	6733	All	Faculties and art academies
3617	2999	2422	1946	1570	1199	3321	2878	Men	
5633	4306	3332	2722	2155	1794	5073	3855	Women	
<b>3785</b>	<b>2974</b>	<b>2232</b>	<b>1812</b>	<b>1370</b>	<b>1022</b>	<b>2845</b>	<b>2800</b>	<b>All</b>	<b>Region Vojvodine</b>
1723	1412	1088	861	607	505	1265	1183	Men	
2062	1562	1144	951	763	517	1580	1617	Women	
339	218	139	139	101	81	268	622	All	Higher schools (colleges)
136	94	67	64	46	33	98	166	Men	
203	124	72	75	55	48	170	456	Women	
3446	2756	2093	1673	1269	941	2577	2178	All	Faculties and art academies
1587	1318	1021	797	561	472	1167	1017	Men	
1859	1438	1072	876	708	469	1410	1161	Women	
3727	2818	2274	1735	1345	1119	3236	3476	All	SRBIJA – JUG
1497	1162	959	724	546	431	1265	1412	Men	
2230	1656	1315	1011	799	688	1971	2064	Women	
483	337	246	200	172	136	653	1393	All	Higher schools (colleges) / Academies of applied studies
229	146	112	102	67	61	269	527	Men	
254	191	134	98	105	75	384	866	Women	
3244	2481	2028	1535	1173	983	2583	2083	All	Faculties and art academies
1268	1016	847	622	479	370	996	885	Men	
1976	1465	1181	913	694	613	1587	1198	Women	
<b>1562</b>	<b>1118</b>	<b>889</b>	<b>671</b>	<b>566</b>	<b>466</b>	<b>1470</b>	<b>1928</b>	<b>All</b>	<b>Region Šumadije i Zapadne Srbije</b>
572	431	331	237	194	172	512	667	Men	
990	687	558	434	372	294	958	1261	Women	
273	188	143	112	114	86	384	793	All	Higher schools (colleges) / Academies of applied studies
106	77	53	48	30	34	139	250	Men	
167	111	90	64	84	52	245	543	Women	
1289	930	746	559	452	380	1086	1135	All	Faculties and art academies
466	354	278	189	164	138	373	417	Men	
823	576	468	370	288	242	713	718	Women	
<b>2165</b>	<b>1700</b>	<b>1385</b>	<b>1064</b>	<b>779</b>	<b>653</b>	<b>1766</b>	<b>1548</b>	<b>All</b>	<b>Region Južne i Istočne Srbije</b>
925	731	628	487	352	259	753	745	Men	
1240	969	757	577	427	394	1013	803	Women	
210	149	103	88	58	50	269	600	All	Higher schools (colleges) / Academies of applied studies
123	69	59	54	37	27	130	277	Men	
87	80	44	34	21	23	139	323	Women	
1955	1551	1282	976	721	603	1497	948	All	Faculties and art academies
802	662	569	433	315	232	623	468	Men	
1153	889	713	543	406	371	874	480	Women	
...	...	...	...	...	...	...	...	<b>All</b>	<b>Region Kosovo i Metohija</b>

### 1.11. Students by marital status

	Total			Not married			Married, live in a consensual union			Divorced			Widowed		
	All	Men	Women	All	Men	Women	All	Men	Women	All	Men	Women	All	Men	Women
<b>REPUBLIC OF SERBIA</b>	<b>248508</b>	<b>102842</b>	<b>145666</b>	<b>227205</b>	<b>96106</b>	<b>131099</b>	<b>19566</b>	<b>6260</b>	<b>13306</b>	<b>1516</b>	<b>412</b>	<b>1104</b>	<b>221</b>	<b>64</b>	<b>157</b>
Higher schools (colleges)/ Academies of applied studies	38887	18247	20640	33639	16600	17039	4676	1512	3164	520	119	401	52	16	36
Faculties and art academies	209621	84595	125026	193566	79506	114060	14890	4748	10142	996	293	703	169	48	121
<b>SRBIJA – SEVER</b>	<b>195381</b>	<b>81700</b>	<b>113681</b>	<b>179994</b>	<b>76796</b>	<b>103198</b>	<b>14060</b>	<b>4532</b>	<b>9528</b>	<b>1153</b>	<b>321</b>	<b>832</b>	<b>174</b>	<b>51</b>	<b>123</b>
Higher schools (colleges)/ Academies of applied studies	28466	13710	14756	25108	12662	12446	2966	961	2005	355	74	281	37	13	24
Faculties and art academies	166915	67990	98925	154886	64134	90752	11094	3571	7523	798	247	551	137	38	99
<b>Beogradski region</b>	<b>141749</b>	<b>58636</b>	<b>83113</b>	<b>130967</b>	<b>54802</b>	<b>76165</b>	<b>9755</b>	<b>3536</b>	<b>6219</b>	<b>893</b>	<b>260</b>	<b>633</b>	<b>134</b>	<b>38</b>	<b>96</b>
Higher schools (colleges)/ Academies of applied studies	22645	11293	11352	20152	10450	9702	2191	770	1421	274	62	212	28	11	17
Faculties and art academies	119104	47343	71761	110815	44352	66463	7564	2766	4798	619	198	421	106	27	79
<b>Region Vojvodine</b>	<b>53632</b>	<b>23064</b>	<b>30568</b>	<b>49027</b>	<b>21994</b>	<b>27033</b>	<b>4305</b>	<b>996</b>	<b>3309</b>	<b>260</b>	<b>61</b>	<b>199</b>	<b>40</b>	<b>13</b>	<b>27</b>
Higher schools (colleges)	5821	2417	3404	4956	2212	2744	775	191	584	81	12	69	9	2	7
Faculties and art academies	47811	20647	27164	44071	19782	24289	3530	805	2725	179	49	130	31	11	20
<b>SRBIJA – JUG</b>	<b>53127</b>	<b>21142</b>	<b>31985</b>	<b>47211</b>	<b>19310</b>	<b>27901</b>	<b>5506</b>	<b>1728</b>	<b>3778</b>	<b>363</b>	<b>91</b>	<b>272</b>	<b>47</b>	<b>13</b>	<b>34</b>
Higher schools (colleges)/ Academies of applied studies	10421	4537	5884	8531	3938	4593	1710	551	1159	165	45	120	15	3	12
Faculties and art academies	42706	16605	26101	38680	15372	23308	3796	1177	2619	198	46	152	32	10	22
<b>Region Šumadije i Zapadne Srbije</b>	<b>25230</b>	<b>9419</b>	<b>15811</b>	<b>21969</b>	<b>8569</b>	<b>13400</b>	<b>3017</b>	<b>800</b>	<b>2217</b>	<b>221</b>	<b>44</b>	<b>177</b>	<b>23</b>	<b>6</b>	<b>17</b>
Higher schools (colleges)/ Academies of applied studies	6099	2331	3768	4938	2049	2889	1036	259	777	116	22	94	9	1	8
Faculties and art academies	19131	7088	12043	17031	6520	10511	1981	541	1440	105	22	83	14	5	9
<b>Region Južne i Istočne Srbije</b>	<b>27897</b>	<b>11723</b>	<b>16174</b>	<b>25242</b>	<b>10741</b>	<b>14501</b>	<b>2489</b>	<b>928</b>	<b>1561</b>	<b>142</b>	<b>47</b>	<b>95</b>	<b>24</b>	<b>7</b>	<b>17</b>
Higher schools (colleges)/ Academies of applied studies	4322	2206	2116	3593	1889	1704	674	292	382	49	23	26	6	2	4
Faculties and art academies	23575	9517	14058	21649	8852	12797	1815	636	1179	93	24	69	18	5	13
<b>Region Kosovo i Metohija</b>	...	...	...	...	...	...	...	...	...	...	...	...	...	...	...

## 1.12. Students by way of supporting themselves during studies

	Dependent		Personal income (savings, property income, inheritance, etc.)		Scholarships granted by public institutions (Ministry of Education, regional, municipal authorities, etc.)		Loans granted by public authorities (Ministry of Education, regional, municipal authorities, etc.)		Scholarships granted by companies		Commercial loans		Other financing sources	
	All	Women	All	Women	All	Women	All	Women	All	Women	All	Women	All	Women
<b>REPUBLIC OF SERBIA</b>	<b>190431</b>	<b>113022</b>	<b>44510</b>	<b>23542</b>	<b>12980</b>	<b>7997</b>	<b>1787</b>	<b>1181</b>	<b>2611</b>	<b>1307</b>	<b>297</b>	<b>169</b>	<b>23353</b>	<b>13330</b>
Higher schools (colleges) / Academies of applied studies	27096	14158	9759	5127	464	262	85	46	203	88	35	19	4821	2575
Faculties and art academies	163335	98864	34751	18415	12516	7735	1702	1135	2408	1219	262	150	18532	10755
<b>SRBIJA - SEVER</b>	<b>149029</b>	<b>87639</b>	<b>35202</b>	<b>18457</b>	<b>11728</b>	<b>7152</b>	<b>1312</b>	<b>843</b>	<b>2439</b>	<b>1223</b>	<b>283</b>	<b>163</b>	<b>18167</b>	<b>10419</b>
Higher schools (colleges) / Academies of applied studies	20222	10317	7095	3609	360	201	67	34	170	73	32	16	3483	1812
Faculties and art academies	128807	77322	28107	14848	11368	6951	1245	809	2269	1150	251	147	14684	8607
<b>Beogradski region</b>	<b>105315</b>	<b>62646</b>	<b>25990</b>	<b>13707</b>	<b>9463</b>	<b>5782</b>	<b>1037</b>	<b>666</b>	<b>2119</b>	<b>1082</b>	<b>250</b>	<b>144</b>	<b>14077</b>	<b>7981</b>
Higher schools (colleges) / Academies of applied studies	16214	8042	5752	2751	230	134	57	26	138	63	28	12	2639	1314
Faculties and art academies	89101	54604	20238	10956	9233	5648	980	640	1981	1019	222	132	11438	6667
<b>Region Vojvodine</b>	<b>43714</b>	<b>24993</b>	<b>9212</b>	<b>4750</b>	<b>2265</b>	<b>1370</b>	<b>275</b>	<b>177</b>	<b>320</b>	<b>141</b>	<b>33</b>	<b>19</b>	<b>4090</b>	<b>2438</b>
Higher schools (colleges)	4008	2275	1343	858	130	67	10	8	32	10	4	4	844	498
Faculties and art academies	39706	22718	7869	3892	2135	1303	265	169	288	131	29	15	3246	1940
<b>SRBIJA - JUG</b>	<b>41402</b>	<b>25383</b>	<b>9308</b>	<b>5085</b>	<b>1252</b>	<b>845</b>	<b>475</b>	<b>338</b>	<b>172</b>	<b>84</b>	<b>14</b>	<b>6</b>	<b>5186</b>	<b>2911</b>
Higher schools (colleges) / Academies of applied studies	6874	3841	2664	1518	104	61	18	12	33	15	3	3	1338	763
Faculties and art academies	34528	21542	6644	3567	1148	784	457	326	139	69	11	3	3848	2148
<b>Region Šumadije i Zapadne Srbije</b>	<b>19036</b>	<b>12007</b>	<b>4903</b>	<b>2900</b>	<b>531</b>	<b>391</b>	<b>221</b>	<b>171</b>	<b>85</b>	<b>47</b>	<b>8</b>	<b>3</b>	<b>2543</b>	<b>1519</b>
Higher schools (colleges) / Academies of applied studies	3892	2368	1702	1037	66	41	11	9	25	13	2	2	812	522
Faculties and art academies	15144	9639	3201	1863	465	350	210	162	60	34	6	1	1731	997
<b>Region Južne i Istočne Srbije</b>	<b>22366</b>	<b>13376</b>	<b>4405</b>	<b>2185</b>	<b>721</b>	<b>454</b>	<b>254</b>	<b>167</b>	<b>87</b>	<b>37</b>	<b>6</b>	<b>3</b>	<b>2643</b>	<b>1392</b>
Higher schools (colleges) / Academies of applied studies	2982	1473	962	481	38	20	7	3	8	2	1	1	526	241
Faculties and art academies	19384	11903	3443	1704	683	434	247	164	79	35	5	2	2117	1151
<b>Region Kosovo i Metohija</b>	...	...	...	...	...	...	...	...	...	...	...	...	...	...

### 1.13. Students by main way of supporting themselves during the studies

	Total		Dependent		Personal income (savings, property income, inheritance, etc.)		Scholarship granted by public institutions (Ministry of Education, regional, municipal authorities, etc.)		Loan granted by public authorities (Ministry of Education, regional, municipal authorities, etc.)		Scholarships granted by companies		Commercial loans		Other financing sources	
	All	Women	All	Women	All	Women	All	Women	All	Women	All	Women	All	Women	All	Women
<b>REPUBLIC OF SERBIA</b>	<b>248508</b>	<b>145666</b>	<b>185544</b>	<b>110461</b>	<b>33427</b>	<b>17919</b>	<b>8269</b>	<b>4963</b>	<b>339</b>	<b>215</b>	<b>1459</b>	<b>738</b>	<b>98</b>	<b>61</b>	<b>19372</b>	<b>11309</b>
Higher schools (colleges)/ Academies of applied studies	38887	20640	26368	13801	8001	4368	155	78	21	13	124	62	22	15	4196	2303
Faculties and art academies	209621	125026	159176	96660	25426	13551	8114	4885	318	202	1335	676	76	46	15176	9006
<b>SRBIJA - SEVER</b>	<b>195381</b>	<b>113681</b>	<b>145020</b>	<b>85543</b>	<b>25751</b>	<b>13670</b>	<b>8003</b>	<b>4791</b>	<b>261</b>	<b>163</b>	<b>1388</b>	<b>704</b>	<b>89</b>	<b>56</b>	<b>14869</b>	<b>8754</b>
Higher schools (colleges)/ Academies of applied studies	28466	14756	19652	10052	5595	2975	114	55	17	12	101	50	20	13	2967	1599
Faculties and art academies	166915	98925	125368	75491	20156	10695	7889	4736	244	151	1287	654	69	43	11902	7155
<b>Beogradski region</b>	<b>141749</b>	<b>83113</b>	<b>102554</b>	<b>61168</b>	<b>19130</b>	<b>10148</b>	<b>7131</b>	<b>4340</b>	<b>201</b>	<b>120</b>	<b>1247</b>	<b>644</b>	<b>75</b>	<b>47</b>	<b>11411</b>	<b>6646</b>
Higher schools (colleges)/ Academies of applied studies	22645	11352	15744	7836	4500	2267	61	31	14	9	84	45	17	10	2225	1154
Faculties and art academies	119104	71761	86810	53332	14630	7881	7070	4309	187	111	1163	599	58	37	9186	5492
<b>Region Vojvodine</b>	<b>53632</b>	<b>30568</b>	<b>42466</b>	<b>24375</b>	<b>6621</b>	<b>3522</b>	<b>872</b>	<b>451</b>	<b>60</b>	<b>43</b>	<b>141</b>	<b>60</b>	<b>14</b>	<b>9</b>	<b>3458</b>	<b>2108</b>
Higher schools (colleges)	5821	3404	3908	2216	1095	708	53	24	3	3	17	5	3	3	742	445
Faculties and art academies	47811	27164	38558	22159	5526	2814	819	427	57	40	124	55	11	6	2716	1663
<b>SRBIJA - JUG</b>	<b>53127</b>	<b>31985</b>	<b>40524</b>	<b>24918</b>	<b>7676</b>	<b>4249</b>	<b>266</b>	<b>172</b>	<b>78</b>	<b>52</b>	<b>71</b>	<b>34</b>	<b>9</b>	<b>5</b>	<b>4503</b>	<b>2555</b>
Higher schools (colleges)/ Academies of applied studies	10421	5884	6716	3749	2406	1393	41	23	4	1	23	12	2	2	1229	704
Faculties and art academies	42706	26101	33808	21169	5270	2856	225	149	74	51	48	22	7	3	3274	1851
<b>Region Šumadije i Zapadne Srbije</b>	<b>25230</b>	<b>15811</b>	<b>18638</b>	<b>11791</b>	<b>4117</b>	<b>2510</b>	<b>101</b>	<b>71</b>	<b>44</b>	<b>30</b>	<b>40</b>	<b>23</b>	<b>5</b>	<b>3</b>	<b>2285</b>	<b>1383</b>
Higher schools (colleges)/ Academies of applied studies	6099	3768	3794	2310	1524	950	22	16	2	1	20	11	2	2	735	478
Faculties and art academies	19131	12043	14844	9481	2593	1560	79	55	42	29	20	12	3	1	1550	905
<b>Region Južne i Istočne Srbije</b>	<b>27897</b>	<b>16174</b>	<b>21886</b>	<b>13127</b>	<b>3559</b>	<b>1739</b>	<b>165</b>	<b>101</b>	<b>34</b>	<b>22</b>	<b>31</b>	<b>11</b>	<b>4</b>	<b>2</b>	<b>2218</b>	<b>1172</b>
Higher schools (colleges)/ Academies of applied studies	4322	2116	2922	1439	882	443	19	7	2	-	3	1	-	-	494	226
Faculties and art academies	23575	14058	18964	11688	2677	1296	146	94	32	22	28	10	4	2	1724	946
<b>Region Kosovo i Metohija</b>	...	...	...	...	...	...	...	...	...	...	...	...	...	...	...	...



### 1.14. Does the student supports other persons

	No		Yes, child/children		Yes, spouse, partner		Yes, parents		Yes, other persons		Students who did not answer to the question	
	All	Women	All	Women	All	Women	All	Women	All	Women	All	Women
<b>REPUBLIC OF SERBIA</b>	<b>228820</b>	<b>133930</b>	<b>13885</b>	<b>9095</b>	<b>2266</b>	<b>505</b>	<b>1890</b>	<b>945</b>	<b>1032</b>	<b>539</b>	<b>1341</b>	<b>690</b>
Higher schools (colleges)/ Academies of applied studies	33877	17380	4105	2853	560	137	399	192	238	118	177	101
Faculties and art academies	194943	116550	9780	6242	1706	368	1491	753	794	421	1164	589
<b>SRBIJA - SEVER</b>	<b>181367</b>	<b>105461</b>	<b>9869</b>	<b>6355</b>	<b>1659</b>	<b>370</b>	<b>1533</b>	<b>780</b>	<b>802</b>	<b>422</b>	<b>444</b>	<b>226</b>
Higher schools (colleges)/ Academies of applied studies	25174	12614	2645	1848	352	82	305	146	174	81	122	74
Faculties and art academies	156193	92847	7224	4507	1307	288	1228	634	628	341	322	152
<b>Beogradski region</b>	<b>131230</b>	<b>76988</b>	<b>7448</b>	<b>4801</b>	<b>1292</b>	<b>301</b>	<b>1254</b>	<b>647</b>	<b>694</b>	<b>363</b>	<b>254</b>	<b>147</b>
Higher schools (colleges)/ Academies of applied studies	20104	9770	1975	1327	276	63	267	123	148	67	116	70
Faculties and art academies	111126	67218	5473	3474	1016	238	987	524	546	296	138	77
<b>Region Vojvodine</b>	<b>50137</b>	<b>28473</b>	<b>2421</b>	<b>1554</b>	<b>367</b>	<b>69</b>	<b>279</b>	<b>133</b>	<b>108</b>	<b>59</b>	<b>190</b>	<b>79</b>
Higher schools (colleges)	5070	2844	670	521	76	19	38	23	26	14	6	4
Faculties and art academies	45067	25629	1751	1033	291	50	241	110	82	45	184	75
<b>SRBIJA - JUG</b>	<b>47453</b>	<b>28469</b>	<b>4016</b>	<b>2740</b>	<b>607</b>	<b>135</b>	<b>357</b>	<b>165</b>	<b>230</b>	<b>117</b>	<b>897</b>	<b>464</b>
Higher schools (colleges)/ Academies of applied studies	8703	4766	1460	1005	208	55	94	46	64	37	55	27
Faculties and art academies	38750	23703	2556	1735	399	80	263	119	166	80	842	437
<b>Region Šumadije i Zapadne Srbije</b>	<b>22582</b>	<b>13962</b>	<b>2255</b>	<b>1666</b>	<b>283</b>	<b>71</b>	<b>177</b>	<b>90</b>	<b>123</b>	<b>70</b>	<b>37</b>	<b>20</b>
Higher schools (colleges)/ Academies of applied studies	5061	3011	916	698	111	35	66	35	43	27	3	2
Faculties and art academies	17521	10951	1339	968	172	36	111	55	80	43	34	18
<b>Region Južne i Istočne Srbije</b>	<b>24871</b>	<b>14507</b>	<b>1761</b>	<b>1074</b>	<b>324</b>	<b>64</b>	<b>180</b>	<b>75</b>	<b>107</b>	<b>47</b>	<b>860</b>	<b>444</b>
Higher schools (colleges)/ Academies of applied studies	3642	1755	544	307	97	20	28	11	21	10	52	25
Faculties and art academies	21229	12752	1217	767	227	44	152	64	86	37	808	419
<b>Region Kosovo i Metohija</b>	...	...	...	...	...	...	...	...	...	...	...	...

### 1.15. Students by type of accommodation during the studies

	Total		At parents'		Rented dwelling		Students' dormitory		Own dwelling		At relatives'		Other	
	All	Women	All	Women	All	Women	All	Women	All	Women	All	Women	All	Women
<b>REPUBLIC OF SERBIA</b>	<b>248508</b>	<b>145666</b>	<b>119697</b>	<b>68218</b>	<b>65536</b>	<b>40036</b>	<b>17182</b>	<b>10412</b>	<b>25339</b>	<b>15543</b>	<b>4809</b>	<b>2973</b>	<b>15945</b>	<b>8484</b>
Higher schools (colleges) / Academies of applied studies	38887	20640	22662	11144	7393	4235	1679	857	4976	3100	638	342	1539	962
Faculties and art academies	209621	125026	97035	57074	58143	35801	15503	9555	20363	12443	4171	2631	14406	7522
<b>SRBIJA - SEVER</b>	<b>195381</b>	<b>113681</b>	<b>92713</b>	<b>52970</b>	<b>50807</b>	<b>30551</b>	<b>14134</b>	<b>8576</b>	<b>19776</b>	<b>11968</b>	<b>4117</b>	<b>2526</b>	<b>13834</b>	<b>7090</b>
Higher schools (colleges) / Academies of applied studies	28466	14756	16353	7849	5691	3179	1352	698	3486	2099	530	269	1054	662
Faculties and art academies	166915	98925	76360	45121	45116	27372	12782	7878	16290	9869	3587	2257	12780	6428
<b>Beogradski region</b>	<b>141749</b>	<b>83113</b>	<b>74738</b>	<b>42066</b>	<b>31411</b>	<b>19854</b>	<b>11336</b>	<b>6748</b>	<b>15352</b>	<b>9088</b>	<b>3556</b>	<b>2182</b>	<b>5356</b>	<b>3175</b>
Higher schools (colleges) / Academies of applied studies	22645	11352	13049	5975	4632	2549	1005	561	2659	1517	460	233	840	517
Faculties and art academies	119104	71761	61689	36091	26779	17305	10331	6187	12693	7571	3096	1949	4516	2658
<b>Region Vojvodine</b>	<b>53632</b>	<b>30568</b>	<b>17975</b>	<b>10904</b>	<b>19396</b>	<b>10697</b>	<b>2798</b>	<b>1828</b>	<b>4424</b>	<b>2880</b>	<b>561</b>	<b>344</b>	<b>8478</b>	<b>3915</b>
Higher schools (colleges)	5821	3404	3304	1874	1059	630	347	137	827	582	70	36	214	145
Faculties and art academies	47811	27164	14671	9030	18337	10067	2451	1691	3597	2298	491	308	8264	3770
<b>SRBIJA - JUG</b>	<b>53127</b>	<b>31985</b>	<b>26984</b>	<b>15248</b>	<b>14729</b>	<b>9485</b>	<b>3048</b>	<b>1836</b>	<b>5563</b>	<b>3575</b>	<b>692</b>	<b>447</b>	<b>2111</b>	<b>1394</b>
Higher schools (colleges) / Academies of applied studies	10421	5884	6309	3295	1702	1056	327	159	1490	1001	108	73	485	300
Faculties and art academies	42706	26101	20675	11953	13027	8429	2721	1677	4073	2574	584	374	1626	1094
<b>Region Šumadije i Zapadne Srbije</b>	<b>25230</b>	<b>15811</b>	<b>12535</b>	<b>7270</b>	<b>7109</b>	<b>4804</b>	<b>1688</b>	<b>1019</b>	<b>2711</b>	<b>1885</b>	<b>291</b>	<b>204</b>	<b>896</b>	<b>629</b>
Higher schools (colleges) / Academies of applied studies	6099	3768	3479	1976	1175	812	174	76	949	677	66	47	256	180
Faculties and art academies	19131	12043	9056	5294	5934	3992	1514	943	1762	1208	225	157	640	449
<b>Region Južne i Istočne Srbije</b>	<b>27897</b>	<b>16174</b>	<b>14449</b>	<b>7978</b>	<b>7620</b>	<b>4681</b>	<b>1360</b>	<b>817</b>	<b>2852</b>	<b>1690</b>	<b>401</b>	<b>243</b>	<b>1215</b>	<b>765</b>
Higher schools (colleges) / Academies of applied studies	4322	2116	2830	1319	527	244	153	83	541	324	42	26	229	120
Faculties and art academies	23575	14058	11619	6659	7093	4437	1207	734	2311	1366	359	217	986	645
<b>Region Kosovo i Metohija</b>	...	...	...	...	...	...	...	...	...	...	...	...	...	...

## 1.16. Students by educational level of father and mother

	Total	Father's educational level						Mother's educational level					
		Primary school or less	Secondary school	Tertiary education	Master	Doctorate	Unknown	Primary school or less	Secondary school	Tertiary education	Master	Doctorate	Unknown
<b>REPUBLIC OF SERBIA</b>	<b>248508</b>	<b>9108</b>	<b>142716</b>	<b>60170</b>	<b>21725</b>	<b>4861</b>	<b>9928</b>	<b>10865</b>	<b>136913</b>	<b>63747</b>	<b>25261</b>	<b>3609</b>	<b>8113</b>
Higher schools (colleges) / Academies of applied studies	38887	2172	26722	6466	1597	254	1676	2483	25926	6811	2012	217	1438
Faculties and art academies	209621	6936	115994	53704	20128	4607	8252	8382	110987	56936	23249	3392	6675
<b>SRBIJA - SEVER</b>	<b>195381</b>	<b>6279</b>	<b>108689</b>	<b>49122</b>	<b>18833</b>	<b>4159</b>	<b>8299</b>	<b>7194</b>	<b>103021</b>	<b>53108</b>	<b>22155</b>	<b>3127</b>	<b>6776</b>
Higher schools (colleges) / Academies of applied studies	28466	1353	19267	5024	1357	210	1255	1520	18471	5475	1737	185	1078
Faculties and art academies	166915	4926	89422	44098	17476	3949	7044	5674	84550	47633	20418	2942	5698
<b>Beogradski region</b>	<b>141749</b>	<b>4008</b>	<b>76900</b>	<b>40248</b>	<b>13421</b>	<b>3346</b>	<b>3826</b>	<b>4704</b>	<b>72974</b>	<b>43118</b>	<b>15591</b>	<b>2504</b>	<b>2858</b>
Higher schools (colleges) / Academies of applied studies	22645	901	15072	4251	1202	179	1040	1039	14531	4554	1460	147	914
Faculties and art academies	119104	3107	61828	35997	12219	3167	2786	3665	58443	38564	14131	2357	1944
<b>Region Vojvodine</b>	<b>53632</b>	<b>2271</b>	<b>31789</b>	<b>8874</b>	<b>5412</b>	<b>813</b>	<b>4473</b>	<b>2490</b>	<b>30047</b>	<b>9990</b>	<b>6564</b>	<b>623</b>	<b>3918</b>
Higher schools (colleges)	5821	452	4195	773	155	31	215	481	3940	921	277	38	164
Faculties and art academies	47811	1819	27594	8101	5257	782	4258	2009	26107	9069	6287	585	3754
<b>SRBIJA - JUG</b>	<b>53127</b>	<b>2829</b>	<b>34027</b>	<b>11048</b>	<b>2892</b>	<b>702</b>	<b>1629</b>	<b>3671</b>	<b>33892</b>	<b>10639</b>	<b>3106</b>	<b>482</b>	<b>1337</b>
Higher schools (colleges) / Academies of applied studies	10421	819	7455	1442	240	44	421	963	7455	1336	275	32	360
Faculties and art academies	42706	2010	26572	9606	2652	658	1208	2708	26437	9303	2831	450	977
<b>Region Šumadije i Zapadne Srbije</b>	<b>25230</b>	<b>1802</b>	<b>16830</b>	<b>4394</b>	<b>1045</b>	<b>237</b>	<b>922</b>	<b>2298</b>	<b>16731</b>	<b>4162</b>	<b>1163</b>	<b>125</b>	<b>751</b>
Higher schools (colleges) / Academies of applied studies	6099	546	4346	790	126	24	267	636	4309	759	153	16	226
Faculties and art academies	19131	1256	12484	3604	919	213	655	1662	12422	3403	1010	109	525
<b>Region Južne i Istočne Srbije</b>	<b>27897</b>	<b>1027</b>	<b>17197</b>	<b>6654</b>	<b>1847</b>	<b>465</b>	<b>707</b>	<b>1373</b>	<b>17161</b>	<b>6477</b>	<b>1943</b>	<b>357</b>	<b>586</b>
Higher schools (colleges) / Academies of applied studies	4322	273	3109	652	114	20	154	327	3146	577	122	16	134
Faculties and art academies	23575	754	14088	6002	1733	445	553	1046	14015	5900	1821	341	452
<b>Region Kosovo i Metohija</b>	...	...	...	...	...	...	...	...	...	...	...	...	...

## 1.17. Employment status of students and parents/supporter

	Total number of students	Students' employment status			Parents'/supporter's employment status	
		Employed	Unemployed	Unknown	Employed	Unemployed
<b>REPUBLIC OF SERBIA</b>	<b>248508</b>	<b>54128</b>	<b>193745</b>	<b>635</b>	<b>193949</b>	<b>54559</b>
Faculties and art academies	209621	40616	168560	445	165934	43687
Higher schools (colleges) / Academies of applied studies	38887	13512	25185	190	28015	10872
<b>SRBIJA – SEVER</b>	<b>195381</b>	<b>41817</b>	<b>153140</b>	<b>424</b>	<b>155873</b>	<b>39508</b>
Faculties and art academies	166915	32028	134599	288	134378	32537
Higher schools (colleges) / Academies of applied studies	28466	9789	18541	136	21495	6971
<b>Beogradski region</b>	<b>141749</b>	<b>32919</b>	<b>108545</b>	<b>285</b>	<b>114552</b>	<b>27197</b>
Faculties and art academies	119104	25148	93791	165	97402	21702
Higher schools (colleges) / Academies of applied studies	22645	7771	14754	120	17150	5495
<b>Region Vojvodine</b>	<b>53632</b>	<b>8898</b>	<b>44595</b>	<b>139</b>	<b>41321</b>	<b>12311</b>
Faculties and art academies	47811	6880	40808	123	36976	10835
Higher schools (colleges)	5821	2018	3787	16	4345	1476
<b>SRBIJA – JUG</b>	<b>53127</b>	<b>12311</b>	<b>40605</b>	<b>211</b>	<b>38076</b>	<b>15051</b>
Faculties and art academies	42706	8588	33961	157	31556	11150
Higher schools (colleges) / Academies of applied studies	10421	3723	6644	54	6520	3901
<b>Region Šumadije i Zapadne Srbije</b>	<b>25230</b>	<b>6220</b>	<b>18941</b>	<b>69</b>	<b>17171</b>	<b>8059</b>
Faculties and art academies	19131	3894	15174	63	13325	5806
Higher schools (colleges) / Academies of applied studies	6099	2326	3767	6	3846	2253
<b>Region Južne i Istočne Srbije</b>	<b>27897</b>	<b>6091</b>	<b>21664</b>	<b>142</b>	<b>20905</b>	<b>6992</b>
Faculties and art academies	23575	4694	18787	94	18231	5344
Higher schools (colleges) / Academies of applied studies	4322	1397	2877	48	2674	1648
<b>Region Kosovo i Metohija</b>	...	...	...	...	...	...



### 1.18. Students in higher schools (colleges), faculties and academies by municipalities

	Total	Women	Higher schools (colleges) / Academies of applied studies			Faculties, art academies		
			Schools	Students		Schools	Students	
				All	Budget-financed		All	Budget-funded
<b>REPUBLIC OF SERBIA</b>	<b>248508</b>	<b>145666</b>	<b>36</b>	<b>38887</b>	<b>13552</b>	<b>133</b>	<b>209621</b>	<b>84732</b>
SRBIJA - SEVER	195381	113681	26	28466	8686	97	166915	63418
<b>Beogradski region</b>	<b>141749</b>	<b>83113</b>	<b>16</b>	<b>22645</b>	<b>6206</b>	<b>74</b>	<b>119104</b>	<b>40923</b>
Beogradska oblast (City of Belgrade)	141749	83113	16	22645	6206	74	119104	40923
Voždovac	24424	14834	1	70	-	8	24354	6450
Zvezdara	5933	3240	2	5933	2435	-	-	-
Zemun	7405	3822	3	2879	-	3	4526	2127
Mladenovac	907	351	-	-	-	1	907	-
Novi Beograd	9816	5997	1	4697	1559	14	5119	376
Palilula	34574	15379	2	6313	2162	9	28261	10796
Savski Venac	22041	14523	2	404	-	11	21637	8321
Stari grad	33240	23580	4	1810	50	26	31430	11565
Čukarica	3409	1387	1	539	-	2	2870	1288
<b>Region Vojvodine</b>	<b>53632</b>	<b>30568</b>	<b>10</b>	<b>5821</b>	<b>2480</b>	<b>23</b>	<b>47811</b>	<b>22495</b>
Zapadnobačka oblast	427	357	-	-	-	1	427	251
Sombor	427	357	-	-	-	1	427	251
Južnobańska oblast	626	455	1	266	78	1	360	-
Pančevo	360	214	-	-	-	1	360	-
Vršac	266	241	1	266	78	-	-	-
Južnobačka oblast	45073	25408	4	3250	1188	17	41823	18920
Novi Sad	44397	25055	3	3133	1188	16	41264	18920
Sremski Karlovci	676	353	1	117	-	1	559	-
Severnobańska oblast	248	216	1	248	121	-	-	-
Kikinda	248	216	1	248	121	-	-	-
Severnobačka oblast	5345	3181	2	1041	657	3	4304	2585
Subotica	5345	3181	2	1041	657	3	4304	2585
Srednjobańska oblast	1335	455	1	438	220	1	897	739
Zrenjanin	1335	455	1	438	220	1	897	739
Sremska oblast	578	496	1	578	216	-	-	-
Sremska Mitrovica	578	496	1	578	216	-	-	-
SRBIJA - JUG	53127	31985	10	10421	4866	36	42706	21314
<b>Region Šumadije i Zapadne Srbije</b>	<b>25230</b>	<b>15811</b>	<b>5</b>	<b>6099</b>	<b>2811</b>	<b>19</b>	<b>19131</b>	<b>9634</b>
Zlatiborska oblast	1975	1402	1	1234	650	1	741	330
City of Užice	1975	1402	1	1234	650	1	741	330
Užice	1975	1402	1	1234	650	1	741	330
Kolubarska oblast	411	276	-	-	-	1	411	-
Valjevo	411	276	-	-	-	1	411	-
Mačvanska oblast	1554	1096	1	1554	764	-	-	-
Šabac	1554	1096	1	1554	764	-	-	-
Moravička oblast	2730	986	-	-	-	3	2730	1440
Čačak	2730	986	-	-	-	3	2730	1440
Pomoravska oblast	1110	1013	-	-	-	1	1110	517
Jagodina	1110	1013	-	-	-	1	1110	517

### 1.18. Students in higher schools (colleges), faculties and academies by municipalities (continued)

	Total	Women	Higher schools (colleges) / Academies of applied studies			Faculties, art academies		
			Schools	Students		Schools	Students	
				All	Budget- financed		All	Budget-funded
Rasinska oblast	1899	1369	2	1744	580	1	155	127
Kruševac	1899	1369	2	1744	580	1	155	127
Raška oblast	4095	2546	-	-	-	4	4095	1955
Kraljevo	511	162	-	-	-	1	511	316
Vrnjačka banja	827	561	-	-	-	1	827	411
Novi Pazar	2757	1823	-	-	-	2	2757	1228
Šumadijska oblast	11456	7123	1	1567	817	8	9889	5265
Kragujevac	11456	7123	1	1567	817	8	9889	5265
<b>Region Južne i Istočne Srbije</b>	<b>27897</b>	<b>16174</b>	<b>5</b>	<b>4322</b>	<b>2055</b>	<b>17</b>	<b>23575</b>	<b>11680</b>
Borska oblast	585	312	-	-	-	1	585	225
Bor	585	312	-	-	-	1	585	225
Zaječarska oblast	66	37	-	-	-	1	66	-
Zaječar	66	37	-	-	-	1	66	-
Jablanička oblast	1839	1117	1	1423	636	1	416	284
Leskovac	1839	1117	1	1423	636	1	416	284
Nišavska oblast	24038	13999	3	1779	844	13	22259	10995
City of Niš	24038	13999	3	1779	844	13	22259	10995
Medijana	12982	9336	2	248	-	6	12734	5792
Palilula	3576	1677	-	-	-	4	3576	1681
Crveni krst	7480	2986	1	1531	844	3	5949	3522
Pčinjska oblast	249	191	-	-	-	1	249	176
City of Vranje	249	191	-	-	-	1	249	176
Vranje	249	191	-	-	-	1	249	176
Toplička oblast	1120	518	1	1120	575	-	-	-
Prokuplje	1120	518	1	1120	575	-	-	-
<b>Region Kosovo i Metohija</b>	...	...	...	...	...	...	...	...

### 1.19. Students by place of residence

	Total	Higher schools (colleges) / Academies of applied studies	Faculties and art academies
<b>Total</b>	<b>248508</b>	<b>38887</b>	<b>209621</b>
Aleksandrovac	942	174	768
Aleksinac	1123	205	918
Arandjelovac	1533	371	1162
Arilje	659	93	566
Babušnica	226	42	184
Bajina Bašta	883	199	684
Batočina	248	26	222
Bela Palanka	221	40	181
Barajevo	689	165	524
Voždovac	8368	1172	7196
Vračar	3661	215	3446
Grocka	2690	669	2021
Zvezdara	8628	1246	7382
Zemun	6962	1310	5652
Lazarevac	1912	445	1467
Mladenovac	1490	296	1194
Novi Beograd	10461	1178	9283
Obrenovac	2113	586	1527
Palilula	7426	1301	6125
Rakovica	4918	860	4058
Savski Venac	2584	367	2217
Sopot	456	113	343
Stari Grad	2718	219	2499
Čukarica	7888	1278	6610
Blace	382	118	264
Bogatić	597	154	443
Bojnik	178	48	130
Boljevac	239	20	219
Bor	1391	202	1189
Bosilegrad	59	20	39
Brus	528	109	419
Bujanovac	443	90	353
Valjevo	3077	549	2528
Varvarin	409	85	324
Velika Plana	964	167	797
Veliko Gradište	345	81	264
Vladimirci	263	81	182
Vladičin Han	560	102	458
Vlasotince	947	202	745
Vranje	2864	454	2410
Vrnjačka Banja	940	164	776
Gadžin Han	101	16	85
Golubac	180	33	147
Gornji Milanovac	1392	266	1126
Despotovac	437	57	380
Dimitrovgrad	55	9	46
Doljevac	330	55	275
Žabari	160	37	123
Žagubica	208	37	171
Žitorađa	219	56	163
Zaječar	1495	214	1281
Ivanjica	1029	126	903
Kladovo	313	48	265

### 1.19. Students by place of residence (continued)

	Total	Higher schools (colleges) / Academies of applied studies	Faculties and art academies
Knić	269	36	233
Knjaževac	626	78	548
Kosjerić	368	52	316
Koceljeva	239	55	184
Kragujevac - city	6401	424	5977
Kraljevo	4321	518	3803
Krupanj	308	57	251
Kruševac	4457	917	3540
Kuršumlija	609	153	456
Kučevo	254	54	200
Lajkovac	369	88	281
Lebane	596	95	501
Leskovac	4474	1007	3467
Loznica	2243	417	1826
Lučani	500	66	434
Ljig	278	58	220
Ljubovija	410	91	319
Majdanpek	340	73	267
Mali Zvornik	341	52	289
Malo Crniće	142	33	109
Medveđa	156	35	121
Merošina	216	42	174
Mionica	321	64	257
Negotin	669	91	578
Nova Varoš	536	89	447
Novi Pazar	3121	94	3027
Osečina	216	56	160
Paraćin	1487	225	1262
Petrovac	590	106	484
Pirot	1696	242	1454
Požarevac	2197	469	1728
Požega	1047	168	879
Preševo	96	13	83
Priboj	842	170	672
Prijepolje	967	148	819
Prokuplje	1303	343	960
Ražanj	143	26	117
Rača	212	18	194
Raška	738	69	669
Rekovac	149	16	133
Jagodina	2287	343	1944
Svilajnac	564	67	497
Svrljig	267	42	225
Sjenica	626	35	591
Smederevo	2994	767	2227
Smederevska Palanka	1307	280	1027
Sokobanja	352	55	297
Surdulica	613	112	501
Užice	3209	714	2495
Topola	514	82	432
Trgovište	128	33	95
Trstenik	1225	227	998
Tutin	574	36	538
Čičevac	222	48	174

### 1.19. Students by place of residence (continued)

	Total	Higher schools (colleges) / Academies of applied studies	Faculties and art academies
Ćuprija	813	136	677
Ub	595	121	474
Crna Trava	20	7	13
Čajetina	471	90	381
Čačak	4288	449	3839
Šabac	3543	900	2643
Lapovo	152	31	121
Niš - Niška Banja	310	49	261
Surčin	1356	324	1032
Niš - Pantelejev	2134	238	1896
Niš - Crveni Krst	1201	192	1009
Niš - Palilula	2675	269	2406
Niš - Mediana	5653	472	5181
Kostolac	254	102	152
Vranjska Banja	147	36	111
Sevojno	147	21	126
Ada	200	50	150
Alibunar	329	87	242
Apatin	495	63	432
Bač	204	31	173
Bačka Palanka	1416	204	1212
Bačka Topola	439	84	355
Bački Petrovac	195	35	160
Bela Crkva	283	59	224
Beočin	338	54	284
Bečejev	703	106	597
Vršac	1288	213	1075
Žabalj	651	103	548
Žitište	295	60	235
Zrenjanin	3370	569	2801
Indija	1234	243	991
Irig	217	48	169
Kanjiža	175	55	120
Kikinda	1291	255	1036
Kovačica	365	95	270
Kovin	608	154	454
Kula	962	129	833
Mali Idoš	146	41	105
Nova Crnja	164	25	139
Novi Bečejev	365	96	269
Novi Kneževac	157	25	132
Opovo	204	52	152
Odžaci	538	78	460
Pančevo	4076	978	3098
Pećinci	401	121	280
Plandište	177	46	131
Ruma	1349	219	1130
Senta	247	51	196
Sečanj	210	38	172
Sombor	1792	188	1604
Srbobran	299	59	240
Sremska Mitrovica	2133	330	1803
Sremski Karlovci	251	38	213
Stara Pazova	1850	450	1400

### 1.19. Students by place of residence (continued)

	Total	Higher schools (colleges) / Academies of applied studies	Faculties and art academies
Subotica	2930	744	2186
Temerin	790	142	648
Titel	331	46	285
Vrbas	1102	147	955
Čoka	159	39	120
Šid	700	97	603
Novi Sad - city	18634	1548	17086
Vitina	35	5	30
Vučitrn	20	5	15
Glogovac	2	-	2
Gnjilane	116	22	94
Dečani	3	-	3
Đakovica	2	1	1
Zubin Potok	106	10	96
Istok	15	1	14
Kačanik	1	-	1
Klina	16	2	14
Kosovo Polje	30	3	27
Kosovska Kamenica	90	21	69
Leposavić	206	21	185
Lipljan	46	13	33
Novo Brdo	7	1	6
Obilić	16	1	15
Orahovac	15	5	10
Peć	25	5	20
Podujevo	6	-	6
Prizren	23	3	20
Priština - city	166	23	143
Srbica	4	-	4
Suva Reka	1	-	1
Kosovska Mitrovica	207	28	179
Uroševac	18	3	15
Štimlje	2	1	1
Štrpce	140	43	97
Gora	3	-	3
Zvečan	83	13	70
Unknown	445	139	306
United Arab Emirates	40	-	40
Afghanistan	2	-	2
Anguilla	1	-	1
Albania	6	-	6
Angola	10	-	10
Argentina	1	-	1
American Samoa	1	-	1
Austria	22	-	22
Australia	3	-	3
Azerbaijan	5	-	5
Bosnia and Herzegovina	6605	535	6070
Belgium	3	-	3
Bulgaria	3	1	2
Brunei Darussalam	1	1	-
Brazil	1	-	1
Belarus	61	-	61
Canada	20	1	19
DR of the Congo	10	-	10
Republic of Congo	3	-	3

### 1.19. Students by place of residence (continued)

	Total	Higher schools (colleges) / Academies of applied studies	Faculties and art academies
Switzerland	12	1	11
Côte d'Ivoire	1	-	1
Cameroon	1	-	1
China	34	-	34
Cabo Verde	3	-	3
Czech Republic	2	-	2
Germany	52	3	49
Denmark	5	-	5
Algeria	1	-	1
Ecuador	1	-	1
Egypt	4	-	4
Spain	9	1	8
Ethiopia	1	-	1
Finland	1	-	1
France	8	2	6
Gabon	1	-	1
Great Britain	17	-	17
Ghana	11	-	11
Guadeloupe	1	-	1
Equatorial Guinea	13	-	13
Greece	63	1	62
Guinea Bissau	4	-	4
Heard and McDonalds Islands	1	-	1
Honduras	1	-	1
Croatia	339	19	320
Hungary	82	-	82
Indonesia	7	1	6
Ireland	3	-	3
Israel	4	-	4
India	35	1	34
Iraq	14	-	14
Iran	53	-	53
Italy	14	-	14
Jamaica	4	-	4
Jordan	1	-	1
Japan	2	-	2
Kenya	6	-	6
Kyrgyzstan	1	-	1
Kiribati	1	-	1
Saint Kitts and Nevis	1	-	1
DPR of Korea	1	-	1
Republic of Korea	2	-	2
Kuwait	1	-	1
Lebanon	12	-	12
Saint Lucia	1	-	1
Sri Lanka	4	-	4
Libya	51	-	51
Morocco	2	-	2
Montenegro	2687	375	2312
North Macedonia	109	11	98
Mali	3	-	3
Mongolia	1	-	1
Malta	1	-	1
Mauritius	1	-	1
Mozambique	2	-	2
Namibia	2	-	2
Nigeria	24	-	24
The Netherlands	2	-	2
Norway	9	3	6
New Zealand	2	-	2
Panama	1	-	1

### 1.19. Students by place of residence (continued)

	Total	Higher schools (colleges) / Academies of applied studies	Faculties and art academies
Pakistan	3	-	3
Poland	5	-	5
Pitcairn	1	1	-
Puerto Rico	1	1	-
Palestine	7	-	7
US minor outlying islands	3	-	3
Qatar	5	-	5
Romania	1	-	1
Russia	42	1	41
Saudi Arabia	6	-	6
Sudan	2	-	2
Sweden	11	-	11
Slovenia	63	3	60
Slovakia	7	-	7
Senegal	1	1	-
Somalia	2	-	2
Suriname	3	-	3
South Sudan	2	-	2
Sao Tome and Principe	1	-	1
Syria	19	-	19
Eswatini	11	-	11
Togo	1	-	1
Tunisia	2	-	2
Turkey	21	1	20
Ukraine	2	1	1
Uganda	1	-	1
United States of America	33	-	33
Venezuela	2	1	1
South Africa	11	-	11
Zambia	1	-	1
Zimbabwe	4	1	3



# Graduated students



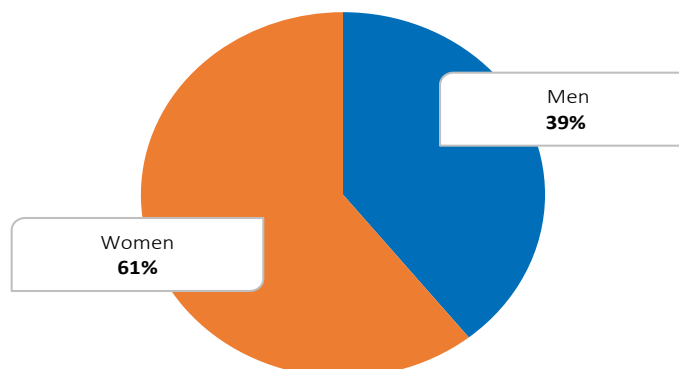
2



## 2.1. Students by sex, financing modality and cycle of studies (continued)

Types and cycles of study	Students											
	Total			Budget-financed			Self-financed			Budget-financed and self-financed		
	All	Men	Women	All	Men	Women	All	Men	Women	All	Men	Women
<b>SRBIJA - JUG</b>	<b>8124</b>	<b>2962</b>	<b>5162</b>	<b>3465</b>	<b>1165</b>	<b>2300</b>	<b>3465</b>	<b>1303</b>	<b>2162</b>	<b>1194</b>	<b>494</b>	<b>700</b>
First cycle studies	5311	2041	3270	2379	852	1527	2038	815	1223	894	374	520
Undergraduate academic studies	3137	1193	1944	1391	488	903	1091	428	663	655	277	378
Undergraduate applied studies	2144	836	1308	988	364	624	917	375	542	239	97	142
Specialised applied studies	30	12	18	-	-	-	30	12	18	-	-	-
Second cycle studies	2646	853	1793	1070	307	763	1323	440	883	253	106	147
Master academic studies	1603	504	1099	670	205	465	775	230	545	158	69	89
Master applied studies	514	200	314	9	5	4	502	194	308	3	1	2
Integrated studies	529	149	380	391	97	294	46	16	30	92	36	56
Third cycle studies	109	46	63	4	1	3	79	38	41	26	7	19
Doctoral academic studies	109	46	63	4	1	3	79	38	41	26	7	19
Old programme	58	22	36	12	5	7	25	10	15	21	7	14
Old programme	58	22	36	12	5	7	25	10	15	21	7	14
<b>Region Šumadije i Zapadne Srbije</b>	<b>4218</b>	<b>1392</b>	<b>2826</b>	<b>1758</b>	<b>545</b>	<b>1213</b>	<b>1950</b>	<b>675</b>	<b>1275</b>	<b>510</b>	<b>172</b>	<b>338</b>
First cycle studies	2901	1000	1901	1321	429	892	1132	420	712	448	151	297
Undergraduate academic studies	1525	502	1023	685	233	452	563	178	385	277	91	186
Undergraduate applied studies	1369	497	872	636	196	440	562	241	321	171	60	111
Specialised applied studies	7	1	6	-	-	-	7	1	6	-	-	-
Second cycle studies	1246	359	887	435	116	319	757	224	533	54	19	35
Master academic studies	690	201	489	267	84	183	388	104	284	35	13	22
Master applied studies	362	118	244	7	5	2	353	113	240	2	-	2
Integrated studies	194	40	154	161	27	134	16	7	9	17	6	11
Third cycle studies	52	23	29	2	-	2	46	22	24	4	1	3
Doctoral academic studies	52	23	29	2	-	2	46	22	24	4	1	3
Old programme	19	10	9	-	-	-	15	9	6	4	1	3
Old programme	19	10	9	-	-	-	15	9	6	4	1	3
<b>Region Južne i Istočne Srbije</b>	<b>3906</b>	<b>1570</b>	<b>2336</b>	<b>1707</b>	<b>620</b>	<b>1087</b>	<b>1515</b>	<b>628</b>	<b>887</b>	<b>684</b>	<b>322</b>	<b>362</b>
First cycle studies	2410	1041	1369	1058	423	635	906	395	511	446	223	223
Undergraduate academic studies	1612	691	921	706	255	451	528	250	278	378	186	192
Undergraduate applied studies	775	339	436	352	168	184	355	134	221	68	37	31
Specialised applied studies	23	11	12	-	-	-	23	11	12	-	-	-
Second cycle studies	1400	494	906	635	191	444	566	216	350	199	87	112
Master academic studies	913	303	610	403	121	282	387	126	261	123	56	67
Master applied studies	152	82	70	2	-	2	149	81	68	1	1	-
Integrated studies	335	109	226	230	70	160	30	9	21	75	30	45
Third cycle studies	57	23	34	2	1	1	33	16	17	22	6	16
Doctoral academic studies	57	23	34	2	1	1	33	16	17	22	6	16
Old programme	39	12	27	12	5	7	10	1	9	17	6	11
Old programme	39	12	27	12	5	7	10	1	9	17	6	11
<b>Region Kosovo i Metohija</b>	...	...	...	...	...	...	...	...	...	...	...	...

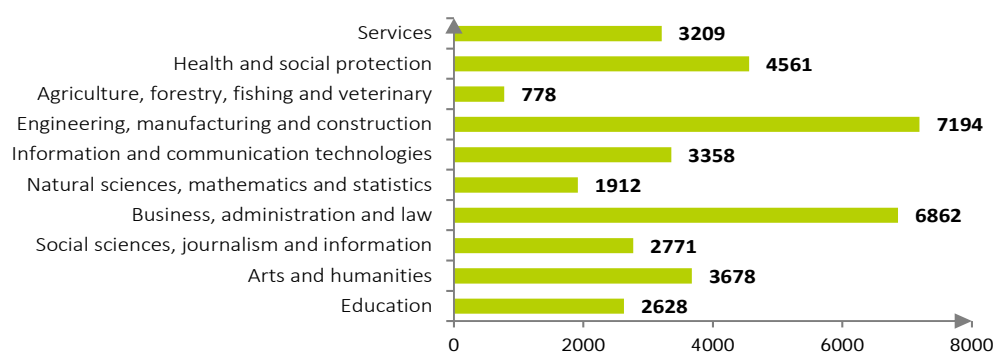
Chart 1 Graduated students by sex



## 2.2. Students by sex, financing modality and fields of education

	Total			Budget-financed			Fields of education	
	All	Men	Women	All	Men	Women	Education	Arts and humanities
<b>REPUBLIC OF SERBIA</b>	<b>36951</b>	<b>14516</b>	<b>22435</b>	<b>13785</b>	<b>4925</b>	<b>8860</b>	<b>2628</b>	<b>3678</b>
State universities	22288	8213	14075	11293	3952	7341	1552	2928
Private universities	6154	2729	3425	-	-	-	153	290
State higher schools (colleges) / Academies of applied studies	7136	3038	4098	2492	973	1519	923	407
Private higher schools (colleges)	1373	536	837	-	-	-	-	53
<b>SRBIJA - SEVER</b>	<b>28827</b>	<b>11554</b>	<b>17273</b>	<b>10320</b>	<b>3760</b>	<b>6560</b>	<b>1620</b>	<b>3096</b>
State universities	17149	6428	10721	8722	3112	5610	982	2403
Private universities	5508	2437	3071	-	-	-	116	256
State higher schools (colleges) / Academies of applied studies	4941	2220	2721	1598	648	950	522	384
Private higher schools (colleges)	1229	469	760	-	-	-	-	53
<b>Beogradski region</b>	<b>20191</b>	<b>8190</b>	<b>12001</b>	<b>6488</b>	<b>2345</b>	<b>4143</b>	<b>602</b>	<b>2366</b>
State universities	11472	4231	7241	5369	1876	3493	586	1768
Private universities	3752	1702	2050	-	-	-	16	237
Academies of applied studies	3786	1813	1973	1119	469	650	-	308
Private higher schools (colleges)	1181	444	737	-	-	-	-	53
<b>Region Vojvodine</b>	<b>8636</b>	<b>3364</b>	<b>5272</b>	<b>3832</b>	<b>1415</b>	<b>2417</b>	<b>1018</b>	<b>730</b>
State universities	5677	2197	3480	3353	1236	2117	396	635
Private universities	1756	735	1021	-	-	-	100	19
State higher schools (colleges)	1155	407	748	479	179	300	522	76
Private higher schools (colleges)	48	25	23	-	-	-	-	-
<b>SRBIJA - JUG</b>	<b>8124</b>	<b>2962</b>	<b>5162</b>	<b>3465</b>	<b>1165</b>	<b>2300</b>	<b>1008</b>	<b>582</b>
State universities	5139	1785	3354	2571	840	1731	570	525
Private universities	646	292	354	-	-	-	37	34
Academies of applied studies	2195	818	1377	894	325	569	401	23
Private higher schools (colleges)	144	67	77	-	-	-	-	-
<b>Region Šumadije i Zapadne Srbije</b>	<b>4218</b>	<b>1392</b>	<b>2826</b>	<b>1758</b>	<b>545</b>	<b>1213</b>	<b>743</b>	<b>329</b>
State universities	2381	807	1574	1218	388	830	368	284
Private universities	333	108	225	-	-	-	37	34
Academies of applied studies	1415	440	975	540	157	383	338	11
Private higher schools (colleges)	89	37	52	-	-	-	-	-
<b>Region Južne i Istočne Srbije</b>	<b>3906</b>	<b>1570</b>	<b>2336</b>	<b>1707</b>	<b>620</b>	<b>1087</b>	<b>265</b>	<b>253</b>
State universities	2758	978	1780	1353	452	901	202	241
Private universities	313	184	129	-	-	-	-	-
Academies of applied studies	780	378	402	354	168	186	63	12
Private higher schools (colleges)	55	30	25	-	-	-	-	-
<b>Region Kosovo i Metohija</b>	...	...	...	...	...	...	...	...

Chart 2 Graduated students by fields of education



Fields of education								
Social sciences, journalism and information	Business, administration and law	Natural sciences, mathematics and statistics	Information and communication technologies	Engineering, manufacturing and construction	Agriculture, forestry, fisheries and veterinary	Health and welfare	Services	
<b>2771</b>	<b>6862</b>	<b>1912</b>	<b>3358</b>	<b>7194</b>	<b>778</b>	<b>4561</b>	<b>3209</b>	<b>REPUBLIC OF SERBIA</b>
992	2874	1772	1724	5500	687	2813	1446	State universities
1368	2667	120	448	303	10	249	546	Private universities
177	1121	20	1064	1391	81	912	1040	State higher schools (colleges) / Academies of applied studies
234	200	-	122	-	-	587	177	Private higher schools (colleges)
2212	5424	1531	2744	5672	664	3384	2480	SRBIJA - SEVER
718	2015	1397	1383	4538	643	2026	1044	State universities
1252	2343	120	424	222	10	226	539	Private universities
59	888	14	825	912	11	549	777	State higher schools (colleges) / Academies of applied studies
183	178	-	112	-	-	583	120	Private higher schools (colleges)
<b>1408</b>	<b>4023</b>	<b>1174</b>	<b>1938</b>	<b>3747</b>	<b>337</b>	<b>2577</b>	<b>2019</b>	<b>Beogradski region</b>
484	1431	1088	773	2801	326	1391	824	State universities
682	1678	72	405	179	-	80	403	Private universities
59	771	14	650	767	11	523	683	Academies of applied studies
183	143	-	110	-	-	583	109	Private higher schools (colleges)
<b>804</b>	<b>1401</b>	<b>357</b>	<b>806</b>	<b>1925</b>	<b>327</b>	<b>807</b>	<b>461</b>	<b>Region Vojvodine</b>
234	584	309	610	1737	317	635	220	State universities
570	665	48	19	43	10	146	136	Private universities
-	117	-	175	145	-	26	94	State higher schools (colleges)
-	35	-	2	-	-	-	11	Private higher schools (colleges)
559	1438	381	614	1522	114	1177	729	SRBIJA - JUG
274	859	375	341	962	44	787	402	State universities
116	324	-	24	81	-	23	7	Private universities
118	233	6	239	479	70	363	263	Academies of applied studies
51	22	-	10	-	-	4	57	Private higher schools (colleges)
<b>264</b>	<b>665</b>	<b>110</b>	<b>339</b>	<b>765</b>	<b>76</b>	<b>709</b>	<b>218</b>	<b>Region Šumadije i Zapadne Srbije</b>
92	376	110	172	504	44	323	108	State universities
62	146	-	24	-	-	23	7	Private universities
59	130	-	133	261	32	363	88	Academies of applied studies
51	13	-	10	-	-	-	15	Private higher schools (colleges)
<b>295</b>	<b>773</b>	<b>271</b>	<b>275</b>	<b>757</b>	<b>38</b>	<b>468</b>	<b>511</b>	<b>Region Južne i Istočne Srbije</b>
182	483	265	169	458	-	464	294	State universities
54	178	-	-	81	-	-	-	Private universities
59	103	6	106	218	38	-	175	Academies of applied studies
-	9	-	-	-	-	4	42	Private higher schools (colleges)
...	...	...	...	...	...	...	...	<b>Region Kosovo i Metohija</b>

### 2.3. Students by universities, faculties and fields of education

Fields of education Universities	Total		Education	Arts and humanities	Social sciences, journalism and information	Business, administration and law	Natural sciences, mathematics and statistics	Information and communication technologies	Engineering, manufacturing and construction	Agriculture, forestry, fisheries and veterinary	Health and welfare	Services
	All	Women										
<b>REPUBLIC OF SERBIA</b>	<b>36951</b>	<b>22435</b>	<b>2628</b>	<b>3678</b>	<b>2771</b>	<b>6862</b>	<b>1912</b>	<b>3358</b>	<b>7194</b>	<b>778</b>	<b>4561</b>	<b>3209</b>
SRBIJA – SEVER	28827	17273	1620	3096	2212	5424	1531	2744	5672	664	3384	2480
<b>Beogradski region</b>	<b>20191</b>	<b>12001</b>	<b>602</b>	<b>2366</b>	<b>1408</b>	<b>4023</b>	<b>1174</b>	<b>1938</b>	<b>3747</b>	<b>337</b>	<b>2577</b>	<b>2019</b>
<b>State universities</b>	<b>11472</b>	<b>7241</b>	<b>586</b>	<b>1768</b>	<b>484</b>	<b>1431</b>	<b>1088</b>	<b>773</b>	<b>2801</b>	<b>326</b>	<b>1391</b>	<b>824</b>
University of Criminalistic and Police Studies	238	115	-	-	-	-	-	46	20	-	-	172
University of Defense	164	61	-	-	-	-	-	-	-	-	17	147
University of Belgrade	10538	6708	541	1314	470	1412	1088	727	2781	326	1374	505
Faculty of Architecture	432	312	-	-	-	-	-	-	432	-	-	-
Interdisciplinary studies of the University of Belgrade	75	32	-	14	14	8	1	2	-	-	5	31
Faculty of Biology	304	231	-	-	-	-	304	-	-	-	-	-
Faculty of Orthodox Theology	160	22	-	160	-	-	-	-	-	-	-	-
Faculty of Veterinary Medicine	87	44	-	-	-	-	-	-	-	87	-	-
Faculty of Geography	306	222	-	-	17	-	141	15	54	-	-	79
Faculty of Civil Engineering	448	171	-	-	-	-	59	-	389	-	-	-
Faculty of Economics	198	144	-	-	43	129	26	-	-	-	-	-
Faculty of Electrical Engineering	755	273	-	-	-	-	-	226	529	-	-	-
Faculty of Mathematics	234	126	-	-	-	-	118	116	-	-	-	-
Faculty of Mechanical Engineering	561	162	-	-	-	-	-	4	557	-	-	-
Faculty of Medicine	523	347	-	-	-	-	-	-	-	-	522	1
Faculty of Agriculture	269	178	-	-	33	-	-	-	102	134	-	-
Faculty of Law	754	462	-	-	-	754	-	-	-	-	-	-
Faculty of Mining and Geology	197	81	-	-	-	-	80	-	117	-	-	-
Faculty of Transport and Traffic Engineering	258	141	-	-	-	-	-	-	258	-	-	-
Faculty of Stomatology	143	101	-	-	-	-	-	-	-	-	143	-
Faculty of Technology and Metallurgy	291	232	-	-	-	-	4	-	287	-	-	-
Teacher Training Faculty	433	418	433	-	-	-	-	-	-	-	-	-
Faculty of Security	195	130	-	-	-	6	-	-	-	-	-	189
Faculty of Special Education and Rehabilitation	307	286	-	-	-	-	-	-	-	-	307	-
Faculty of Physical Chemistry	92	69	-	-	-	-	92	-	-	-	-	-
Faculty of Organizational Sciences	906	607	-	-	7	515	-	364	20	-	-	-
Faculty of Political Sciences	248	181	-	-	192	-	4	-	-	-	48	4
Faculty of Sports and Physical Education	172	64	-	-	-	-	-	-	-	-	-	172
Faculty of Pharmacy	349	302	-	-	-	-	-	-	-	-	349	-
Faculty of Physics	81	45	-	-	-	-	81	-	-	-	-	-
Faculty of Philosophy	517	352	105	255	157	-	-	-	-	-	-	-
Faculty of Philology	892	759	-	885	7	-	-	-	-	-	-	-
Faculty of Chemistry	181	127	3	-	-	-	178	-	-	-	-	-
Faculty of Forestry	170	87	-	-	-	-	-	-	36	105	-	29
University of Arts	532	357	45	454	14	19	-	-	-	-	-	-
Interdisciplinary studies of the University of Arts	26	16	-	12	14	-	-	-	-	-	-	-
Faculty of Dramatic Arts	97	56	-	78	-	19	-	-	-	-	-	-
Faculty of Fine Arts	95	67	-	95	-	-	-	-	-	-	-	-
Faculty of Music	177	114	45	132	-	-	-	-	-	-	-	-
Faculty of Applied Arts	137	104	-	137	-	-	-	-	-	-	-	-
<b>Private universities</b>	<b>3752</b>	<b>2050</b>	<b>16</b>	<b>237</b>	<b>682</b>	<b>1678</b>	<b>72</b>	<b>405</b>	<b>179</b>	<b>-</b>	<b>80</b>	<b>403</b>
Alfa BK University	216	108	-	58	10	113	19	16	-	-	-	-
Academy of Arts	40	18	-	40	-	-	-	-	-	-	-	-

### 2.3. Students by universities, faculties and fields of education (continued)

Fields of education Universities	Total		Education	Arts and humanities	Social sciences, journalism and information	Business, administration and law	Natural sciences, mathematics and statistics	Information and communication technologies	Engineering, manufacturing and construction	Agriculture, forestry, fisheries and veterinary	Health and welfare	Services
	All	Women										
Faculty of Information Technologies, Faculty of Mathematics and Computing Sciences, Faculty of Finance, Banking and Auditing, Faculty of Foreign Languages and Faculty of Sports Management	176	90	-	18	10	113	19	16	-	-	-	-
University "Educons"	46	25	-	-	-	42	-	4	-	-	-	-
Faculty of Project and Innovation Management	46	25	-	-	-	42	-	4	-	-	-	-
University "Megatrend"	177	93	-	10	82	48	-	14	23	-	-	-
Geoeconomic Faculty	14	8	-	-	14	-	-	-	-	-	-	-
Integrated studies of the University Megatrend	14	3	-	-	-	-	-	14	-	-	-	-
Faculty of Law	45	26	-	-	-	45	-	-	-	-	-	-
Faculty of Culture and Media	18	11	-	-	15	3	-	-	-	-	-	-
Faculty of Business Studies	53	30	-	-	53	-	-	-	-	-	-	-
Faculty of Arts and Design	10	8	-	10	-	-	-	-	-	-	-	-
Faculty of Civil Aviation	23	7	-	-	-	-	-	-	23	-	-	-
University "Metropolitan"	180	93	-	33	64	34	34	15	-	-	-	-
Faculty of Applied Ecology "Futura"	34	21	-	-	-	-	34	-	-	-	-	-
Faculty of Information Technologies, Faculty of Management and Faculty of Digital Arts	82	44	-	33	-	34	-	15	-	-	-	-
FEFA faculty	64	28	-	-	64	-	-	-	-	-	-	-
University "Business Academy"	293	174	-	62	96	104	-	31	-	-	-	-
Faculty of Social Sciences	27	9	-	6	21	-	-	-	-	-	-	-
Faculty of Applied Management, Economics and Finances	193	111	-	-	75	87	-	31	-	-	-	-
Faculty of Contemporary Arts	73	54	-	56	-	17	-	-	-	-	-	-
University "Singidunum"	980	580	16	61	261	175	19	206	38	-	20	184
Faculty of Business, Faculty of Informatics and Computing Science, Faculty of Tourism and Hospitality Management, Faculty of Physical Culture and Sports Management and Faculty of Technical Sciences	767	402	16	33	118	153	19	206	38	-	-	184
Faculty of Media and Communications	213	178	-	28	143	22	-	-	-	-	20	-
University "Union - Nikola Tesla"	614	322	-	-	77	211	-	23	84	-	-	219
Faculty of Civil Engineering Management, Faculty of Entrepreneurial Business and Real Estate Management, Faculty of Ecology and Environmental Protection, Faculty of International Politics and Security, Faculty of Economics and Finances and Faculty of Informatics and Computing Science	156	76	-	-	12	9	-	3	84	-	-	48
Faculty of Diplomacy and Security	54	30	-	-	-	-	-	-	-	-	-	54
Faculty of Information Technologies and Engineering	28	11	-	-	-	8	-	20	-	-	-	-
Faculty of Business Studies and Law	304	189	-	-	63	162	-	-	-	-	-	79
Faculty of Sports	72	16	-	-	2	32	-	-	-	-	-	38
University "Union"	272	147	-	5	-	205	-	62	-	-	-	-
Belgrade Banking Academy - Faculty of Banking, Insurance and Finances	151	98	-	-	-	151	-	-	-	-	-	-
Faculty of Law	54	23	-	-	-	54	-	-	-	-	-	-
Faculty of Computer Science	67	26	-	5	-	-	-	62	-	-	-	-
University "MB"	204	92	-	-	-	172	-	32	-	-	-	-
Faculty of Business and Law - Mladenovac	204	92	-	-	-	172	-	32	-	-	-	-

### 2.3. Students by universities, faculties and fields of education (continued)

Fields of education Universities	Total		Educa- tion	Arts and humani- ties	Social sciences, journal- ism and informa- tion	Business, admini- stration and law	Natural sciences, mathe- matics and statistics	Informa- tion and commu- nication techno- logies	Enginee- ring, manufac- turing and construc- tion	Agriculture, forestry, fisheries and veterinary	Health and welfare	Services
	All	Women										
Faculties not being part of a university	770	416	-	8	92	574	-	2	34	-	60	-
Technical College of Academic Studies	35	3	-	-	-	1	-	-	34	-	-	-
College of Academic Studies "Dositej"	18	10	-	-	16	-	-	2	-	-	-	-
College of Communications	26	22	-	-	26	-	-	-	-	-	-	-
Faculty of Business Economics and Entrepreneurship - PEP	431	244	-	-	47	384	-	-	-	-	-	-
Modern Business School	189	75	-	-	-	189	-	-	-	-	-	-
College of Social Work	63	55	-	-	3	-	-	-	-	-	60	-
College – Academy of the Serbian Orthodox Church for Arts and Conservation	8	7	-	8	-	-	-	-	-	-	-	-
<b>Academies of applied studies</b>	<b>3786</b>	<b>1973</b>	-	<b>308</b>	<b>59</b>	<b>771</b>	<b>14</b>	<b>650</b>	<b>767</b>	<b>11</b>	<b>523</b>	<b>683</b>
Belgrade Academy of Business and Art of Applied Studies	917	611	-	40	44	750	-	63	-	-	-	20
Academy of Applied Studies Belgrade	1047	782	-	-	-	-	-	-	-	-	523	524
Academy of Technical Applied Studies Belgrade	520	254	-	142	-	11	-	57	160	11	-	139
Academy of Technical and Art Applied Studies Belgrade	1302	326	-	126	15	10	14	530	607	-	-	-
<b>Private higher schools (colleges)</b>	<b>1181</b>	<b>737</b>	-	<b>53</b>	<b>183</b>	<b>143</b>	-	<b>110</b>	-	-	<b>583</b>	<b>109</b>
Football Academy - College of Applied Studies	33	8	-	-	-	15	-	-	-	-	-	18
Medical College of Applied Studies "Medika"	75	71	-	-	-	6	-	-	-	-	69	-
Medical and Sanitary College of Applied Studies "Visan"	208	167	-	-	-	-	-	-	-	-	174	34
Medical College of Applied Studies "Milutin Milanković"	141	110	-	-	-	-	-	-	-	-	141	-
Business College of Applied Studies "Čačak" - Zemun	209	111	-	-	182	27	-	-	-	-	-	-
Sport and Health College of Applied Studies	98	50	-	-	-	8	-	-	-	-	67	23
College of Applied Studies in Entrepreneurship	66	29	-	-	-	41	-	-	-	-	-	25
College of Applied Studies ICEPS - International Centre of Professional Studies	133	105	-	-	1	-	-	-	-	-	132	-
College of Applied Studies in Economics and Administration	46	27	-	-	-	46	-	-	-	-	-	-



### 2.3. Students by universities, faculties and fields of education (continued)

Fields of education Universities	Total		Education	Arts and humanities	Social sciences, journalism and information	Business, administration and law	Natural sciences, mathematics and statistics	Information and communication technologies	Engineering, manufacturing and construction	Agriculture, forestry, fisheries and veterinary	Health and welfare	Services
	All	Women										
College of Applied Studies in Information Technologies	163	56	-	53	-	-	-	110	-	-	-	-
Sport Academy	9	3	-	-	-	-	-	-	-	-	-	9
<b>Region Vojvodine</b>	<b>8636</b>	<b>5272</b>	<b>1018</b>	<b>730</b>	<b>804</b>	<b>1401</b>	<b>357</b>	<b>806</b>	<b>1925</b>	<b>327</b>	<b>807</b>	<b>461</b>
<b>State Universities</b>	<b>5677</b>	<b>3480</b>	<b>396</b>	<b>635</b>	<b>234</b>	<b>584</b>	<b>309</b>	<b>610</b>	<b>1737</b>	<b>317</b>	<b>635</b>	<b>220</b>
University of Novi Sad	5677	3480	396	635	234	584	309	610	1737	317	635	220
Academy of Arts	237	155	-	237	-	-	-	-	-	-	-	-
Faculty of Civil Engineering - Subotica	82	30	-	-	-	-	-	-	82	-	-	-
Faculty of Economics - Subotica	492	354	-	-	97	345	-	50	-	-	-	-
Faculty of Medicine	598	432	-	-	-	-	-	-	-	-	598	-
Faculty of Teacher Training - Sombor	79	70	73	-	6	-	-	-	-	-	-	-
Faculty of Agriculture	321	181	-	-	-	-	4	-	-	317	-	-
Faculty of Law	290	177	-	-	-	209	-	-	-	-	2	79
Faculty of Natural Sciences and Mathematics	567	379	50	-	-	-	302	146	-	-	-	69
Technical Faculty "Mihajlo Pupin" - Zrenjanin	219	110	22	-	-	30	-	79	88	-	-	-
Faculty of Technology	173	141	-	-	-	-	-	-	173	-	-	-
University of Novi Sad - rectorate	13	9	-	-	5	-	1	-	1	-	6	-
Teacher Training Faculty in the Hungarian Language – Subotica	38	36	38	-	-	-	-	-	-	-	-	-
Faculty of Sports and Physical Education	234	93	162	-	-	-	-	-	-	-	-	72
Faculty of Technical Sciences	1872	936	-	142	-	-	2	335	1393	-	-	-
Faculty of Philosophy	462	377	51	256	126	-	-	-	-	-	29	-
<b>Private universities</b>	<b>1756</b>	<b>1021</b>	<b>100</b>	<b>19</b>	<b>570</b>	<b>665</b>	<b>48</b>	<b>19</b>	<b>43</b>	<b>10</b>	<b>146</b>	<b>136</b>
University "Educons"	316	183	100	-	111	-	21	5	-	10	-	69
University Educons - integrated faculties	265	154	100	-	96	-	21	5	-	10	-	33
Faculty of Sports and Psychology	51	29	-	-	15	-	-	-	-	-	-	36
University "Business Academy"	822	481	-	-	86	489	27	14	43	-	146	17
Law Faculty for Business and Judiciary	478	278	-	-	-	461	-	-	-	-	-	17
Faculty of Stomatology - Pančevo	60	35	-	-	-	-	-	-	-	-	60	-
Faculty of Economics and Engineering Management	198	93	-	-	86	28	27	14	43	-	-	-
Faculty of Pharmacy - Novi Sad	86	75	-	-	-	-	-	-	-	-	86	-
University "Union - Nikola Tesla"	408	200	-	-	252	156	-	-	-	-	-	-
Faculty of Management - Sremski Karlovci	408	200	-	-	252	156	-	-	-	-	-	-
University "Union"	210	157	-	19	121	20	-	-	-	-	-	50
Faculty of Law and Business Studies "Dr Lazar Vrkatić" - Novi Sad	210	157	-	19	121	20	-	-	-	-	-	50
<b>State higher schools (colleges)</b>	<b>1155</b>	<b>748</b>	<b>522</b>	<b>76</b>	<b>-</b>	<b>117</b>	<b>-</b>	<b>175</b>	<b>145</b>	<b>-</b>	<b>26</b>	<b>94</b>
Business College of Applied Studies - Novi Sad	130	99	-	-	-	106	-	4	-	-	-	20
Technical College of Applied Studies - Zrenjanin	95	39	-	1	-	4	-	-	68	-	-	22
Technical College of Applied Studies - Novi Sad	293	95	-	75	-	-	-	123	43	-	-	52

### 2.3. Students by universities, faculties and fields of education (continued)

Fields of education Universities	Total		Educa- tion	Arts and humani- ties	Social sciences, journal- ism and informa- tion	Business, admini- stration and law	Natural sciences, mathe- matics and statistics	Informa- tion and commu- nication techno- logies	Engine- ring, manufac- turing and construc- tion	Agriculture, forestry, fisheries and veterinary	Health and welfare	Services
	All	Women										
Technical College of Applied Studies - Subotica	89	17	-	-	-	7	-	48	34	-	-	-
Preschool Teacher Training and Medical College of Applied Studies - Vršac	115	113	115	-	-	-	-	-	-	-	-	-
Preschool Teacher Training College of Applied Studies - Kikinda	97	90	97	-	-	-	-	-	-	-	-	-
Preschool Teacher Training College of Applied Studies - Novi Sad	99	93	99	-	-	-	-	-	-	-	-	-
Preschool Teacher Training and Business Informatics College of Applied Studies "Sirmium" - Sremska Mitrovica	173	157	173	-	-	-	-	-	-	-	-	-
Preschool Teacher and Sports Trainers Training College of Applied Studies - Subotica	64	45	38	-	-	-	-	-	-	-	26	-
<b>Private higher schools (colleges)</b>	<b>48</b>	<b>23</b>	-	-	-	<b>35</b>	-	<b>2</b>	-	-	-	<b>11</b>
College of Applied Studies in Management and Business Communication - Sremski Karlovci	48	23	-	-	-	35	-	2	-	-	-	11
SRBIJA - JUG	8124	5162	1008	582	559	1438	381	614	1522	114	1177	729
<b>Region Šumadije i Zapadne Srbije</b>	<b>4218</b>	<b>2826</b>	<b>743</b>	<b>329</b>	<b>264</b>	<b>665</b>	<b>110</b>	<b>339</b>	<b>765</b>	<b>76</b>	<b>709</b>	<b>218</b>
<b>State universities</b>	<b>2381</b>	<b>1574</b>	<b>368</b>	<b>284</b>	<b>92</b>	<b>376</b>	<b>110</b>	<b>172</b>	<b>504</b>	<b>44</b>	<b>323</b>	<b>108</b>
University of Kragujevac	2092	1371	330	264	55	353	46	155	458	31	310	90
Faculty of Agronomy - Čačak	43	26	-	-	-	-	-	-	12	31	-	-
Faculty of Economics	185	155	-	-	41	133	-	-	-	-	-	11
Faculty of Engineering Sciences	276	117	-	-	-	15	-	30	231	-	-	-
Faculty of Mechanical Engineering and Civil Engineering of Kraljevo	49	17	-	-	-	-	-	-	47	-	-	2
Faculty of Medicine	319	242	-	-	-	9	-	-	-	-	310	-
Faculty of Law	124	78	-	-	-	124	-	-	-	-	-	-
Faculty of Natural Sciences and Mathematics	49	35	-	-	-	-	46	3	-	-	-	-
Faculty of Technical Sciences of Čačak	363	119	3	21	-	49	-	122	168	-	-	-
Joint study program Psychology of the University of Kragujevac	14	13	-	-	14	-	-	-	-	-	-	-
Faculty of Teacher Training - Užice	130	121	129	-	-	-	-	-	-	-	-	1
Faculty of Hotel Management and Tourism - Vrnjačka Banja	99	73	-	-	-	23	-	-	-	-	-	76
Faculty of Pedagogical Sciences - Jagodina	192	178	192	-	-	-	-	-	-	-	-	-
Faculty of Philology and Arts	249	197	6	243	-	-	-	-	-	-	-	-
University of Niš	8	5	-	-	-	-	-	-	-	8	-	-
Faculty of Agriculture	8	5	-	-	-	-	-	-	-	8	-	-
University of Novi Pazar	281	198	38	20	37	23	64	17	46	5	13	18
State University of Novi Pazar	281	198	38	20	37	23	64	17	46	5	13	18
<b>Private universities</b>	<b>333</b>	<b>225</b>	<b>37</b>	<b>34</b>	<b>62</b>	<b>146</b>	-	<b>24</b>	-	-	<b>23</b>	<b>7</b>
International University of Novi Pazar	149	96	37	34	33	30	-	15	-	-	-	-
International University	149	96	37	34	33	30	-	15	-	-	-	-
University "Singidunum"	90	72	-	-	17	34	-	9	-	-	23	7
Faculty of Health and Business Studies - Valjevo	90	72	-	-	17	34	-	9	-	-	23	7
Faculties not being part of university	94	57	-	-	12	82	-	-	-	-	-	-
College "Academy of Business Economics" - Čačak	94	57	-	-	12	82	-	-	-	-	-	-

### 2.3. Students by universities, faculties and fields of education (continued)

Fields of education Universities	Total		Education	Arts and humanities	Social sciences, journalism and information	Business, administration and law	Natural sciences, mathematics and statistics	Information and communication technologies	Engineering, manufacturing and construction	Agriculture, forestry, fisheries and veterinary	Health and welfare	Services
	All	Women										
<b>Academies of applied studies</b>	<b>1415</b>	<b>975</b>	<b>338</b>	<b>11</b>	<b>59</b>	<b>130</b>	-	<b>133</b>	<b>261</b>	<b>32</b>	<b>363</b>	<b>88</b>
Academy of Applied Preschool Teaching and Health Studies - Kruševac	449	366	142	-	-	-	-	-	-	-	301	6
Academy of Applied Studies Western Serbia - Užice	212	140	-	10	15	60	-	39	38	-	23	27
Academy of Applied Studies Šabac	404	313	196	-	35	47	-	19	3	32	38	34
Academy of Applied Studies Šumadija - Kragujevac	350	156	-	1	9	23	-	75	220	-	1	21
<b>Private higher schools (colleges)</b>	<b>89</b>	<b>52</b>	-	-	<b>51</b>	<b>13</b>	-	<b>10</b>	-	-	-	<b>15</b>
Business College of Applied Studies "Prof. dr Radomir Bojković" - Kruševac	89	52	-	-	51	13	-	10	-	-	-	15
<b>Region Južne i Istočne Srbije</b>	<b>3906</b>	<b>2336</b>	<b>265</b>	<b>253</b>	<b>295</b>	<b>773</b>	<b>271</b>	<b>275</b>	<b>757</b>	<b>38</b>	<b>468</b>	<b>511</b>
<b>State universities</b>	<b>2758</b>	<b>1780</b>	<b>202</b>	<b>241</b>	<b>182</b>	<b>483</b>	<b>265</b>	<b>169</b>	<b>458</b>	-	<b>464</b>	<b>294</b>
University of Belgrade	66	37	-	-	-	24	-	1	41	-	-	-
Faculty of Technical Sciences - Bor	66	37	-	-	-	24	-	1	41	-	-	-
University of Niš	2692	1743	202	241	182	459	265	168	417	-	464	294
Faculty of Civil Engineering and Architecture	136	64	-	-	-	2	-	-	134	-	-	-
Faculty of Economics	269	198	-	-	40	229	-	-	-	-	-	-
Faculty of Electrical Engineering	244	95	-	-	-	-	-	138	106	-	-	-
Faculty of Mechanical Engineering	161	80	-	-	-	64	-	10	87	-	-	-
Faculty of Medicine	434	310	-	-	-	-	-	-	-	-	423	11
Faculty of Law	164	110	-	-	-	164	-	-	-	-	-	-
Faculty of Natural Sciences and Mathematics	293	216	2	-	-	-	265	20	-	-	-	6
Faculty of Technology - Leskovac	70	54	-	5	-	-	-	-	65	-	-	-
Faculty of Pedagogy - Vranje	140	121	140	-	-	-	-	-	-	-	-	-
Faculty of Occupational Safety	131	71	-	-	-	-	-	-	25	-	-	106
Faculty of Sports and Physical Education	171	42	-	-	-	-	-	-	-	-	-	171
Faculty of Arts	73	57	18	55	-	-	-	-	-	-	-	-
Faculty of Philosophy	406	325	42	181	142	-	-	-	-	-	41	-
<b>Private universities</b>	<b>313</b>	<b>129</b>	-	-	<b>54</b>	<b>178</b>	-	-	<b>81</b>	-	-	-
University "Megatrend"	48	22	-	-	33	15	-	-	-	-	-	-
Faculty of Management - Zaječar	48	22	-	-	33	15	-	-	-	-	-	-
University "Union - Nikola Tesla"	265	107	-	-	21	163	-	-	81	-	-	-
Faculty of Law, Security and Management "Constantine the Great" - Niš	163	79	-	-	-	163	-	-	-	-	-	-
Faculty of Applied Sciences - Niš	102	28	-	-	21	-	-	-	81	-	-	-
<b>Academies of applied studies</b>	<b>780</b>	<b>402</b>	<b>63</b>	<b>12</b>	<b>59</b>	<b>103</b>	<b>6</b>	<b>106</b>	<b>218</b>	<b>38</b>	-	<b>175</b>
Academy of Applied Studies Southern Serbia - Leskovac	344	207	-	12	38	84	6	15	38	12	-	139
Academy of Technical and Educational Applied Studies - Niš	383	172	63	-	21	13	-	91	159	-	-	36
Toplica Academy of Applied Studies - Prokuplje	53	23	-	-	-	6	-	-	21	26	-	-
<b>Private higher schools (colleges)</b>	<b>55</b>	<b>25</b>	-	-	-	<b>9</b>	-	-	-	-	<b>4</b>	<b>42</b>
Business College of Applied Studies "Business"	6	3	-	-	-	6	-	-	-	-	-	-
College of Applied Studies in Criminalistics and Security - Niš	49	22	-	-	-	3	-	-	-	-	4	42
<b>Region Kosovo i Metohija</b>	...	...	...	...	...	...	...	...	...	...	...	...

## 2.4. Graduated students by financing modalities and sex

	Students											
	Total			Budget-financed			Self-financed			Budget-financed and self-financed		
	All	Men	Women	All	Men	Women	All	Men	Women	All	Men	Women
<b>REPUBLIC OF SERBIA</b>	<b>36951</b>	<b>14516</b>	<b>22435</b>	<b>13785</b>	<b>4925</b>	<b>8860</b>	<b>17191</b>	<b>7048</b>	<b>10143</b>	<b>5975</b>	<b>2543</b>	<b>3432</b>
SRBIJA – SEVER	28827	11554	17273	10320	3760	6560	13726	5745	7981	4781	2049	2732
<b>Beogradski region</b>	<b>20191</b>	<b>8190</b>	<b>12001</b>	<b>6488</b>	<b>2345</b>	<b>4143</b>	<b>10271</b>	<b>4402</b>	<b>5869</b>	<b>3432</b>	<b>1443</b>	<b>1989</b>
<b>State universities</b>	<b>11472</b>	<b>4231</b>	<b>7241</b>	<b>5369</b>	<b>1876</b>	<b>3493</b>	<b>3253</b>	<b>1193</b>	<b>2060</b>	<b>2850</b>	<b>1162</b>	<b>1688</b>
University of Criminalistic and Police Studies	238	123	115	68	38	30	130	60	70	40	25	15
University of Defense	164	103	61	137	83	54	27	20	7	-	-	-
University of Belgrade	10538	3830	6708	4869	1658	3211	2941	1055	1886	2728	1117	1611
Faculty of Architecture	432	120	312	326	84	242	34	11	23	72	25	47
Interdisciplinary studies of the University of Belgrade	75	43	32	12	7	5	59	35	24	4	1	3
Faculty of Biology	304	73	231	146	42	104	80	15	65	78	16	62
Faculty of Orthodox Theology	160	138	22	54	45	9	63	53	10	43	40	3
Faculty of Veterinary Medicine	87	43	44	30	9	21	17	12	5	40	22	18
Faculty of Geography	306	84	222	108	27	81	121	33	88	77	24	53
Faculty of Civil Engineering	448	277	171	98	48	50	51	36	15	299	193	106
Faculty of Economics	198	54	144	25	11	14	146	37	109	27	6	21
Faculty of Electrical Engineering	755	482	273	409	237	172	175	121	54	171	124	47
Faculty of Mathematics	234	108	126	88	43	45	47	18	29	99	47	52
Faculty of Mechanical Engineering	561	399	162	378	253	125	71	55	16	112	91	21
Faculty of Medicine	523	176	347	347	115	232	139	50	89	37	11	26
Faculty of Agriculture	269	91	178	118	32	86	26	8	18	125	51	74
Faculty of Law	754	292	462	240	90	150	257	101	156	257	101	156
Faculty of Mining and Geology	197	116	81	87	48	39	62	43	19	48	25	23
Faculty of Transport and Traffic Engineering	258	117	141	138	50	88	54	27	27	66	40	26
Faculty of Stomatology	143	42	101	85	22	63	20	7	13	38	13	25
Faculty of Technology and Metallurgy	291	59	232	159	31	128	55	15	40	77	13	64
Teacher Training Faculty	433	15	418	156	6	150	247	9	238	30	-	30
Faculty of Security	195	65	130	91	24	67	101	39	62	3	2	1
Faculty of Special Education and Rehabilitation	307	21	286	140	5	135	82	11	71	85	5	80
Faculty of Physical Chemistry	92	23	69	32	8	24	26	9	17	34	6	28
Faculty of Organizational Sciences	906	299	607	372	111	261	379	126	253	155	62	93
Faculty of Political Sciences	248	67	181	91	30	61	62	15	47	95	22	73
Faculty of Sports and Physical Education	172	108	64	48	25	23	101	70	31	23	13	10
Faculty of Pharmacy	349	47	302	133	19	114	143	15	128	73	13	60
Faculty of Physics	81	36	45	32	17	15	23	11	12	26	8	18
Faculty of Philosophy	517	165	352	282	85	197	76	18	58	159	62	97
Faculty of Philology	892	133	759	471	71	400	159	19	140	262	43	219
Faculty of Chemistry	181	54	127	106	34	72	20	7	13	55	13	42
Faculty of Forestry	170	83	87	67	29	38	45	29	16	58	25	33
University of Arts	532	175	357	295	97	198	155	58	97	82	20	62
Interdisciplinary studies of the University of Arts	26	10	16	3	1	2	23	9	14	-	-	-
Faculty of Dramatic Arts	97	41	56	48	16	32	31	18	13	18	7	11
Faculty of Fine Arts	95	28	67	68	19	49	20	8	12	7	1	6
Faculty of Music	177	63	114	113	43	70	46	16	30	18	4	14
Faculty of Applied Arts	137	33	104	63	18	45	35	7	28	39	8	31

## 2.4. Graduated students by financing modalities and sex (continued)

	Students											
	Total			Budget-financed			Self-financed			Budget-financed and self-financed		
	All	Men	Women	All	Men	Women	All	Men	Women	All	Men	Women
<b>Private universities</b>	<b>3752</b>	<b>1702</b>	<b>2050</b>	-	-	-	<b>3752</b>	<b>1702</b>	<b>2050</b>	-	-	-
Alfa BK University	216	108	108	-	-	-	216	108	108	-	-	-
Academy of Arts	40	22	18	-	-	-	40	22	18	-	-	-
Faculty of Information Technologies, Faculty of Mathematics and Computing Sciences, Faculty of Finance, Banking and Auditing, Faculty of Foreign Languages and Faculty of Sports Management	176	86	90	-	-	-	176	86	90	-	-	-
University "Educons"	46	21	25	-	-	-	46	21	25	-	-	-
Faculty of Project and Innovation Management	46	21	25	-	-	-	46	21	25	-	-	-
University "Megatrend"	177	84	93	-	-	-	177	84	93	-	-	-
Geoeconomic Faculty	14	6	8	-	-	-	14	6	8	-	-	-
Integrated studies of the University Megatrend	14	11	3	-	-	-	14	11	3	-	-	-
Faculty of Law	45	19	26	-	-	-	45	19	26	-	-	-
Faculty of Culture and Media	18	7	11	-	-	-	18	7	11	-	-	-
Faculty of Business Studies	53	23	30	-	-	-	53	23	30	-	-	-
Faculty of Arts and Design	10	2	8	-	-	-	10	2	8	-	-	-
Faculty of Civil Aviation	23	16	7	-	-	-	23	16	7	-	-	-
University "Metropolitan"	180	87	93	-	-	-	180	87	93	-	-	-
Faculty of Applied Ecology "Futura"	34	13	21	-	-	-	34	13	21	-	-	-
Faculty of Information Technologies, Faculty of Management and Faculty of Digital Arts	82	38	44	-	-	-	82	38	44	-	-	-
FEFA faculty	64	36	28	-	-	-	64	36	28	-	-	-
University "Business Academy"	293	119	174	-	-	-	293	119	174	-	-	-
Faculty of Social Sciences	27	18	9	-	-	-	27	18	9	-	-	-
Faculty of Applied Management, Economics and Finances	193	82	111	-	-	-	193	82	111	-	-	-
Faculty of Contemporary Arts	73	19	54	-	-	-	73	19	54	-	-	-
University "Singidunum"	980	400	580	-	-	-	980	400	580	-	-	-
Faculty of Business, Faculty of Informatics and Computing Science, Faculty of Tourism and Hospitality Management, Faculty of Physical Culture and Sports Management and Faculty of Technical Sciences	767	365	402	-	-	-	767	365	402	-	-	-
Faculty of Media and Communications	213	35	178	-	-	-	213	35	178	-	-	-
University "Union - Nikola Tesla"	614	292	322	-	-	-	614	292	322	-	-	-
Faculty of Civil Engineering Management, Faculty of Entrepreneurial Business and Real Estate Management, Faculty of Ecology and Environmental Protection, Faculty of International Politics and Security, Faculty of Economics and Finances and Faculty of Informatics and Computing Science	156	80	76	-	-	-	156	80	76	-	-	-
Faculty of Diplomacy and Security	54	24	30	-	-	-	54	24	30	-	-	-

## 2.4. Graduated students by financing modalities and sex (continued)

	Students											
	Total			Budget-financed			Self-financed			Budget-financed and self-financed		
	All	Men	Women	All	Men	Women	All	Men	Women	All	Men	Women
Faculty of Information Technologies and Engineering	28	17	11	-	-	-	28	17	11	-	-	-
Faculty of Business Studies and Law	304	115	189	-	-	-	304	115	189	-	-	-
Faculty of Sports	72	56	16	-	-	-	72	56	16	-	-	-
University "Union"	272	125	147	-	-	-	272	125	147	-	-	-
Belgrade Banking Academy - Faculty of Banking, Insurance and Finances	151	53	98	-	-	-	151	53	98	-	-	-
Faculty of Law	54	31	23	-	-	-	54	31	23	-	-	-
Faculty of Computer Science	67	41	26	-	-	-	67	41	26	-	-	-
University "MB"	204	112	92	-	-	-	204	112	92	-	-	-
Faculty of Business and Law - Mladenovac	204	112	92	-	-	-	204	112	92	-	-	-
Faculties not being part of a university	770	354	416	-	-	-	770	354	416	-	-	-
Technical College of Academic Studies	35	32	3	-	-	-	35	32	3	-	-	-
College of Academic Studies "Dositej"	18	8	10	-	-	-	18	8	10	-	-	-
College of Communications	26	4	22	-	-	-	26	4	22	-	-	-
Faculty of Business Economics and Entrepreneurship - PEP	431	187	244	-	-	-	431	187	244	-	-	-
Modern Business School	189	114	75	-	-	-	189	114	75	-	-	-
College of Social Work	63	8	55	-	-	-	63	8	55	-	-	-
College – Academy of the Serbian Orthodox Church for Arts and Conservation	8	1	7	-	-	-	8	1	7	-	-	-
<b>Academies of applied studies</b>	<b>3786</b>	<b>1813</b>	<b>1973</b>	<b>1119</b>	<b>469</b>	<b>650</b>	<b>2085</b>	<b>1063</b>	<b>1022</b>	<b>582</b>	<b>281</b>	<b>301</b>
Belgrade Academy of Business and Art of Applied Studies	917	306	611	196	52	144	612	220	392	109	34	75
Academy of Applied Studies Belgrade	1047	265	782	329	77	252	502	128	374	216	60	156
Academy of Technical Applied Studies Belgrade	520	266	254	209	84	125	275	155	120	36	27	9
Academy of Technical and Art Applied Studies Belgrade	1302	976	326	385	256	129	696	560	136	221	160	61
<b>Private higher schools (colleges)</b>	<b>1181</b>	<b>444</b>	<b>737</b>	-	-	-	<b>1181</b>	<b>444</b>	<b>737</b>	-	-	-
Football Academy - College of Applied Studies	33	25	8	-	-	-	33	25	8	-	-	-
Medical College of Applied Studies "Medika"	75	4	71	-	-	-	75	4	71	-	-	-
Medical and Sanitary College of Applied Studies "Visan"	208	41	167	-	-	-	208	41	167	-	-	-
Medical College of Applied Studies "Milutin Milanković"	141	31	110	-	-	-	141	31	110	-	-	-
Business College of Applied Studies "Čačak" - Zemun	209	98	111	-	-	-	209	98	111	-	-	-
Sport and Health College of Applied Studies	98	48	50	-	-	-	98	48	50	-	-	-
College of Applied Studies in Entrepreneurship	66	37	29	-	-	-	66	37	29	-	-	-
College of Applied Studies ICEPS - International Centre of Professional Studies	133	28	105	-	-	-	133	28	105	-	-	-
College of Applied Studies in Economics and Administration	46	19	27	-	-	-	46	19	27	-	-	-
College of Applied Studies in Information Technologies	163	107	56	-	-	-	163	107	56	-	-	-
Sport Academy	9	6	3	-	-	-	9	6	3	-	-	-

## 2.4. Graduated students by financing modalities and sex (continued)

	Students											
	Total			Budget-financed			Self-financed			Budget-financed and self-financed		
	All	Men	Women	All	Men	Women	All	Men	Women	All	Men	Women
<b>Region Vojvodine</b>	<b>8636</b>	<b>3364</b>	<b>5272</b>	<b>3832</b>	<b>1415</b>	<b>2417</b>	<b>3455</b>	<b>1343</b>	<b>2112</b>	<b>1349</b>	<b>606</b>	<b>743</b>
<b>State Universities</b>	<b>5677</b>	<b>2197</b>	<b>3480</b>	<b>3353</b>	<b>1236</b>	<b>2117</b>	<b>1072</b>	<b>408</b>	<b>664</b>	<b>1252</b>	<b>553</b>	<b>699</b>
University of Novi Sad	5677	2197	3480	3353	1236	2117	1072	408	664	1252	553	699
Academy of Arts	237	82	155	192	65	127	18	8	10	27	9	18
Faculty of Civil Engineering - Subotica	82	52	30	31	20	11	9	6	3	42	26	16
Faculty of Economics - Subotica	492	138	354	319	80	239	137	50	87	36	8	28
Faculty of Medicine	598	166	432	304	83	221	132	44	88	162	39	123
Faculty of Teacher Training - Sombor	79	9	70	35	5	30	42	4	38	2	-	2
Faculty of Agriculture	321	140	181	172	68	104	65	29	36	84	43	41
Faculty of Law	290	113	177	57	17	40	126	52	74	107	44	63
Faculty of Natural Sciences and Mathematics	567	188	379	333	104	229	140	49	91	94	35	59
Technical Faculty "Mihajlo Pupin" - Zrenjanin	219	109	110	179	89	90	26	9	17	14	11	3
Faculty of Technology	173	32	141	127	24	103	23	2	21	23	6	17
University of Novi Sad - rectorate	13	4	9	3	2	1	9	2	7	1	-	1
Teacher Training Faculty in the Hungarian Language – Subotica	38	2	36	33	2	31	5	-	5	-	-	-
Faculty of Sports and Physical Education	234	141	93	102	55	47	84	50	34	48	36	12
Faculty of Technical Sciences	1872	936	936	1177	564	613	162	93	69	533	279	254
Faculty of Philosophy	462	85	377	289	58	231	94	10	84	79	17	62
<b>Private universities</b>	<b>1756</b>	<b>735</b>	<b>1021</b>	-	-	-	<b>1756</b>	<b>735</b>	<b>1021</b>	-	-	-
University "Educons"	316	133	183	-	-	-	316	133	183	-	-	-
University Educons - integrated faculties	265	111	154	-	-	-	265	111	154	-	-	-
Faculty of Sports and Psychology	51	22	29	-	-	-	51	22	29	-	-	-
University "Business Academy"	822	341	481	-	-	-	822	341	481	-	-	-
Law Faculty for Business and Judiciary	478	200	278	-	-	-	478	200	278	-	-	-
Faculty of Stomatology - Pančevo	60	25	35	-	-	-	60	25	35	-	-	-
Faculty of Economics and Engineering Management	198	105	93	-	-	-	198	105	93	-	-	-
Faculty of Pharmacy - Novi Sad	86	11	75	-	-	-	86	11	75	-	-	-
University "Union - Nikola Tesla"	408	208	200	-	-	-	408	208	200	-	-	-
Faculty of Management - Sremski Karlovci	408	208	200	-	-	-	408	208	200	-	-	-
University "Union"	210	53	157	-	-	-	210	53	157	-	-	-
Faculty of Law and Business Studies "Dr Lazar Vrkatić" - Novi Sad	210	53	157	-	-	-	210	53	157	-	-	-
<b>State higher schools (colleges)</b>	<b>1155</b>	<b>407</b>	<b>748</b>	<b>479</b>	<b>179</b>	<b>300</b>	<b>579</b>	<b>175</b>	<b>404</b>	<b>97</b>	<b>53</b>	<b>44</b>
Business College of Applied Studies - Novi Sad	130	31	99	61	9	52	47	12	35	22	10	12
Technical College of Applied Studies - Zrenjanin	95	56	39	44	23	21	34	23	11	17	10	7
Technical College of Applied Studies - Novi Sad	293	198	95	139	81	58	144	108	36	10	9	1
Technical College of Applied Studies - Subotica	89	72	17	57	46	11	5	3	2	27	23	4

## 2.4. Graduated students by financing modalities and sex (continued)

	Students											
	Total			Budget-financed			Self-financed			Budget-financed and self-financed		
	All	Men	Women	All	Men	Women	All	Men	Women	All	Men	Women
Preschool Teacher Training and Medical College of Applied Studies - Vršac	115	2	113	26	1	25	86	1	85	3	-	3
Preschool Teacher Training College of Applied Studies - Kikinda	97	7	90	35	3	32	61	4	57	1	-	1
Preschool Teacher Training College of Applied Studies - Novi Sad	99	6	93	34	1	33	52	5	47	13	-	13
Preschool Teacher Training and Business Informatics College of Applied Studies "Sirmium" - Sremska Mitrovica	173	16	157	49	5	44	123	10	113	1	1	-
Preschool Teacher and Sports Trainers Training College of Applied Studies - Subotica	64	19	45	34	10	24	27	9	18	3	-	3
<b>Private higher schools (colleges)</b>	<b>48</b>	<b>25</b>	<b>23</b>	-	-	-	<b>48</b>	<b>25</b>	<b>23</b>	-	-	-
College of Applied Studies in Management and Business Communication - Sremski Karlovci	48	25	23	-	-	-	48	25	23	-	-	-
SRBIJA - JUG	8124	2962	5162	3465	1165	2300	3465	1303	2162	1194	494	700
<b>Region Šumadije i Zapadne Srbije</b>	<b>4218</b>	<b>1392</b>	<b>2826</b>	<b>1758</b>	<b>545</b>	<b>1213</b>	<b>1950</b>	<b>675</b>	<b>1275</b>	<b>510</b>	<b>172</b>	<b>338</b>
<b>State universities</b>	<b>2381</b>	<b>807</b>	<b>1574</b>	<b>1218</b>	<b>388</b>	<b>830</b>	<b>803</b>	<b>293</b>	<b>510</b>	<b>360</b>	<b>126</b>	<b>234</b>
University of Kragujevac	2092	721	1371	1073	346	727	721	271	450	298	104	194
Faculty of Agronomy - Čačak	43	17	26	5	-	5	15	7	8	23	10	13
Faculty of Economics	185	30	155	94	14	80	62	11	51	29	5	24
Faculty of Engineering Sciences	276	159	117	190	107	83	58	33	25	28	19	9
Faculty of Mechanical Engineering and Civil Engineering of Kraljevo	49	32	17	34	22	12	11	7	4	4	3	1
Faculty of Medicine	319	77	242	186	30	156	102	33	69	31	14	17
Faculty of Law	124	46	78	47	14	33	39	18	21	38	14	24
Faculty of Natural Sciences and Mathematics	49	14	35	22	4	18	27	10	17	-	-	-
Faculty of Technical Sciences of Čačak	363	244	119	194	110	84	143	117	26	26	17	9
Joint study program Psychology of the University of Kragujevac	14	1	13	-	-	-	14	1	13	-	-	-
Faculty of Teacher Training - Užice	130	9	121	44	2	42	67	5	62	19	2	17
Faculty of Hotel Management and Tourism - Vrnjačka Banja	99	26	73	35	7	28	19	8	11	45	11	34
Faculty of Pedagogical Sciences - Jagodina	192	14	178	63	4	59	123	10	113	6	-	6
Faculty of Philology and Arts	249	52	197	159	32	127	41	11	30	49	9	40
University of Niš	8	3	5	8	3	5	-	-	-	-	-	-
Faculty of Agriculture	8	3	5	8	3	5	-	-	-	-	-	-
University of Novi Pazar	281	83	198	137	39	98	82	22	60	62	22	40
State University of Novi Pazar	281	83	198	137	39	98	82	22	60	62	22	40
<b>Private universities</b>	<b>333</b>	<b>108</b>	<b>225</b>	-	-	-	<b>333</b>	<b>108</b>	<b>225</b>	-	-	-
International University of Novi Pazar	149	53	96	-	-	-	149	53	96	-	-	-
International University	149	53	96	-	-	-	149	53	96	-	-	-
University "Singidunum"	90	18	72	-	-	-	90	18	72	-	-	-
Faculty of Health and Business Studies - Valjevo	90	18	72	-	-	-	90	18	72	-	-	-
Faculties not being part of university	94	37	57	-	-	-	94	37	57	-	-	-
College "Academy of Business Economics" - Čačak	94	37	57	-	-	-	94	37	57	-	-	-
<b>Academies of applied studies</b>	<b>1415</b>	<b>440</b>	<b>975</b>	<b>540</b>	<b>157</b>	<b>383</b>	<b>725</b>	<b>237</b>	<b>488</b>	<b>150</b>	<b>46</b>	<b>104</b>
Academy of Applied Preschool Teaching and Health Studies - Kruševac	449	83	366	116	13	103	284	65	219	49	5	44
Academy of Applied Studies Western Serbia - Užice	212	72	140	119	37	82	76	29	47	17	6	11



## 2.4. Graduated students by financing modalities and sex (continued)

	Students											
	Total			Budget-financed			Self-financed			Budget-financed and self-financed		
	All	Men	Women	All	Men	Women	All	Men	Women	All	Men	Women
Academy of Applied Studies Šabac	404	91	313	187	41	146	182	41	141	35	9	26
Academy of Applied Studies Šumadija - Kragujevac	350	194	156	118	66	52	183	102	81	49	26	23
<b>Private higher schools (colleges)</b>	<b>89</b>	<b>37</b>	<b>52</b>	-	-	-	<b>89</b>	<b>37</b>	<b>52</b>	-	-	-
Business College of Applied Studies "Prof. dr Radomir Bojković" - Kruševac	89	37	52	-	-	-	89	37	52	-	-	-
<b>Region Južne i Istočne Srbije</b>	<b>3906</b>	<b>1570</b>	<b>2336</b>	<b>1707</b>	<b>620</b>	<b>1087</b>	<b>1515</b>	<b>628</b>	<b>887</b>	<b>684</b>	<b>322</b>	<b>362</b>
<b>State universities</b>	<b>2758</b>	<b>978</b>	<b>1780</b>	<b>1353</b>	<b>452</b>	<b>901</b>	<b>789</b>	<b>241</b>	<b>548</b>	<b>616</b>	<b>285</b>	<b>331</b>
University of Belgrade	66	29	37	12	3	9	10	6	4	44	20	24
Faculty of Technical Sciences - Bor	66	29	37	12	3	9	10	6	4	44	20	24
University of Niš	2692	949	1743	1341	449	892	779	235	544	572	265	307
Faculty of Civil Engineering and Architecture	136	72	64	93	50	43	28	17	11	15	5	10
Faculty of Economics	269	71	198	106	25	81	162	46	116	1	-	1
Faculty of Electrical Engineering	244	149	95	128	72	56	22	15	7	94	62	32
Faculty of Mechanical Engineering	161	81	80	83	37	46	21	10	11	57	34	23
Faculty of Medicine	434	124	310	217	65	152	141	28	113	76	31	45
Faculty of Law	164	54	110	41	10	31	49	19	30	74	25	49
Faculty of Natural Sciences and Mathematics	293	77	216	182	54	128	55	6	49	56	17	39
Faculty of Technology - Leskovac	70	16	54	51	9	42	13	3	10	6	4	2
Faculty of Pedagogy - Vranje	140	19	121	64	6	58	68	11	57	8	2	6
Faculty of Occupational Safety	131	60	71	35	11	24	43	23	20	53	26	27
Faculty of Sports and Physical Education	171	129	42	64	50	14	56	39	17	51	40	11
Faculty of Arts	73	16	57	59	14	45	13	1	12	1	1	-
Faculty of Philosophy	406	81	325	218	46	172	108	17	91	80	18	62
<b>Private universities</b>	<b>313</b>	<b>184</b>	<b>129</b>	-	-	-	<b>313</b>	<b>184</b>	<b>129</b>	-	-	-
University "Megatrend"	48	26	22	-	-	-	48	26	22	-	-	-
Faculty of Management - Zaječar	48	26	22	-	-	-	48	26	22	-	-	-
University "Union - Nikola Tesla"	265	158	107	-	-	-	265	158	107	-	-	-
Faculty of Law, Security and Management "Constantine the Great" - Niš	163	84	79	-	-	-	163	84	79	-	-	-
Faculty of Applied Sciences - Niš	102	74	28	-	-	-	102	74	28	-	-	-
<b>Academies of applied studies</b>	<b>780</b>	<b>378</b>	<b>402</b>	<b>354</b>	<b>168</b>	<b>186</b>	<b>358</b>	<b>173</b>	<b>185</b>	<b>68</b>	<b>37</b>	<b>31</b>
Academy of Applied Studies Southern Serbia - Leskovac	344	137	207	138	50	88	166	67	99	40	20	20
Academy of Technical and Educational Applied Studies - Niš	383	211	172	192	106	86	164	88	76	27	17	10
Toplica Academy of Applied Studies - Prokuplje	53	30	23	24	12	12	28	18	10	1	-	1
<b>Private higher schools (colleges)</b>	<b>55</b>	<b>30</b>	<b>25</b>	-	-	-	<b>55</b>	<b>30</b>	<b>25</b>	-	-	-
Business College of Applied Studies "Business"	6	3	3	-	-	-	6	3	3	-	-	-
College of Applied Studies in Criminalistics and Security - Niš	49	27	22	-	-	-	49	27	22	-	-	-
<b>Region Kosovo i Metohija</b>	...	...	...	...	...	...	...	...	...	...	...	...

## 2.5. Graduated students by previously completed school

	Total			Previously completed school								
	All	Men	Women	Gymnasiums	Mining, geology and metallurgy	Forestry and wood processing	Machinery and metal processing	Electrical engineering	Textile and leather industry	Chemistry, non-metal work and printing	Construction, architecture and geodesy	Transport
<b>REPUBLIC OF SERBIA</b>	<b>36951</b>	<b>14516</b>	<b>22435</b>	<b>15603</b>	<b>15</b>	<b>61</b>	<b>1128</b>	<b>1396</b>	<b>121</b>	<b>626</b>	<b>544</b>	<b>532</b>
Higher schools (colleges) / Academies of applied studies	8509	3574	4935	1441	4	12	276	625	56	291	139	221
Faculties and art academies	28442	10942	17500	14162	11	49	852	771	65	335	405	311
<b>SRBIJA – SEVER</b>	<b>28827</b>	<b>11554</b>	<b>17273</b>	<b>13209</b>	<b>14</b>	<b>49</b>	<b>874</b>	<b>1162</b>	<b>87</b>	<b>436</b>	<b>503</b>	<b>398</b>
Higher schools (colleges) / Academies of applied studies	6170	2689	3481	1101	4	6	183	538	41	186	121	156
Faculties and art academies	22657	8865	13792	12108	10	43	691	624	46	250	382	242
<b>Beogradski region</b>	<b>20191</b>	<b>8190</b>	<b>12001</b>	<b>9568</b>	<b>10</b>	<b>33</b>	<b>336</b>	<b>788</b>	<b>75</b>	<b>278</b>	<b>267</b>	<b>250</b>
Higher schools (colleges) / Academies of applied studies	4967	2257	2710	843	4	4	132	415	37	126	83	122
Faculties and art academies	15224	5933	9291	8725	6	29	204	373	38	152	184	128
<b>Region Vojvodine</b>	<b>8636</b>	<b>3364</b>	<b>5272</b>	<b>3641</b>	<b>4</b>	<b>16</b>	<b>538</b>	<b>374</b>	<b>12</b>	<b>158</b>	<b>236</b>	<b>148</b>
Higher schools (colleges)	1203	432	771	258	-	2	51	123	4	60	38	34
Faculties and art academies	7433	2932	4501	3383	4	14	487	251	8	98	198	114
<b>SRBIJA – JUG</b>	<b>8124</b>	<b>2962</b>	<b>5162</b>	<b>2394</b>	<b>1</b>	<b>12</b>	<b>254</b>	<b>234</b>	<b>34</b>	<b>190</b>	<b>41</b>	<b>134</b>
Higher schools (colleges) / Academies of applied studies	2339	885	1454	340	-	6	93	87	15	105	18	65
Faculties and art academies	5785	2077	3708	2054	1	6	161	147	19	85	23	69
<b>Region Šumadije i Zapadne Srbije</b>	<b>4218</b>	<b>1392</b>	<b>2826</b>	<b>1050</b>	<b>1</b>	<b>9</b>	<b>149</b>	<b>97</b>	<b>14</b>	<b>79</b>	<b>12</b>	<b>81</b>
Higher schools (colleges) / Academies of applied studies	1504	477	1027	219	-	6	59	29	2	63	9	44
Faculties and art academies	2714	915	1799	831	1	3	90	68	12	16	3	37
<b>Region Južne i Istočne Srbije</b>	<b>3906</b>	<b>1570</b>	<b>2336</b>	<b>1344</b>	<b>-</b>	<b>3</b>	<b>105</b>	<b>137</b>	<b>20</b>	<b>111</b>	<b>29</b>	<b>53</b>
Higher schools (colleges) / Academies of applied studies	835	408	427	121	-	-	34	58	13	42	9	21
Faculties and art academies	3071	1162	1909	1223	-	3	71	79	7	69	20	32
<b>Region Kosovo i Metohija</b>	...	...	...	...	...	...	...	...	...	...	...	...

Previously completed secondary school												
Agriculture and food processing	Hydro-meteorology, science and mathematics	Economics, law and administration	Tourism, catering and trade	Health and social welfare	Teacher training	Personal services	Culture, arts and public communication	Religion	Military and police	Other technical and vocational schools lasting four years	Unknown	
<b>651</b>	<b>20</b>	<b>5786</b>	<b>768</b>	<b>4252</b>	<b>27</b>	<b>20</b>	<b>661</b>	<b>103</b>	<b>101</b>	<b>3917</b>	<b>619</b>	<b>REPUBLIC OF SERBIA</b>
243	2	1493	325	1439	7	9	74	1	15	1556	280	Higher schools (colleges) / Academies of applied studies
408	18	4293	443	2813	20	11	587	102	86	2361	339	Faculties and art academies
440	20	4174	523	3024	25	16	516	97	94	2625	541	SRBIJA – SEVER
127	2	1007	207	1111	7	7	51	-	12	1031	272	Higher schools (colleges) / Academies of applied studies
313	18	3167	316	1913	18	9	465	97	82	1594	269	Faculties and art academies
<b>220</b>	<b>19</b>	<b>2527</b>	<b>432</b>	<b>2102</b>	<b>13</b>	<b>13</b>	<b>299</b>	<b>94</b>	<b>73</b>	<b>2298</b>	<b>496</b>	<b>Beogradski region</b>
83	2	748	187	981	-	5	38	-	11	881	265	Higher schools (colleges) / Academies of applied studies
137	17	1779	245	1121	13	8	261	94	62	1417	231	Faculties and art academies
<b>220</b>	<b>1</b>	<b>1647</b>	<b>91</b>	<b>922</b>	<b>12</b>	<b>3</b>	<b>217</b>	<b>3</b>	<b>21</b>	<b>327</b>	<b>45</b>	<b>Region Vojvodine</b>
44	-	259	20	130	7	2	13	-	1	150	7	Higher schools (colleges)
176	1	1388	71	792	5	1	204	3	20	177	38	Faculties and art academies
211	-	1612	245	1228	2	4	145	6	7	1292	78	SRBIJA – JUG
116	-	486	118	328	-	2	23	1	3	525	8	Higher schools (colleges) / Academies of applied studies
95	-	1126	127	900	2	2	122	5	4	767	70	Faculties and art academies
<b>139</b>	<b>-</b>	<b>894</b>	<b>103</b>	<b>736</b>	<b>2</b>	<b>2</b>	<b>64</b>	<b>3</b>	<b>3</b>	<b>763</b>	<b>17</b>	<b>Region Šumadije i Zapadne Srbije</b>
89	-	312	27	312	-	2	16	1	3	306	5	Higher schools (colleges) / Academies of applied studies
50	-	582	76	424	2	-	48	2	-	457	12	Faculties and art academies
<b>72</b>	<b>-</b>	<b>718</b>	<b>142</b>	<b>492</b>	<b>-</b>	<b>2</b>	<b>81</b>	<b>3</b>	<b>4</b>	<b>529</b>	<b>61</b>	<b>Region Južne i Istočne Srbije</b>
27	-	174	91	16	-	-	7	-	-	219	3	Higher schools (colleges) / Academies of applied studies
45	-	544	51	476	-	2	74	3	4	310	58	Faculties and art academies
...	...	...	...	...	...	...	...	...	...	...	...	<b>Region Kosovo i Metohija</b>

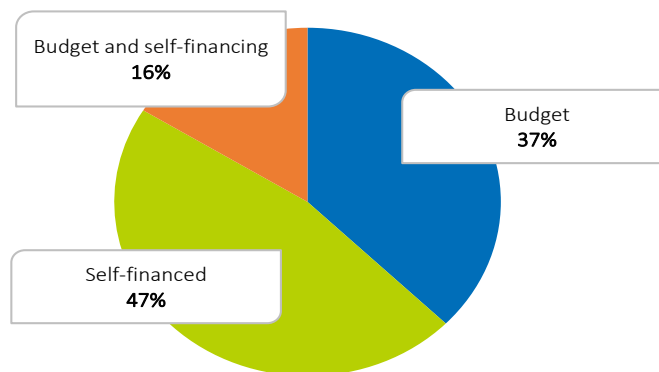
## 2.6. Students by universities

	Students			Financing modality								
				Budget-financed			Self-financed			Budget-financed and self-financed		
	All	Men	Women	All	Men	Women	All	Men	Women	All	Men	Women
<b>REPUBLIC OF SERBIA</b>	<b>36951</b>	<b>14516</b>	<b>22435</b>	<b>13785</b>	<b>4925</b>	<b>8860</b>	<b>17191</b>	<b>7048</b>	<b>10143</b>	<b>5975</b>	<b>2543</b>	<b>3432</b>
<b>State universities</b>	<b>22288</b>	<b>8213</b>	<b>14075</b>	<b>11293</b>	<b>3952</b>	<b>7341</b>	<b>5917</b>	<b>2135</b>	<b>3782</b>	<b>5078</b>	<b>2126</b>	<b>2952</b>
University of Criminologic and Police Studies	238	123	115	68	38	30	130	60	70	40	25	15
University of Defense	164	103	61	137	83	54	27	20	7	-	-	-
University of Belgrade	10604	3859	6745	4881	1661	3220	2951	1061	1890	2772	1137	1635
University of Kragujevac	2092	721	1371	1073	346	727	721	271	450	298	104	194
University of Niš	2700	952	1748	1349	452	897	779	235	544	572	265	307
University of Novi Pazar	281	83	198	137	39	98	82	22	60	62	22	40
University of Novi Sad	5677	2197	3480	3353	1236	2117	1072	408	664	1252	553	699
University of Arts	532	175	357	295	97	198	155	58	97	82	20	62
<b>Private universities</b>	<b>6154</b>	<b>2729</b>	<b>3425</b>	-	-	-	<b>6154</b>	<b>2729</b>	<b>3425</b>	-	-	-
"Alfa BK" University	216	108	108	-	-	-	216	108	108	-	-	-
International University of Novi Pazar	149	53	96	-	-	-	149	53	96	-	-	-
University "Educons"	362	154	208	-	-	-	362	154	208	-	-	-
University "Megatrend"	225	110	115	-	-	-	225	110	115	-	-	-
University "Metropolitan"	180	87	93	-	-	-	180	87	93	-	-	-
University "Business Academy"	1115	460	655	-	-	-	1115	460	655	-	-	-
University "Singidunum"	1070	418	652	-	-	-	1070	418	652	-	-	-
University "Union – Nikola Tesla"	1287	658	629	-	-	-	1287	658	629	-	-	-
University "Union"	482	178	304	-	-	-	482	178	304	-	-	-
University "MB"	204	112	92	-	-	-	204	112	92	-	-	-
Faculties not being part of universities	864	391	473	-	-	-	864	391	473	-	-	-
<b>State higher schools (colleges) / Academies of applied studies</b>	<b>7136</b>	<b>3038</b>	<b>4098</b>	<b>2492</b>	<b>973</b>	<b>1519</b>	<b>3747</b>	<b>1648</b>	<b>2099</b>	<b>897</b>	<b>417</b>	<b>480</b>
State higher schools (colleges) / Academies of applied studies	7136	3038	4098	2492	973	1519	3747	1648	2099	897	417	480
<b>Private higher schools (colleges)</b>	<b>1373</b>	<b>536</b>	<b>837</b>	-	-	-	<b>1373</b>	<b>536</b>	<b>837</b>	-	-	-
Private higher schools (colleges)	1373	536	837	-	-	-	1373	536	837	-	-	-
<b>SRBIJA – SEVER</b>	<b>28827</b>	<b>11554</b>	<b>17273</b>	<b>10320</b>	<b>3760</b>	<b>6560</b>	<b>13726</b>	<b>5745</b>	<b>7981</b>	<b>4781</b>	<b>2049</b>	<b>2732</b>
<b>State universities</b>	<b>17149</b>	<b>6428</b>	<b>10721</b>	<b>8722</b>	<b>3112</b>	<b>5610</b>	<b>4325</b>	<b>1601</b>	<b>2724</b>	<b>4102</b>	<b>1715</b>	<b>2387</b>
University of Criminologic and Police Studies	238	123	115	68	38	30	130	60	70	40	25	15
University of defense of Belgrade	164	103	61	137	83	54	27	20	7	-	-	-
University of Belgrade	10538	3830	6708	4869	1658	3211	2941	1055	1886	2728	1117	1611
University of Novi Sad	5677	2197	3480	3353	1236	2117	1072	408	664	1252	553	699
University of Arts	532	175	357	295	97	198	155	58	97	82	20	62
<b>Private universities</b>	<b>5508</b>	<b>2437</b>	<b>3071</b>	-	-	-	<b>5508</b>	<b>2437</b>	<b>3071</b>	-	-	-
Alfa BK University	216	108	108	-	-	-	216	108	108	-	-	-
University "Educons"	362	154	208	-	-	-	362	154	208	-	-	-
University "Megatrend"	177	84	93	-	-	-	177	84	93	-	-	-
University "Metropolitan"	180	87	93	-	-	-	180	87	93	-	-	-
University "Business Academy"	1115	460	655	-	-	-	1115	460	655	-	-	-
University "Singidunum"	980	400	580	-	-	-	980	400	580	-	-	-
University "Union – Nikola Tesla"	1022	500	522	-	-	-	1022	500	522	-	-	-
University "Union"	482	178	304	-	-	-	482	178	304	-	-	-
University "MB"	204	112	92	-	-	-	204	112	92	-	-	-
Faculties not being part of universities	770	354	416	-	-	-	770	354	416	-	-	-

## 2.6. Students by universities (continued)

	Students			Financing modality								
				Budget-financed			Self-financed			Budget-financed and self-financed		
	All	Men	Women	All	Men	Women	All	Men	Women	All	Men	Women
<b>State higher schools (colleges) / Academies of applied studies</b>	<b>4941</b>	<b>2220</b>	<b>2721</b>	<b>1598</b>	<b>648</b>	<b>950</b>	<b>2664</b>	<b>1238</b>	<b>1426</b>	<b>679</b>	<b>334</b>	<b>345</b>
State higher schools (colleges) / Academies of applied studies	4941	2220	2721	1598	648	950	2664	1238	1426	679	334	345
<b>Private higher schools (colleges)</b>	<b>1229</b>	<b>469</b>	<b>760</b>	-	-	-	<b>1229</b>	<b>469</b>	<b>760</b>	-	-	-
Private higher schools (colleges)	1229	469	760	-	-	-	1229	469	760	-	-	-
SRBIJA – JUG	8124	2962	5162	3465	1165	2300	3465	1303	2162	1194	494	700
<b>State universities</b>	<b>5139</b>	<b>1785</b>	<b>3354</b>	<b>2571</b>	<b>840</b>	<b>1731</b>	<b>1592</b>	<b>534</b>	<b>1058</b>	<b>976</b>	<b>411</b>	<b>565</b>
University of Belgrade	66	29	37	12	3	9	10	6	4	44	20	24
University of Kragujevac	2092	721	1371	1073	346	727	721	271	450	298	104	194
University of Niš	2700	952	1748	1349	452	897	779	235	544	572	265	307
University of Novi Pazar	281	83	198	137	39	98	82	22	60	62	22	40
<b>Private universities</b>	<b>646</b>	<b>292</b>	<b>354</b>	-	-	-	<b>646</b>	<b>292</b>	<b>354</b>	-	-	-
International University of Novi Pazar	149	53	96	-	-	-	149	53	96	-	-	-
University "Megatrend"	48	26	22	-	-	-	48	26	22	-	-	-
University "Singidunum"	90	18	72	-	-	-	90	18	72	-	-	-
University "Union – Nikola Tesla"	265	158	107	-	-	-	265	158	107	-	-	-
Faculties not being part of universities	94	37	57	-	-	-	94	37	57	-	-	-
<b>Academies of Applied Studies</b>	<b>2195</b>	<b>818</b>	<b>1377</b>	<b>894</b>	<b>325</b>	<b>569</b>	<b>1083</b>	<b>410</b>	<b>673</b>	<b>218</b>	<b>83</b>	<b>135</b>
Academies of Applied Studies	2195	818	1377	894	325	569	1083	410	673	218	83	135
<b>Private higher schools (colleges)</b>	<b>144</b>	<b>67</b>	<b>77</b>	-	-	-	<b>144</b>	<b>67</b>	<b>77</b>	-	-	-
Private higher schools (colleges)	144	67	77	-	-	-	144	67	77	-	-	-

Chart 3 Graduated students by financing modality



## 2.7. Students by ethnicity (Part 1)

	Sex	Total	Ethnicity							
			Serbs	Albanians	Ashkali	Belgians	Bosniaks	Bulgarians	Bunjevci	Valachians
	<b>All</b>	<b>36951</b>	<b>29544</b>	<b>39</b>	<b>2</b>	<b>1</b>	<b>401</b>	<b>6</b>	<b>5</b>	<b>4</b>
<b>REPUBLIC OF SERBIA</b>	Men	14516	11938	13	2	-	165	2	4	3
	Women	22435	17606	26	-	1	236	4	1	1
Higher schools (colleges) / Academies of applied studies	All	8509	6921	5	1	-	29	1	1	1
	Men	3574	2901	3	1	-	20	1	-	1
	Women	4935	4020	2	-	-	9	-	1	-
Faculties and art academies	All	28442	22623	34	1	1	372	5	4	3
	Men	10942	9037	10	1	-	145	1	4	2
	Women	17500	13586	24	-	1	227	4	-	1
<b>SRBIJA – SEVER</b>	All	28827	22550	32	2	1	129	6	4	3
	Men	11554	9365	8	2	-	65	2	3	2
	Women	17273	13185	24	-	1	64	4	1	1
Higher schools (colleges) / Academies of applied studies	All	6170	4827	4	1	-	9	1	1	-
	Men	2689	2103	2	1	-	4	1	-	-
	Women	3481	2724	2	-	-	5	-	1	-
Faculties and art academies	All	22657	17723	28	1	1	120	5	3	3
	Men	8865	7262	6	1	-	61	1	3	2
	Women	13792	10461	22	-	1	59	4	-	1
<b>Beogradski region</b>	<b>All</b>	<b>20191</b>	<b>16353</b>	<b>14</b>	<b>-</b>	<b>1</b>	<b>76</b>	<b>6</b>	<b>1</b>	<b>3</b>
	Men	8190	6809	7	-	-	36	2	1	2
	Women	12001	9544	7	-	1	40	4	-	1
Higher schools (colleges) / Academies of applied studies	All	4967	3937	3	-	-	8	1	-	-
	Men	2257	1803	2	-	-	4	1	-	-
	Women	2710	2134	1	-	-	4	-	-	-
Faculties and art academies	All	15224	12416	11	-	1	68	5	1	3
	Men	5933	5006	5	-	-	32	1	1	2
	Women	9291	7410	6	-	1	36	4	-	1
<b>Region Vojvodine</b>	<b>All</b>	<b>8636</b>	<b>6197</b>	<b>18</b>	<b>2</b>	<b>-</b>	<b>53</b>	<b>-</b>	<b>3</b>	<b>-</b>
	Men	3364	2556	1	2	-	29	-	2	-
	Women	5272	3641	17	-	-	24	-	1	-
Higher schools (colleges)	All	1203	890	1	1	-	1	-	1	-
	Men	432	300	-	1	-	-	-	-	-
	Women	771	590	1	-	-	1	-	1	-
Faculties and art academies	All	7433	5307	17	1	-	52	-	2	-
	Men	2932	2256	1	1	-	29	-	2	-
	Women	4501	3051	16	-	-	23	-	-	-
<b>SRBIJA – JUG</b>	All	8124	6994	7	-	-	272	-	1	1
	Men	2962	2573	5	-	-	100	-	1	1
	Women	5162	4421	2	-	-	172	-	-	-
Higher schools (colleges) / Academies of applied studies	All	2339	2094	1	-	-	20	-	-	1
	Men	885	798	1	-	-	16	-	-	1
	Women	1454	1296	-	-	-	4	-	-	-
Faculties and art academies	All	5785	4900	6	-	-	252	-	1	-
	Men	2077	1775	4	-	-	84	-	1	-
	Women	3708	3125	2	-	-	168	-	-	-

Ethnicity												
Gorani people	Greeks	English people	Danes	Italians	Yugoslavs	Chinese	Hungarians	Macedonians	Muslims	Germans	Sex	
<b>42</b>	<b>15</b>	<b>1</b>	<b>1</b>	<b>2</b>	<b>6</b>	<b>19</b>	<b>302</b>	<b>22</b>	<b>42</b>	<b>3</b>	<b>All</b>	
20	4	1	1	1	4	10	127	7	12	2	Men	<b>REPUBLIC OF SERBIA</b>
22	11	-	-	1	2	9	175	15	30	1	Women	
10	1	-	-	-	-	2	99	2	6	-	All	
7	1	-	-	-	-	1	60	1	-	-	Men	Higher schools (colleges) / Academies of applied studies
3	-	-	-	-	-	1	39	1	6	-	Women	
32	14	1	1	2	6	17	203	20	36	3	All	
13	3	1	1	1	4	9	67	6	12	2	Men	Faculties and art academies
19	11	-	-	1	2	8	136	14	24	1	Women	
37	14	1	1	2	6	15	288	20	21	3	All	
17	4	1	1	1	4	8	124	5	5	2	Men	<b>SRBIJA – SEVER</b>
20	10	-	-	1	2	7	164	15	16	1	Women	
10	1	-	-	-	-	1	92	1	4	-	All	
7	1	-	-	-	-	1	59	-	-	-	Men	Higher schools (colleges) / Academies of applied studies
3	-	-	-	-	-	-	33	1	4	-	Women	
27	13	1	1	2	6	14	196	19	17	3	All	
10	3	1	1	1	4	7	65	5	5	2	Men	Faculties and art academies
17	10	-	-	1	2	7	131	14	12	1	Women	
<b>30</b>	<b>4</b>	<b>1</b>	-	-	<b>6</b>	<b>13</b>	<b>37</b>	<b>15</b>	<b>12</b>	-	<b>All</b>	
14	2	1	-	-	4	8	18	5	3	-	Men	<b>Beogradski region</b>
16	2	-	-	-	2	5	19	10	9	-	Women	
9	1	-	-	-	-	1	11	1	4	-	All	
6	1	-	-	-	-	1	4	-	-	-	Men	Higher schools (colleges) / Academies of applied studies
3	-	-	-	-	-	-	7	1	4	-	Women	
21	3	1	-	-	6	12	26	14	8	-	All	
8	1	1	-	-	4	7	14	5	3	-	Men	Faculties and art academies
13	2	-	-	-	2	5	12	9	5	-	Women	
<b>7</b>	<b>10</b>	-	<b>1</b>	<b>2</b>	-	<b>2</b>	<b>251</b>	<b>5</b>	<b>9</b>	<b>3</b>	<b>All</b>	
3	2	-	1	1	-	-	106	-	2	2	Men	<b>Region Vojvodine</b>
4	8	-	-	1	-	2	145	5	7	1	Women	
1	-	-	-	-	-	-	81	-	-	-	All	
1	-	-	-	-	-	-	55	-	-	-	Men	Higher schools (colleges)
-	-	-	-	-	-	-	26	-	-	-	Women	
6	10	-	1	2	-	2	170	5	9	3	All	
2	2	-	1	1	-	-	51	-	2	2	Men	Faculties and art academies
4	8	-	-	1	-	2	119	5	7	1	Women	
5	1	-	-	-	-	4	14	2	21	-	All	
3	-	-	-	-	-	2	3	2	7	-	Men	<b>SRBIJA – JUG</b>
2	1	-	-	-	-	2	11	-	14	-	Women	
-	-	-	-	-	-	1	7	1	2	-	All	
-	-	-	-	-	-	-	1	1	-	-	Men	Higher schools (colleges) / Academies of applied studies
-	-	-	-	-	-	1	6	-	2	-	Women	
5	1	-	-	-	-	3	7	1	19	-	All	
3	-	-	-	-	-	2	2	1	7	-	Men	Faculties and art academies
2	1	-	-	-	-	1	5	-	12	-	Women	

## 2.7. Students by ethnicity (Part 1) (continued)

	Sex	Total	Ethnicity								
			Serbs	Albanians	Ashkali	Belgians	Bosniaks	Bulgarians	Bunjevci	Valachi-ans	
<b>Region Šumadije i Zapadne Srbije</b>	<b>All</b>	<b>4218</b>	<b>3489</b>	<b>2</b>	-	-	-	<b>264</b>	-	-	-
	Men	1392	1165	2	-	-	-	94	-	-	-
	Women	2826	2324	-	-	-	-	170	-	-	-
Higher schools (colleges) / Academies of applied studies	All	1504	1349	1	-	-	-	19	-	-	-
	Men	477	428	1	-	-	-	15	-	-	-
	Women	1027	921	-	-	-	-	4	-	-	-
Faculties and art academies	All	2714	2140	1	-	-	-	245	-	-	-
	Men	915	737	1	-	-	-	79	-	-	-
	Women	1799	1403	-	-	-	-	166	-	-	-
<b>Region Južne i Istočne Srbije</b>	<b>All</b>	<b>3906</b>	<b>3505</b>	<b>5</b>	-	-	-	<b>8</b>	-	<b>1</b>	<b>1</b>
	Men	1570	1408	3	-	-	-	6	-	1	1
	Women	2336	2097	2	-	-	-	2	-	-	-
Higher schools (colleges) / Academies of applied studies	All	835	745	-	-	-	-	1	-	-	1
	Men	408	370	-	-	-	-	1	-	-	1
	Women	427	375	-	-	-	-	-	-	-	-
Faculties and art academies	All	3071	2760	5	-	-	-	7	-	1	-
	Men	1162	1038	3	-	-	-	5	-	1	-
	Women	1909	1722	2	-	-	-	2	-	-	-
<b>Region Kosovo i Metohija</b>	All	...	...	...	...	...	...	...	...	...	...



Ethnicity												
Gorani people	Greeks	English people	Danes	Italians	Yugoslavs	Chinese	Hungarians	Macedonians	Muslims	Germans	Sex	
4	-	-	-	-	-	2	11	1	21	-	All	Region Šumadije i Zapadne Srbije
3	-	-	-	-	-	1	2	1	7	-	Men	
1	-	-	-	-	-	1	9	-	14	-	Women	
-	-	-	-	-	-	1	6	1	2	-	All	Higher schools (colleges) / Academies of applied studies
-	-	-	-	-	-	-	1	1	-	-	Men	
-	-	-	-	-	-	1	5	-	2	-	Women	
4	-	-	-	-	-	1	5	-	19	-	All	Faculties and art academies
3	-	-	-	-	-	1	1	-	7	-	Men	
1	-	-	-	-	-	-	4	-	12	-	Women	
1	1	-	-	-	-	2	3	1	-	-	All	Region Južne i Istočne Srbije
-	-	-	-	-	-	1	1	1	-	-	Men	
1	1	-	-	-	-	1	2	-	-	-	Women	
-	-	-	-	-	-	-	1	-	-	-	All	Higher schools (colleges) / Academies of applied studies
-	-	-	-	-	-	-	-	-	-	-	Men	
-	-	-	-	-	-	-	1	-	-	-	Women	
1	1	-	-	-	-	2	2	1	-	-	All	Faculties and art academies
-	-	-	-	-	-	1	1	1	-	-	Men	
1	1	-	-	-	-	1	1	-	-	-	Women	
...	...	...	...	...	...	...	...	...	...	...	All	Region Kosovo i Metohija

## 2.7. Students by ethnicity (Part 2)

	Sex	Ethnicity										
		Norwegians	Poles	Roma people	Romanians	Russians	Ruthenians	Slovaks	Slovenians	Turks	Ukrainians	French
	<b>All</b>	<b>1</b>	<b>1</b>	<b>38</b>	<b>28</b>	<b>15</b>	<b>41</b>	<b>76</b>	<b>13</b>	<b>4</b>	<b>5</b>	<b>1</b>
<b>REPUBLIC OF SERBIA</b>	Men	1	1	15	8	6	14	35	8	2	2	1
	Women	-	-	23	20	9	27	41	5	2	3	-
	All	-	-	15	10	1	7	20	-	-	-	-
Higher schools (colleges) / Academies of applied studies	Men	-	-	6	1	-	1	8	-	-	-	-
	Women	-	-	9	9	1	6	12	-	-	-	-
	All	1	1	23	18	14	34	56	13	4	5	1
Faculties and art academies	Men	1	1	9	7	6	13	27	8	2	2	1
	Women	-	-	14	11	8	21	29	5	2	3	-
	All	1	1	27	28	13	41	76	12	3	5	1
<b>SRBIJA – SEVER</b>	Men	1	1	11	8	6	14	35	7	2	2	1
	Women	-	-	16	20	7	27	41	5	1	3	-
	All	-	-	9	10	1	7	20	-	-	-	-
Higher schools (colleges) / Academies of applied studies	Men	-	-	4	1	-	1	8	-	-	-	-
	Women	-	-	5	9	1	6	12	-	-	-	-
	All	1	1	18	18	12	34	56	12	3	5	1
Faculties and art academies	Men	1	1	7	7	6	13	27	7	2	2	1
	Women	-	-	11	11	6	21	29	5	1	3	-
	All	<b>1</b>	<b>-</b>	<b>13</b>	<b>15</b>	<b>10</b>	<b>3</b>	<b>20</b>	<b>4</b>	<b>3</b>	<b>1</b>	<b>1</b>
<b>Beogradski region</b>	Men	1	-	7	3	5	2	10	2	2	-	1
	Women	-	-	6	12	5	1	10	2	1	1	-
	All	-	-	4	6	-	1	7	-	-	-	-
Higher schools (colleges) / Academies of applied studies	Men	-	-	3	-	-	-	4	-	-	-	-
	Women	-	-	1	6	-	1	3	-	-	-	-
	All	1	-	9	9	10	2	13	4	3	1	1
Faculties and art academies	Men	1	-	4	3	5	2	6	2	2	-	1
	Women	-	-	5	6	5	-	7	2	1	1	-
	All	-	<b>1</b>	<b>14</b>	<b>13</b>	<b>3</b>	<b>38</b>	<b>56</b>	<b>8</b>	<b>-</b>	<b>4</b>	<b>-</b>
<b>Region Vojvodine</b>	Men	-	1	4	5	1	12	25	5	-	2	-
	Women	-	-	10	8	2	26	31	3	-	2	-
	All	-	-	5	4	1	6	13	-	-	-	-
Higher schools (colleges)	Men	-	-	1	1	-	1	4	-	-	-	-
	Women	-	-	4	3	1	5	9	-	-	-	-
	All	-	1	9	9	2	32	43	8	-	4	-
Faculties and art academies	Men	-	1	3	4	1	11	21	5	-	2	-
	Women	-	-	6	5	1	21	22	3	-	2	-



Ethnicity										Sex	
Croats	Aromanians	Montenegrins	Swiss	Other (ethnicity registered but not mentioned previously)	Ethnicity not declared nor chosen by Article 47 of the Constituions of RS	Ethnicity declared in terms of regional affiliation	Boyash	Unknown			
<b>97</b>	<b>1</b>	<b>154</b>	<b>1</b>	<b>23</b>	<b>1862</b>	<b>34</b>	<b>2</b>	<b>4097</b>	<b>All</b>		
45	-	69	1	15	554	18	2	1403	Men	<b>REPUBLIC OF SERBIA</b>	
52	1	85	-	8	1308	16	-	2694	Women		
20	-	33	1	3	254	6	-	1060	All		
12	-	12	1	1	87	3	-	445	Men	Higher schools (colleges) / Academies of applied studies	
8	-	21	-	2	167	3	-	615	Women		
77	1	121	-	20	1608	28	2	3037	All		
33	-	57	-	14	467	15	2	958	Men	Faculties and art academies	
44	1	64	-	6	1141	13	-	2079	Women		
95	1	139	1	23	1602	32	1	3590	All		
45	-	62	1	15	475	17	1	1231	Men	<b>SRBIJA – SEVER</b>	
50	1	77	-	8	1127	15	-	2359	Women		
19	-	33	1	3	210	6	-	899	All		
12	-	12	1	1	69	3	-	398	Men	Higher schools (colleges) / Academies of applied studies	
7	-	21	-	2	141	3	-	501	Women		
76	1	106	-	20	1392	26	1	2691	All		
33	-	50	-	14	406	14	1	833	Men	Faculties and art academies	
43	1	56	-	6	986	12	-	1858	Women		
<b>29</b>	<b>-</b>	<b>79</b>	<b>1</b>	<b>8</b>	<b>578</b>	<b>18</b>	<b>1</b>	<b>2834</b>	<b>All</b>		
17	-	31	1	4	197	10	1	984	Men	<b>Beogradski region</b>	
12	-	48	-	4	381	8	-	1850	Women		
6	-	31	1	2	78	1	-	854	All		
5	-	11	1	1	25	1	-	384	Men	Higher schools (colleges) / Academies of applied studies	
1	-	20	-	1	53	-	-	470	Women		
23	-	48	-	6	500	17	1	1980	All		
12	-	20	-	3	172	9	1	600	Men	Faculties and art academies	
11	-	28	-	3	328	8	-	1380	Women		
<b>66</b>	<b>1</b>	<b>60</b>	<b>-</b>	<b>15</b>	<b>1024</b>	<b>14</b>	<b>-</b>	<b>756</b>	<b>All</b>		
28	-	31	-	11	278	7	-	247	Men	<b>Region Vojvodine</b>	
38	1	29	-	4	746	7	-	509	Women		
13	-	2	-	1	132	5	-	45	All		
7	-	1	-	-	44	2	-	14	Men	Higher schools (colleges)	
6	-	1	-	1	88	3	-	31	Women		
53	1	58	-	14	892	9	-	711	All		
21	-	30	-	11	234	5	-	233	Men	Faculties and art academies	
32	1	28	-	3	658	4	-	478	Women		

## 2.7. Students by ethnicity (Part 2) (continued)

	Sex	Ethnicity										
		Norwegians	Poles	Roma people	Romanians	Russians	Ruthenians	Slovaks	Slovenians	Turks	Ukrainians	French
SRBIJA – JUG	All	-	-	11	-	2	-	-	1	1	-	-
	Men	-	-	4	-	-	-	-	1	-	-	-
	Women	-	-	7	-	2	-	-	-	1	-	-
Higher schools (colleges) / Academies of applied studies	All	-	-	6	-	-	-	-	-	-	-	-
	Men	-	-	2	-	-	-	-	-	-	-	-
	Women	-	-	4	-	-	-	-	-	-	-	-
Faculties and art academies	All	-	-	5	-	2	-	-	1	1	-	-
	Men	-	-	2	-	-	-	-	1	-	-	-
	Women	-	-	3	-	2	-	-	-	1	-	-
Region Šumadije i Zapadne Srbije	All	-	-	4	-	1	-	-	-	-	-	-
	Men	-	-	3	-	-	-	-	-	-	-	-
	Women	-	-	1	-	1	-	-	-	-	-	-
Higher schools (colleges) / Academies of applied studies	All	-	-	3	-	-	-	-	-	-	-	-
	Men	-	-	2	-	-	-	-	-	-	-	-
	Women	-	-	1	-	-	-	-	-	-	-	-
Faculties and art academies	All	-	-	1	-	1	-	-	-	-	-	-
	Men	-	-	1	-	-	-	-	-	-	-	-
	Women	-	-	-	-	1	-	-	-	-	-	-
Region Južne i Istočne Srbije	All	-	-	7	-	1	-	-	1	1	-	-
	Men	-	-	1	-	-	-	-	1	-	-	-
	Women	-	-	6	-	1	-	-	-	1	-	-
Higher schools (colleges) / Academies of applied studies	All	-	-	3	-	-	-	-	-	-	-	-
	Men	-	-	-	-	-	-	-	-	-	-	-
	Women	-	-	3	-	-	-	-	-	-	-	-
Faculties and art academies	All	-	-	4	-	1	-	-	1	1	-	-
	Men	-	-	1	-	-	-	-	1	-	-	-
	Women	-	-	3	-	1	-	-	-	1	-	-
Region Kosovo i Metohija	All	...	...	...	...	...	...	...	...	...	...	...

Ethnicity									Sex	
Croats	Aromanians	Montenegrins	Swiss	Other (ethnicity registered but not mentioned previously)	Ethnicity not declared nor chosen by Article 47 of the Constituitions of RS	Ethnicity declared in terms of regional affiliation	Boyash	Unknown		
2	-	15	-	-	260	2	1	507	All	SRBIJA – JUG
-	-	7	-	-	79	1	1	172	Men	
2	-	8	-	-	181	1	-	335	Women	
1	-	-	-	-	44	-	-	161	All	Higher schools (colleges) / Academies of applied studies
-	-	-	-	-	18	-	-	47	Men	
1	-	-	-	-	26	-	-	114	Women	
1	-	15	-	-	216	2	1	346	All	Faculties and art academies
-	-	7	-	-	61	1	1	125	Men	
1	-	8	-	-	155	1	-	221	Women	
<b>2</b>	-	<b>11</b>	-	-	<b>171</b>	<b>2</b>	<b>1</b>	<b>232</b>	<b>All</b>	<b>Region Šumadije i Zapadne Srbije</b>
-	-	4	-	-	41	1	1	67	Men	
2	-	7	-	-	130	1	-	165	Women	
1	-	-	-	-	13	-	-	108	All	Higher schools (colleges) / Academies of applied studies
-	-	-	-	-	4	-	-	25	Men	
1	-	-	-	-	9	-	-	83	Women	
1	-	11	-	-	158	2	1	124	All	Faculties and art academies
-	-	4	-	-	37	1	1	42	Men	
1	-	7	-	-	121	1	-	82	Women	
-	-	<b>4</b>	-	-	<b>89</b>	-	-	<b>275</b>	<b>All</b>	<b>Region Južne i Istočne Srbije</b>
-	-	3	-	-	38	-	-	105	Men	
-	-	1	-	-	51	-	-	170	Women	
-	-	-	-	-	31	-	-	53	All	Higher schools (colleges) / Academies of applied studies
-	-	-	-	-	14	-	-	22	Men	
-	-	-	-	-	17	-	-	31	Women	
-	-	4	-	-	58	-	-	222	All	Faculties and art academies
-	-	3	-	-	24	-	-	83	Men	
-	-	1	-	-	34	-	-	139	Women	
...	...	...	...	...	...	...	...	...	All	<b>Region Kosovo i Metohija</b>

## 2.8. Foreign students

	Republic of Serbia		Srbija - sever		Beogradski region		Region Vojvodine		Srbija - jug		Region Šumadije i Zapadne Srbije		Region Južne i Istočne Srbije		Region Kosovo i Metohija
	All	Women	All	Women	All	Women	All	Women	All	Women	All	Women	All	Women	
<b>Total</b>	<b>1635</b>	<b>934</b>	<b>1488</b>	<b>859</b>	<b>895</b>	<b>507</b>	<b>593</b>	<b>352</b>	<b>147</b>	<b>75</b>	<b>115</b>	<b>64</b>	<b>32</b>	<b>11</b>	...
Albania	1	1	1	1	1	1	-	-	-	-	-	-	-	-	...
Angola	1	-	1	-	1	-	-	-	-	-	-	-	-	-	...
Austria	2	1	2	1	-	-	2	1	-	-	-	-	-	-	...
Azerbajjan	1	1	1	1	1	1	-	-	-	-	-	-	-	-	...
Bosnia and Herzegovina	750	422	717	408	312	169	405	239	33	14	29	12	4	2	...
Bangladesh	1	-	1	-	1	-	-	-	-	-	-	-	-	-	...
Belarus	1	1	1	1	1	1	-	-	-	-	-	-	-	-	...
Canada	4	2	4	2	1	-	3	2	-	-	-	-	-	-	...
Republic of Congo	1	1	1	1	1	1	-	-	-	-	-	-	-	-	...
Switzerland	3	1	2	1	2	1	-	-	1	-	1	-	-	-	...
China	8	3	8	3	8	3	-	-	-	-	-	-	-	-	...
Cabo Verde	1	1	1	1	1	1	-	-	-	-	-	-	-	-	...
Cyprus	2	1	2	1	-	-	2	1	-	-	-	-	-	-	...
Czech Republic	1	1	1	1	1	1	-	-	-	-	-	-	-	-	...
Germany	3	1	3	1	1	1	2	-	-	-	-	-	-	-	...
Denmark	1	1	-	-	-	-	-	-	1	1	1	1	-	-	...
Algeria	12	-	12	-	12	-	-	-	-	-	-	-	-	-	...
Ecuador	2	1	1	-	1	-	-	-	1	1	1	1	-	-	...
Egypt	1	-	1	-	1	-	-	-	-	-	-	-	-	-	...
Great Britain	2	-	2	-	1	-	1	-	-	-	-	-	-	-	...
Grenada	2	-	2	-	2	-	-	-	-	-	-	-	-	-	...
Ghana	3	2	3	2	3	2	-	-	-	-	-	-	-	-	...
Greece	11	7	10	6	3	1	7	5	1	1	-	-	1	1	...
Croatia	69	44	67	42	31	15	36	27	2	2	1	1	1	1	...
Hungary	12	9	12	9	2	1	10	8	-	-	-	-	-	-	...
Indonesia	1	-	1	-	1	-	-	-	-	-	-	-	-	-	...
Iraq	4	1	4	1	-	-	4	1	-	-	-	-	-	-	...
Iran	3	2	3	2	3	2	-	-	-	-	-	-	-	-	...
Italy	1	1	1	1	-	-	1	1	-	-	-	-	-	-	...
Jordan	1	1	1	1	1	1	-	-	-	-	-	-	-	-	...
Kenya	1	1	1	1	1	1	-	-	-	-	-	-	-	-	...
Saint Kitts and Nevis	1	1	1	1	1	1	-	-	-	-	-	-	-	-	...
Lebanon	3	1	3	1	3	1	-	-	-	-	-	-	-	-	...
Lybia	21	4	21	4	17	4	4	-	-	-	-	-	-	-	...
Morocco	1	1	-	-	-	-	-	-	1	1	1	1	-	-	...
Montenegro	596	367	499	318	409	263	90	55	97	49	76	44	21	5	...
North Macedonia	20	11	16	9	14	7	2	2	4	2	2	2	2	-	...
Mali	2	1	2	1	2	1	-	-	-	-	-	-	-	-	...
Nigeria	4	1	4	1	4	1	-	-	-	-	-	-	-	-	...
The Netherlands	1	-	1	-	1	-	-	-	-	-	-	-	-	-	...
Poland	1	-	1	-	1	-	-	-	-	-	-	-	-	-	...
Portugal	1	-	1	-	1	-	-	-	-	-	-	-	-	-	...
Russia	22	15	21	14	15	10	6	4	1	1	-	-	1	1	...
Saudi Arabia	10	5	9	4	7	3	2	1	1	1	1	1	-	-	...
Sweden	1	1	1	1	1	1	-	-	-	-	-	-	-	-	...
Slovenia	9	3	8	3	3	1	5	2	1	-	-	-	1	-	...
Slovakia	1	-	1	-	-	-	1	-	-	-	-	-	-	-	...
Sierra Leone	2	1	2	1	1	1	1	-	-	-	-	-	-	-	...
Syria	6	1	6	1	2	1	4	-	-	-	-	-	-	-	...
Eswatini	1	-	1	-	1	-	-	-	-	-	-	-	-	-	...
Chad	1	1	1	1	1	1	-	-	-	-	-	-	-	-	...
Thailand	1	1	1	1	-	-	1	1	-	-	-	-	-	-	...
Turkmenistan	1	-	1	-	1	-	-	-	-	-	-	-	-	-	...
Turkey	3	1	3	1	3	1	-	-	-	-	-	-	-	-	...
Ukraine	4	4	4	4	4	4	-	-	-	-	-	-	-	-	...
United Arab Emirates	5	1	5	1	5	1	-	-	-	-	-	-	-	-	...
United States of America	4	4	4	4	2	2	2	2	-	-	-	-	-	-	...
Holy See	1	-	1	-	-	-	1	-	-	-	-	-	-	-	...
State of Palestine	4	2	1	-	-	-	1	-	3	2	2	1	1	1	...
South Africa	1	-	1	-	1	-	-	-	-	-	-	-	-	-	...
Zambia	1	-	1	-	1	-	-	-	-	-	-	-	-	-	...

## 2.9. Students by age and sex

	Sex	Total	Age										
			21	22	23	24	25	26	27	28	29	30-34	35 and more
<b>REPUBLIC OF SERBIA</b>	All	<b>36951</b>	<b>352</b>	<b>2740</b>	<b>5998</b>	<b>5680</b>	<b>4700</b>	<b>3422</b>	<b>2503</b>	<b>1771</b>	<b>1271</b>	<b>3592</b>	<b>4922</b>
	Men	14516	125	910	2192	2118	1795	1441	1065	769	582	1539	1980
	Women	22435	227	1830	3806	3562	2905	1981	1438	1002	689	2053	2942
Higher schools (colleges) / Academies of applied studies	All	8509	253	1592	1236	961	716	547	406	278	188	662	1670
	Men	3574	86	528	558	437	364	261	215	143	108	294	580
	Women	4935	167	1064	678	524	352	286	191	135	80	368	1090
Faculties and art academies	All	28442	99	1148	4762	4719	3984	2875	2097	1493	1083	2930	3252
	Men	10942	39	382	1634	1681	1431	1180	850	626	474	1245	1400
	Women	17500	60	766	3128	3038	2553	1695	1247	867	609	1685	1852
SRBIJA – SEVER	All	28827	213	1970	4761	4539	3655	2653	1961	1369	1013	2847	3846
	Men	11554	75	664	1787	1742	1425	1152	849	606	463	1241	1550
	Women	17273	138	1306	2974	2797	2230	1501	1112	763	550	1606	2296
Higher schools (colleges) / Academies of applied studies	All	6170	143	1069	926	705	510	406	310	202	147	497	1255
	Men	2689	45	374	437	345	269	206	171	112	88	227	415
	Women	3481	98	695	489	360	241	200	139	90	59	270	840
Faculties and art academies	All	22657	70	901	3835	3834	3145	2247	1651	1167	866	2350	2591
	Men	8865	30	290	1350	1397	1156	946	678	494	375	1014	1135
	Women	13792	40	611	2485	2437	1989	1301	973	673	491	1336	1456
<b>Beogradski region</b>	All	<b>20191</b>	<b>181</b>	<b>1503</b>	<b>3235</b>	<b>3128</b>	<b>2593</b>	<b>1867</b>	<b>1362</b>	<b>917</b>	<b>700</b>	<b>1928</b>	<b>2777</b>
	Men	8190	64	499	1247	1220	1024	817	618	405	325	835	1136
	Women	12001	117	1004	1988	1908	1569	1050	744	512	375	1093	1641
Higher schools (colleges) / Academies of applied studies	All	4967	125	839	765	581	409	325	251	167	125	392	988
	Men	2257	39	280	372	291	224	179	149	99	77	198	349
	Women	2710	86	559	393	290	185	146	102	68	48	194	639
Faculties and art academies	All	15224	56	664	2470	2547	2184	1542	1111	750	575	1536	1789
	Men	5933	25	219	875	929	800	638	469	306	248	637	787
	Women	9291	31	445	1595	1618	1384	904	642	444	327	899	1002
<b>Region Vojvodine</b>	All	<b>8636</b>	<b>32</b>	<b>467</b>	<b>1526</b>	<b>1411</b>	<b>1062</b>	<b>786</b>	<b>599</b>	<b>452</b>	<b>313</b>	<b>919</b>	<b>1069</b>
	Men	3364	11	165	540	522	401	335	231	201	138	406	414
	Women	5272	21	302	986	889	661	451	368	251	175	513	655
Higher schools (colleges)	All	1203	18	230	161	124	101	81	59	35	22	105	267
	Men	432	6	94	65	54	45	27	22	13	11	29	66
	Women	771	12	136	96	70	56	54	37	22	11	76	201
Faculties and art academies	All	7433	14	237	1365	1287	961	705	540	417	291	814	802
	Men	2932	5	71	475	468	356	308	209	188	127	377	348
	Women	4501	9	166	890	819	605	397	331	229	164	437	454
SRGIJA – JUG	All	8124	139	770	1237	1141	1045	769	542	402	258	745	1076
	Men	2962	50	246	405	376	370	289	216	163	119	298	430
	Women	5162	89	524	832	765	675	480	326	239	139	447	646
Higher schools (colleges) / Academies of applied studies	All	2339	110	523	310	256	206	141	96	76	41	165	415
	Men	885	41	154	121	92	95	55	44	31	20	67	165
	Women	1454	69	369	189	164	111	86	52	45	21	98	250
Faculties and art academies	All	5785	29	247	927	885	839	628	446	326	217	580	661
	Men	2077	9	92	284	284	275	234	172	132	99	231	265
	Women	3708	20	155	643	601	564	394	274	194	118	349	396

## 2.9. Students by age and sex (continued)

	Sex	Total	Age										
			21	22	23	24	25	26	27	28	29	30-34	35 and more
<b>Region Šumadije i Zapadne Srbije</b>	<b>All</b>	<b>4218</b>	<b>86</b>	<b>533</b>	<b>659</b>	<b>594</b>	<b>484</b>	<b>311</b>	<b>240</b>	<b>179</b>	<b>118</b>	<b>401</b>	<b>613</b>
	Men	1392	32	161	197	178	165	108	85	51	54	149	212
	Women	2826	54	372	462	416	319	203	155	128	64	252	401
Higher schools (colleges) / Academies of applied studies	All	1504	68	367	186	156	130	87	60	50	20	114	266
	Men	477	25	92	55	43	56	27	24	17	10	42	86
	Women	1027	43	275	131	113	74	60	36	33	10	72	180
Faculties and art academies	All	2714	18	166	473	438	354	224	180	129	98	287	347
	Men	915	7	69	142	135	109	81	61	34	44	107	126
	Women	1799	11	97	331	303	245	143	119	95	54	180	221
<b>Region Južne i Istočne Srbije</b>	<b>All</b>	<b>3906</b>	<b>53</b>	<b>237</b>	<b>578</b>	<b>547</b>	<b>561</b>	<b>458</b>	<b>302</b>	<b>223</b>	<b>140</b>	<b>344</b>	<b>463</b>
	Men	1570	18	85	208	198	205	181	131	112	65	149	218
	Women	2336	35	152	370	349	356	277	171	111	75	195	245
Higher schools (colleges) / Academies of applied studies	All	835	42	156	124	100	76	54	36	26	21	51	149
	Men	408	16	62	66	49	39	28	20	14	10	25	79
	Women	427	26	94	58	51	37	26	16	12	11	26	70
Faculties and art academies	All	3071	11	81	454	447	485	404	266	197	119	293	314
	Men	1162	2	23	142	149	166	153	111	98	55	124	139
	Women	1909	9	58	312	298	319	251	155	99	64	169	175
<b>Region Kosovo i Metohija</b>	<b>All</b>	...	...	...	...	...	...	...	...	...	...	...	...



## 2.10. Students by way of supporting during the studies

Region	Scholarships granted by public institutions (Ministry of Education, regional, municipal authorities, etc.)		Scholarships granted by companies		Loans granted by public institutions (Ministry of Education, regional, municipal authorities, etc.)		Commercial loans		Supported by parents/relatives		Independent (savings, personal income, inheritance)		Other financing sources	
	All	Women	All	Women	All	Women	All	Women	All	Women	All	Women	All	Women
<b>REPUBLIC OF SERBIA</b>	<b>24501</b>	<b>15314</b>	<b>5961</b>	<b>3438</b>	<b>697</b>	<b>448</b>	<b>149</b>	<b>105</b>	<b>413</b>	<b>243</b>	<b>385</b>	<b>195</b>	<b>4845</b>	<b>2692</b>
Higher schools (colleges) / Academies of applied studies	5001	2895	1771	1098	108	65	23	15	35	22	11	7	1560	833
Faculties and art academies	19500	12419	4190	2340	589	383	126	90	378	221	374	188	3285	1859
<b>SRBIJA – SEVER</b>	<b>18821</b>	<b>11623</b>	<b>4713</b>	<b>2722</b>	<b>606</b>	<b>377</b>	<b>123</b>	<b>84</b>	<b>326</b>	<b>176</b>	<b>322</b>	<b>155</b>	<b>3916</b>	<b>2136</b>
Higher schools (colleges) / Academies of applied studies	3511	1954	1291	818	94	55	20	13	27	15	10	7	1217	619
Faculties and art academies	15310	9669	3422	1904	512	322	103	71	299	161	312	148	2699	1517
<b>Beogradski region</b>	<b>13062</b>	<b>8035</b>	<b>3484</b>	<b>1973</b>	<b>345</b>	<b>217</b>	<b>74</b>	<b>52</b>	<b>165</b>	<b>97</b>	<b>139</b>	<b>68</b>	<b>2922</b>	<b>1559</b>
Higher schools (colleges) / Academies of applied studies	2816	1532	1020	611	55	39	15	9	23	12	9	6	1029	501
Faculties and art academies	10246	6503	2464	1362	290	178	59	43	142	85	130	62	1893	1058
<b>Region Vojvodine</b>	<b>5759</b>	<b>3588</b>	<b>1229</b>	<b>749</b>	<b>261</b>	<b>160</b>	<b>49</b>	<b>32</b>	<b>161</b>	<b>79</b>	<b>183</b>	<b>87</b>	<b>994</b>	<b>577</b>
Higher schools (colleges)	695	422	271	207	39	16	5	4	4	3	1	1	188	118
Faculties and art academies	5064	3166	958	542	222	144	44	28	157	76	182	86	806	459
<b>SRBIJA – JUG</b>	<b>5680</b>	<b>3691</b>	<b>1248</b>	<b>716</b>	<b>91</b>	<b>71</b>	<b>26</b>	<b>21</b>	<b>87</b>	<b>67</b>	<b>63</b>	<b>40</b>	<b>929</b>	<b>556</b>
Higher schools (colleges) / Academies of applied studies	1490	941	480	280	14	10	3	2	8	7	1	-	343	214
Faculties and art academies	4190	2750	768	436	77	61	23	19	79	60	62	40	586	342
<b>Region Šumadije i Zapadne Srbije</b>	<b>2826</b>	<b>1917</b>	<b>749</b>	<b>470</b>	<b>46</b>	<b>35</b>	<b>14</b>	<b>13</b>	<b>31</b>	<b>27</b>	<b>51</b>	<b>33</b>	<b>501</b>	<b>331</b>
Higher schools (colleges) / Academies of applied studies	922	636	342	217	11	8	2	2	5	5	-	-	222	159
Faculties and art academies	1904	1281	407	253	35	27	12	11	26	22	51	33	279	172
<b>Region Južne i Istočne Srbije</b>	<b>2854</b>	<b>1774</b>	<b>499</b>	<b>246</b>	<b>45</b>	<b>36</b>	<b>12</b>	<b>8</b>	<b>56</b>	<b>40</b>	<b>12</b>	<b>7</b>	<b>428</b>	<b>225</b>
Higher schools (colleges) / Academies of applied studies	568	305	138	63	3	2	1	-	3	2	1	-	121	55
Faculties and art academies	2286	1469	361	183	42	34	11	8	53	38	11	7	307	170
<b>Region Kosovo i Metohija</b>	...	...	...	...	...	...	...	...	...	...	...	...	...	...

## 2.11. Students by type of accommodation during the studies

	Total		Students' dormitories		At parents'		At relatives'		Rented dwelling		Own dwelling		Other	
	All	Women	All	Women	All	Women	All	Women	All	Women	All	Women	All	Women
<b>REPUBLIC OF SERBIA</b>	<b>36951</b>	<b>22435</b>	<b>15611</b>	<b>9340</b>	<b>9515</b>	<b>5981</b>	<b>3319</b>	<b>1948</b>	<b>5352</b>	<b>3389</b>	<b>747</b>	<b>441</b>	<b>2407</b>	<b>1336</b>
Higher schools (colleges) / Academies of applied studies	8509	4935	4159	2292	1714	1058	396	219	1370	898	120	67	750	401
Faculties and art academies	28442	17500	11452	7048	7801	4923	2923	1729	3982	2491	627	374	1657	935
<b>SRBIJA – SEVER</b>	<b>28827</b>	<b>17273</b>	<b>11868</b>	<b>7022</b>	<b>7301</b>	<b>4518</b>	<b>2787</b>	<b>1630</b>	<b>4327</b>	<b>2724</b>	<b>623</b>	<b>353</b>	<b>1921</b>	<b>1026</b>
Higher schools (colleges) / Academies of applied studies	6170	3481	2890	1522	1217	732	330	186	1042	692	96	51	595	298
Faculties and art academies	22657	13792	8978	5500	6084	3786	2457	1444	3285	2032	527	302	1326	728
<b>Beogradski region</b>	<b>20191</b>	<b>12001</b>	<b>8669</b>	<b>5070</b>	<b>4627</b>	<b>2914</b>	<b>1943</b>	<b>1136</b>	<b>2963</b>	<b>1832</b>	<b>405</b>	<b>221</b>	<b>1584</b>	<b>828</b>
Higher schools (colleges) / Academies of applied studies	4967	2710	2296	1152	1011	614	246	141	784	500	82	42	548	261
Faculties and art academies	15224	9291	6373	3918	3616	2300	1697	995	2179	1332	323	179	1036	567
<b>Region Vojvodine</b>	<b>8636</b>	<b>5272</b>	<b>3199</b>	<b>1952</b>	<b>2674</b>	<b>1604</b>	<b>844</b>	<b>494</b>	<b>1364</b>	<b>892</b>	<b>218</b>	<b>132</b>	<b>337</b>	<b>198</b>
Higher schools (colleges)	1203	771	594	370	206	118	84	45	258	192	14	9	47	37
Faculties and art academies	7433	4501	2605	1582	2468	1486	760	449	1106	700	204	123	290	161
<b>SRBIJA – JUG</b>	<b>8124</b>	<b>5162</b>	<b>3743</b>	<b>2318</b>	<b>2214</b>	<b>1463</b>	<b>532</b>	<b>318</b>	<b>1025</b>	<b>665</b>	<b>124</b>	<b>88</b>	<b>486</b>	<b>310</b>
Higher schools (colleges) / Academies of applied studies	2339	1454	1269	770	497	326	66	33	328	206	24	16	155	103
Faculties and art academies	5785	3708	2474	1548	1717	1137	466	285	697	459	100	72	331	207
<b>Region Šumadije i Zapadne Srbije</b>	<b>4218</b>	<b>2826</b>	<b>1884</b>	<b>1206</b>	<b>1133</b>	<b>805</b>	<b>305</b>	<b>190</b>	<b>562</b>	<b>387</b>	<b>72</b>	<b>53</b>	<b>262</b>	<b>185</b>
Higher schools (colleges) / Academies of applied studies	1504	1027	773	501	366	266	27	17	228	159	15	10	95	74
Faculties and art academies	2714	1799	1111	705	767	539	278	173	334	228	57	43	167	111
<b>Region Južne i Istočne Srbije</b>	<b>3906</b>	<b>2336</b>	<b>1859</b>	<b>1112</b>	<b>1081</b>	<b>658</b>	<b>227</b>	<b>128</b>	<b>463</b>	<b>278</b>	<b>52</b>	<b>35</b>	<b>224</b>	<b>125</b>
Higher schools (colleges) / Academies of applied studies	835	427	496	269	131	60	39	16	100	47	9	6	60	29
Faculties and art academies	3071	1909	1363	843	950	598	188	112	363	231	43	29	164	96
<b>Region Kosovo i Metohija</b>	...	...	...	...	...	...	...	...	...	...	...	...	...	...

## 2.12. Student mobility

Region Type of schools	Total	Were at a study programme or vocational training more than 3 months abroad or obtained 15 ECTS credits		Mobility programme			Did she/he previously graduate at any faculty/higher school (college)	
		Yes	No	Erasmus, Erasmus Mundus	Other international or national mobility programme	Other	Yes	No
<b>REPUBLIC OF SERBIA</b>	<b>36951</b>	<b>385</b>	<b>36566</b>	<b>204</b>	<b>48</b>	<b>133</b>	<b>849</b>	<b>36102</b>
Higher schools (colleges) / Academies of applied studies	8509	53	8456	4	2	47	154	8355
Faculties and art academies	28442	332	28110	200	46	86	695	27747
<b>SRBIJA – SEVER</b>	<b>28827</b>	<b>268</b>	<b>28559</b>	<b>141</b>	<b>36</b>	<b>91</b>	<b>680</b>	<b>28147</b>
Higher schools (colleges) / Academies of applied studies	6170	17	6153	2	2	13	117	6053
Faculties and art academies	22657	251	22406	139	34	78	563	22094
<b>Beogradski region</b>	<b>20191</b>	<b>193</b>	<b>19998</b>	<b>89</b>	<b>25</b>	<b>79</b>	<b>468</b>	<b>19723</b>
Higher schools (colleges) / Academies of applied studies	4967	16	4951	2	2	12	80	4887
Faculties and art academies	15224	177	15047	87	23	67	388	14836
<b>Region Vojvodine</b>	<b>8636</b>	<b>75</b>	<b>8561</b>	<b>52</b>	<b>11</b>	<b>12</b>	<b>212</b>	<b>8424</b>
Higher schools (colleges)	1203	1	1202	-	-	1	37	1166
Faculties and art academies	7433	74	7359	52	11	11	175	7258
<b>SRBIJA – JUG</b>	<b>8124</b>	<b>117</b>	<b>8007</b>	<b>63</b>	<b>12</b>	<b>42</b>	<b>169</b>	<b>7955</b>
Higher schools (colleges) / Academies of applied studies	2339	36	2303	2	-	34	37	2302
Faculties and art academies	5785	81	5704	61	12	8	132	5653
<b>Region Šumadije i Zapadne Srbije</b>	<b>4218</b>	<b>45</b>	<b>4173</b>	<b>31</b>	<b>3</b>	<b>11</b>	<b>109</b>	<b>4109</b>
Higher schools (colleges) / Academies of applied studies	1504	6	1498	2	-	4	17	1487
Faculties and art academies	2714	39	2675	29	3	7	92	2622
<b>Region Južne i Istočne Srbije</b>	<b>3906</b>	<b>72</b>	<b>3834</b>	<b>32</b>	<b>9</b>	<b>31</b>	<b>60</b>	<b>3846</b>
Higher schools (colleges) / Academies of applied studies	835	30	805	-	-	30	20	815
Faculties and art academies	3071	42	3029	32	9	1	40	3031
<b>Region Kosovo i Metohija</b>	...	...	...	...	...	...	...	...

### 2.13. Students at higher schools (colleges) and faculties by sex, cycles of studies by regions, areas and municipalities

Region Area Town - Municipality	All	Women	Higher schools (colleges) / Academies of applied studies		Faculties / Academies of arts			
			Graduated at first cycle studies	Graduated at second cycle studies	Graduated at first cycle studies	Graduated at second cycle studies	Graduated at third cycle studies	Old programme
<b>REPUBLIC OF SERBIA</b>	<b>36951</b>	<b>22435</b>	<b>7180</b>	<b>1327</b>	<b>17027</b>	<b>10402</b>	<b>825</b>	<b>188</b>
SRBIJA – SEVER	28827	17273	5292	876	13604	8207	716	130
<b>Beogradski region</b>	<b>20191</b>	<b>12001</b>	<b>4361</b>	<b>606</b>	<b>8994</b>	<b>5591</b>	<b>514</b>	<b>125</b>
Belgrade area (City of Belgrade)	20191	12001	4361	606	8994	5591	514	125
Voždovac	2849	1836	46	-	1717	1004	72	10
Zvezdara	1437	865	1217	220	-	-	-	-
Zemun	1087	627	505	75	381	104	21	1
Mladenovac	204	92	-	-	161	43	-	-
Novi Beograd	2036	1289	984	63	826	147	16	-
Palilula	5406	2356	1141	236	2453	1473	86	17
Savski venac	1808	1158	174	-	526	1069	32	7
Stari grad	4924	3577	196	12	2730	1650	275	61
Čukarica	440	201	98	-	200	101	12	29
<b>Region Vojvodine</b>	<b>8636</b>	<b>5272</b>	<b>931</b>	<b>270</b>	<b>4610</b>	<b>2616</b>	<b>202</b>	<b>5</b>
Zapadnobačka oblast	79	70	-	-	29	50	-	-
Sombor	79	70	-	-	29	50	-	-
Južnobačka oblast	175	148	68	47	-	60	-	-
Pančevo	60	35	-	-	-	60	-	-
Vršac	115	113	68	47	-	-	-	-
Južnobačka oblast	7033	4176	461	109	4119	2142	202	-
Novi Sad	6577	3953	413	109	3783	2070	202	-
Sremski Karlovci	456	223	48	-	336	72	-	-
Severnobačka oblast	97	90	53	44	-	-	-	-
Kikinda	97	90	53	44	-	-	-	-
Severnobačka oblast	765	482	141	12	324	283	-	5
Subotica	765	482	141	12	324	283	-	5
Srednjobanatska oblast	314	149	75	18	138	81	-	-
Zrenjanin	314	149	75	18	138	81	-	-
Sremska oblast	173	157	133	40	-	-	-	-
Sremska Mitrovica	173	157	133	40	-	-	-	-
SRBIJA - JUG	8124	5162	1888	451	3423	2195	109	58
<b>Region Šumadije i Zapadne Srbije</b>	<b>4218</b>	<b>2826</b>	<b>1205</b>	<b>299</b>	<b>1696</b>	<b>947</b>	<b>52</b>	<b>19</b>
Zlatiborska oblast	342	261	170	42	68	58	4	-
City of Užice	342	261	170	42	68	58	4	-
Užice	342	261	170	42	68	58	4	-
Kolubarska oblast	90	72	-	-	71	19	-	-
Valjevo	90	72	-	-	71	19	-	-
Mačvanska oblast	404	313	279	125	-	-	-	-
Šabac	404	313	279	125	-	-	-	-
Moravička oblast	500	202	-	-	321	175	3	1
Čačak	500	202	-	-	321	175	3	1

**2.13. Students at higher schools (colleges) and faculties by sex, cycles of studies by regions, areas and municipalities (continued)**

Region Area Town - Municipality	All	Women	Higher schools (colleges) / Academies of applied studies		Faculties / Academies of arts			
			Graduated at first cycle studies	Graduated at second cycle studies	Graduated at first cycle studies	Graduated at second cycle studies	Graduated at third cycle studies	Old programme
Pomoravska oblast	192	178	-	-	95	97	-	-
Jagodina	192	178	-	-	95	97	-	-
Rasinska oblast	546	423	458	80	8	-	-	-
Kruševac	546	423	458	80	8	-	-	-
Raška oblast	578	384	-	-	441	136	1	-
Kraljevo	49	17	-	-	32	17	-	-
Vrnjačka banja	99	73	-	-	77	21	1	-
Novi Pazar	430	294	-	-	332	98	-	-
Šumadijska oblast	1566	993	298	52	692	462	44	18
Kragujevac	1566	993	298	52	692	462	44	18
<b>Region Južne i Istočne Srbije</b>	<b>3906</b>	<b>2336</b>	<b>683</b>	<b>152</b>	<b>1727</b>	<b>1248</b>	<b>57</b>	<b>39</b>
Borska oblast	66	37	-	-	47	16	2	1
Bor	66	37	-	-	47	16	2	1
Zaječarska oblast	48	22	-	-	38	6	4	-
Zaječar	48	22	-	-	38	6	4	-
Jablanička oblast	414	261	301	43	41	27	2	-
Leskovac	414	261	301	43	41	27	2	-
Nišavska oblast	3185	1872	345	93	1560	1100	49	38
City of Niš	3185	1872	345	93	1560	1100	49	38
Medijana	1503	1053	55	-	807	612	15	14
Palilula	758	408	-	-	453	265	22	18
Crveni krst	924	411	290	93	300	223	12	6
Pčinjska oblast	140	121	-	-	41	99	-	-
City of Vranje	140	121	-	-	41	99	-	-
Vranje	140	121	-	-	41	99	-	-
Toplička oblast	53	23	37	16	-	-	-	-
Prokuplje	53	23	37	16	-	-	-	-
<b>Kosovo i Metohija</b>	...	...	...	...	...	...	...	...



# Teaching staff



3

### 3.1. Teaching staff by universities and faculties

Territory	Total		Teachers		Assistants	
	All	Women	All	Women	All	Women
<b>REPUBLIC OF SERBIA</b>	<b>17009</b>	<b>8891</b>	<b>12592</b>	<b>6241</b>	<b>4417</b>	<b>2650</b>
Of which: full-time	15228	7929	11509	5738	3719	2191
SRBIJA – SEVER	12940	6761	9593	4767	3347	1994
Of which: full-time	11474	5989	8718	4378	2756	1611
<b>Beogradski region</b>	<b>8949</b>	<b>4593</b>	<b>6823</b>	<b>3333</b>	<b>2126</b>	<b>1260</b>
Of which: full-time	7765	3951	6122	3007	1643	944
<b>State universities</b>	<b>5751</b>	<b>2896</b>	<b>4440</b>	<b>2128</b>	<b>1311</b>	<b>768</b>
Of which: full-time	5537	2792	4276	2051	1261	741
University of Belgrade	4693	2441	3600	1777	1093	664
Of which: full-time	4583	2387	3521	1738	1062	649
Teacher Training Faculty	105	80	71	50	34	30
Of which: full-time	99	75	67	47	32	28
Faculty of Pharmacy	170	145	117	101	53	44
Of which: full-time	169	144	116	100	53	44
Faculty of Economics	111	54	101	48	10	6
Of which: full-time	108	54	98	48	10	6
Faculty of Stomatology	138	73	100	51	38	22
Of which: full-time	138	73	100	51	38	22
Faculty of Veterinary	131	61	107	52	24	9
Of which: full-time	130	61	106	52	24	9
Faculty of Philology	309	227	199	133	110	94
Of which: full-time	305	226	195	132	110	94
Faculty of Philosophy	280	152	256	138	24	14
Of which: full-time	244	128	229	120	15	8
Faculty of Organizational Sciences	182	88	133	61	49	27
Of which: full-time	178	86	129	59	49	27
Faculty of Civil Engineering	148	56	120	41	28	15
Of which: full-time	146	56	118	41	28	15
Faculty of Sports and Physical Education	60	22	52	17	8	5
Of which: full-time	59	21	52	17	7	4
Faculty of Forestry	106	55	87	50	19	5
Of which: full-time	106	55	87	50	19	5
Faculty of Special Education and Rehabilitation	92	72	72	53	20	19
Of which: full-time	86	67	68	50	18	17
Faculty of Geography	85	45	66	33	19	12
Of which: full-time	74	39	56	27	18	12
Faculty of Political Sciences	101	40	88	33	13	7
Of which: full-time	98	40	86	33	12	7
Faculty of Agriculture	290	156	197	99	93	57
Of which: full-time	288	156	195	99	93	57
Faculty of Architecture	143	80	90	44	53	36
Of which: full-time	143	80	90	44	53	36
Faculty of Electrical Engineering	163	45	114	32	49	13
Of which: full-time	158	44	109	31	49	13
Faculty of Mechanical Engineering	207	51	170	42	37	9
Of which: full-time	207	51	170	42	37	9
Faculty of Technology and Metallurgy	154	95	118	65	36	30
Of which: full-time	153	95	117	65	36	30
Faculty of Law	103	45	79	31	24	14
Of which: full-time	102	45	79	31	23	14



### 3.1. Teaching staff by universities and faculties (continued)

Territory	Total		Teachers		Assistants	
	All	Women	All	Women	All	Women
Faculty of Transport and Traffic Engineering	151	64	123	55	28	9
Of which: full-time	149	63	121	54	28	9
Faculty of Mining and Geology	243	126	123	45	120	81
Of which: full-time	243	126	123	45	120	81
Faculty of Medicine	705	380	627	334	78	46
Of which: full-time	705	380	627	334	78	46
Faculty of Physics	53	16	51	15	2	1
Of which: full-time	53	16	51	15	2	1
Faculty of Mathematics	151	59	83	34	68	25
Of which: full-time	135	53	81	32	54	21
Faculty of Biology	111	69	99	60	12	9
Of which: full-time	108	68	96	59	12	9
Faculty of Chemistry	83	47	63	32	20	15
Of which: full-time	82	47	62	32	20	15
Faculty of Security	43	15	37	13	6	2
Of which: full-time	42	15	36	13	6	2
Faculty of Physical Chemistry	38	19	24	11	14	8
Of which: full-time	38	19	24	11	14	8
Faculty of Orthodox Theology	37	4	33	4	4	-
Of which: full-time	37	4	33	4	4	-
University of Arts	481	235	397	187	84	48
Of which: full-time	479	233	395	185	84	48
Faculty of Music	199	109	154	80	45	29
Of which: full-time	199	109	154	80	45	29
Faculty of Applied Arts	102	52	87	47	15	5
Of which: full-time	102	52	87	47	15	5
Faculty of Fine Arts	56	23	50	19	6	4
Of which: full-time	56	23	50	19	6	4
Faculty of Dramatic Arts	124	51	106	41	18	10
Of which: full-time	122	49	104	39	18	10
University of Defense	434	178	340	136	94	42
Of which: full-time	355	135	275	102	80	33
University of Defense	434	178	340	136	94	42
Of which: full-time	355	135	275	102	80	33
University of Criminalistic and Police Studies	80	27	75	25	5	2
Of which: full-time	79	27	74	25	5	2
<b>Private universities</b>	<b>1751</b>	<b>851</b>	<b>1427</b>	<b>674</b>	<b>324</b>	<b>177</b>
Of which: full-time	1317	645	1117	542	200	103
Alfa BK University	143	60	108	43	35	17
Of which: full-time	91	42	78	35	13	7
Faculty of Information Technologies, Faculty of Mathematics and Computing Science, Faculty of Finance, Banking and Auditing, Faculty of Foreign Languages and Faculty of Sports Management	101	44	73	31	28	13
Of which: full-time	53	29	46	25	7	4
Academy of Arts	42	16	35	12	7	4
Of which: full-time	38	13	32	10	6	3

### 3.1. Teaching staff by universities and faculties (continued)

Territory	Total		Teachers		Assistants	
	All	Women	All	Women	All	Women
University "Megatrend"	188	64	177	59	11	5
Of which: full-time	112	32	101	27	11	5
Faculty of Business Studies	30	10	27	9	3	1
Of which: full-time	24	6	21	5	3	1
Geoeconomic Faculty	20	4	20	4	-	-
Of which: full-time	2	2	2	2	-	-
Integrated studies of the University Megatrend	20	8	20	8	-	-
Of which: full-time	9	1	9	1	-	-
Faculty of Law - Megatrend	42	20	36	16	6	4
Of which: full-time	26	13	20	9	6	4
Faculty of Culture and Media	22	6	22	6	-	-
Of which: full-time	9	2	9	2	-	-
Faculty of Arts and Design	25	13	25	13	-	-
Of which: full-time	20	8	20	8	-	-
Faculty of Civil Aviation	29	3	27	3	2	-
Of which: full-time	22	-	20	-	2	-
University "Singidunum"	262	136	212	116	50	20
Of which: full-time	227	116	180	98	47	18
Faculty of Business, Faculty of Informatics and Computing Sciences, Faculty of Tourism and Hospitality Management, Faculty of Physical Culture and Sports Management and Faculty of Technical Sciences	173	77	138	65	35	12
Of which: full-time	155	70	121	58	34	12
Faculty of Media and Communication	89	59	74	51	15	8
Of which: full-time	72	46	59	40	13	6
University "Union"	122	58	107	52	15	6
Of which: full-time	113	56	98	50	15	6
Faculty of Law	25	14	22	12	3	2
Of which: full-time	25	14	22	12	3	2
Faculty of Computer Science	76	32	64	28	12	4
Of which: full-time	70	32	58	28	12	4
Belgrade Banking Academy – Faculty of Banking, Insurance and Finances	21	12	21	12	-	-
Of which: full-time	18	10	18	10	-	-
University "MB"	70	28	54	18	16	10
Of which: full-time	56	23	42	15	14	8
Faculty of Business and Law - Mladenovac	70	28	54	18	16	10
Of which: full-time	56	23	42	15	14	8
University "Business Academy"	186	96	149	77	37	19
Of which: full-time	133	74	113	64	20	10
Faculty of European Law and Political Studies	27	15	21	12	6	3
Of which: full-time	22	13	21	12	1	1
Faculty of Contemporary Arts	62	30	58	29	4	1
Of which: full-time	49	25	45	24	4	1
Faculty of Applied Management, Economics and Finances	52	25	37	17	15	8
Of which: full-time	40	22	25	14	15	8
Faculty of Social Sciences	45	26	33	19	12	7
Of which: full-time	22	14	22	14	-	-

### 3.1. Teaching staff by universities and faculties (continued)

Territory	Total		Teachers		Assistants	
	All	Women	All	Women	All	Women
University "Educons"	21	11	20	11	1	-
Of which: full-time	16	10	16	10	-	-
Faculty of Project and Innovation Management	21	11	20	11	1	-
Of which: full-time	16	10	16	10	-	-
University "Metropolitan"	256	143	151	76	105	67
Of which: full-time	147	78	115	57	32	21
FEFA faculty	36	21	33	18	3	3
Of which: full-time	29	17	26	14	3	3
Faculty of Applied Ecology "Futura"	35	20	26	15	9	5
Of which: full-time	28	14	19	9	9	5
Faculty of Information Technologies, Faculty of Management and Faculty of Digital Arts	185	102	92	43	93	59
Of which: full-time	90	47	70	34	20	13
University "Union - Nikola Tesla"	305	158	264	133	41	25
Of which: full-time	245	129	209	108	36	21
Faculty of Business and Law	73	40	65	33	8	7
Of which: full-time	60	31	53	25	7	6
Faculty of Information Technologies and Engineering	31	15	24	11	7	4
Of which: full-time	24	10	19	8	5	2
Faculty of Civil Engineering Management, Faculty of Entrepreneurial Business and Real Estate Management, Faculty of Ecology and Environmental Protection, Faculty of International Politics and Security, Faculty of Economy and Finances, and Faculty of Informatics and Computing Science	80	48	67	39	13	9
Of which: full-time	77	47	65	38	12	9
Faculty of Engineering Management	37	21	33	19	4	2
Of which: full-time	35	20	31	18	4	2
Faculty of Sports	45	19	41	18	4	1
Of which: full-time	29	14	26	14	3	-
Faculty of Diplomacy and Security	39	15	34	13	5	2
Of which: full-time	20	7	15	5	5	2
Faculties not being part of university	261	112	213	92	48	20
Of which: full-time	218	95	176	79	42	16
Academy of National Security	63	15	28	3	35	12
Of which: full-time	41	10	11	1	30	9
Faculty of Business Economics and Entrepreneurship - PEP	49	27	43	24	6	3
Of which: full-time	46	26	40	23	6	3
Modern Business School	25	13	24	13	1	-
Of which: full-time	23	11	22	11	1	-
College - Academy of the Serbian Orthodox Church for Art and Conservation	23	11	23	11	-	-
Of which: full-time	20	8	20	8	-	-
College of Academic Studies "Dositej"	21	6	20	5	1	1
Of which: full-time	21	6	20	5	1	1
Technical College of Academic Studies	21	8	21	8	-	-
Of which: full-time	21	8	21	8	-	-
College of Communications	31	12	30	11	1	1
Of which: full-time	20	8	20	8	-	-
College of Social Work	28	20	24	17	4	3
Of which: full-time	26	18	22	15	4	3

### 3.1. Teaching staff by universities and faculties (continued)

Territory	Total		Teachers		Assistants	
	All	Women	All	Women	All	Women
Higher schools (colleges) / Academies of applied studies	1447	846	956	531	491	315
Of which: full-time	911	514	729	414	182	100
<b>Academies of applied studies</b>	<b>673</b>	<b>367</b>	<b>523</b>	<b>293</b>	<b>150</b>	<b>74</b>
Of which: full-time	595	339	466	273	129	66
Belgrade Academy of Business and Art of Applied Studies	130	73	111	64	19	9
Of which: full-time	126	71	107	62	19	9
Academy of Applied Studies Belgrade	141	98	139	97	2	1
Of which: full-time	135	96	133	95	2	1
Academy of Technical and Art Applied Studies Belgrade	193	96	123	65	70	31
Of which: full-time	177	93	112	63	65	30
Academy of Technical Applied Studies Belgrade	153	75	111	51	42	24
Of which: full-time	147	73	106	49	41	24
College of Applied Studies - Aviation Academy	56	25	39	16	17	9
Of which: full-time	10	6	8	4	2	2
<b>Private higher schools (colleges)</b>	<b>774</b>	<b>479</b>	<b>433</b>	<b>238</b>	<b>341</b>	<b>241</b>
Of which: full-time	316	175	263	141	53	34
Sport and Health College of Applied Studies	30	19	28	17	2	2
Of which: full-time	22	15	20	13	2	2
Football Academy - College of Applied Studies	20	7	20	7	-	-
Of which: full-time	16	6	16	6	-	-
College of Applied Studies in Entrepreneurship	22	8	22	8	-	-
Of which: full-time	20	8	20	8	-	-
Medical College of Applied Studies "Milutin Milanković"	44	28	40	27	4	1
Of which: full-time	20	13	17	12	3	1
College of Applied Studies ICEPS - International Centre of Professional Studies	247	173	123	79	124	94
Of which: full-time	48	34	40	28	8	6
Business College of Applied Studies "Čačak" - Zemun	20	9	20	9	-	-
Of which: full-time	20	9	20	9	-	-
College of Applied Studies in Economics and Administration	34	13	22	10	12	3
Of which: full-time	31	12	20	10	11	2
College of Applied Studies in Information Technologies	84	45	39	17	45	28
Of which: full-time	52	33	23	10	29	23
Medical and Sanitary College of Applied Studies "Visan"	178	118	56	29	122	89
Of which: full-time	42	22	42	22	-	-
Medical College of Applied Studies "Sveti Vasilije Ostroški"	37	21	31	17	6	4
Of which: full-time	22	11	22	11	-	-
Medical College of Applied Studies "Medika"	58	38	32	18	26	20
Of which: full-time	23	12	23	12	-	-
<b>Region Vojvodine</b>	<b>3991</b>	<b>2168</b>	<b>2770</b>	<b>1434</b>	<b>1221</b>	<b>734</b>
Of which: full-time	3709	2038	2596	1371	1113	667
<b>State universities</b>	<b>3183</b>	<b>1708</b>	<b>2126</b>	<b>1084</b>	<b>1057</b>	<b>624</b>
Of which: full-time	3067	1675	2051	1068	1016	607
University of Novi Sad	3183	1708	2126	1084	1057	624
Of which: full-time	3067	1675	2051	1068	1016	607

### 3.1. Teaching staff by universities and faculties (continued)

Territory	Total		Teachers		Assistants	
	All	Women	All	Women	All	Women
Faculty of Sports and Physical Education	44	16	27	11	17	5
Of which: full-time	44	16	27	11	17	5
Faculty of Technology	102	73	80	55	22	18
Of which: full-time	102	73	80	55	22	18
Academy of Arts	285	132	178	75	107	57
Of which: full-time	273	126	174	73	99	53
Faculty of Philosophy	307	209	238	162	69	47
Of which: full-time	306	209	237	162	69	47
Faculty of Technical Sciences	858	323	491	157	367	166
Of which: full-time	787	311	447	152	340	159
Faculty of Natural Sciences and Mathematics	438	291	279	165	159	126
Of which: full-time	429	286	271	161	158	125
Faculty of Law	49	21	33	13	16	8
Of which: full-time	49	21	33	13	16	8
Faculty of Economics - Subotica	87	41	72	34	15	7
Of which: full-time	87	41	72	34	15	7
Faculty of Medicine	611	379	396	240	215	139
Of which: full-time	603	372	393	238	210	134
Faculty of Civil Engineering - Subotica	42	21	33	15	9	6
Of which: full-time	42	21	33	15	9	6
Technical Faculty "Mihajlo Pupin" - Zrenjanin	64	42	57	37	7	5
Of which: full-time	52	40	45	35	7	5
Faculty of Teacher Training - Sombor	65	45	49	31	16	14
Of which: full-time	64	44	48	30	16	14
Faculty of Agriculture	197	92	164	70	33	22
Of which: full-time	197	92	164	70	33	22
Teacher Training Faculty in the Hungarian Language – Subotica	34	23	29	19	5	4
Of which: full-time	32	23	27	19	5	4
<b>Private universities</b>	<b>469</b>	<b>270</b>	<b>357</b>	<b>189</b>	<b>112</b>	<b>81</b>
Of which: full-time	362	192	311	158	51	34
University "Union"	61	32	38	22	23	10
Of which: full-time	57	30	35	20	22	10
Faculty of Law and Business Studies "dr Lazar Vrkatić" - Novi Sad	61	32	38	22	23	10
Of which: full-time	57	30	35	20	22	10
University "Business Academy"	262	159	193	99	69	60
Of which: full-time	183	96	169	82	14	14
Faculty of Economics and Engineering Management	64	24	60	20	4	4
Of which: full-time	64	24	60	20	4	4
Law Faculty for Business and Judiciary	120	93	58	40	62	53
Of which: full-time	50	34	43	27	7	7
Faculty of Stomatology - Pančevo	40	21	37	18	3	3
Of which: full-time	37	20	34	17	3	3

### 3.1. Teaching staff by universities and faculties (continued)

Territory	Total		Teachers		Assistants	
	All	Women	All	Women	All	Women
Faculty of Pharmacy - Novi Sad	38	21	38	21	-	-
Of which: full-time	32	18	32	18	-	-
University "Educons"	106	61	96	54	10	7
Of which: full-time	86	49	77	43	9	6
Faculty of Sports and Psychology	33	20	28	17	5	3
Of which: full-time	28	16	23	13	5	3
University Educons - integrated faculties	73	41	68	37	5	4
Of which: full-time	58	33	54	30	4	3
University "Union - Nikola Tesla"	40	18	30	14	10	4
Of which: full-time	36	17	30	13	6	4
Faculty of Management - Sremski Karlovci	40	18	30	14	10	4
Of which: full-time	36	17	30	13	6	4
Higher schools (colleges)	339	190	287	161	52	29
Of which: full-time	280	171	234	145	46	26
<b>State higher schools / colleges</b>	<b>322</b>	<b>181</b>	<b>271</b>	<b>152</b>	<b>51</b>	<b>29</b>
Of which: full-time	264	162	218	136	46	26
Technical College of Applied Studies - Subotica	31	7	25	6	6	1
Of which: full-time	24	7	18	6	6	1
Preschool Teacher Training and Business Informatics College of Applied Studies "Sirmium" - Sremska Mitrovica	35	20	27	15	8	5
Of which: full-time	30	17	24	13	6	4
Preschool Teacher Training and Medical College of Applied Studies - Vršac	24	16	23	15	1	1
Of which: full-time	21	14	20	13	1	1
Preschool Teacher and Sports Trainers Training College of Applied Studies - Subotica	36	20	29	19	7	1
Of which: full-time	28	16	22	15	6	1
Preschool Teacher Training College of Applied Studies - Novi Sad	28	22	22	17	6	5
Of which: full-time	26	20	21	16	5	4
Technical College of Applied Studies - Novi Sad	62	24	52	19	10	5
Of which: full-time	36	18	26	13	10	5
Preschool Teacher Training College of Applied Studies - Kikinda	22	18	21	17	1	1
Of which: full-time	21	17	20	16	1	1
Technical College of Applied Studies - Zrenjanin	35	21	29	16	6	5
Of which: full-time	33	20	28	16	5	4
Business College of Applied Studies - Novi Sad	49	33	43	28	6	5
Of which: full-time	45	33	39	28	6	5
Private higher schools (colleges)	17	9	16	9	1	-
Of which: full-time	16	9	16	9	-	-
College of Applied Studies in Management and Business Communication - Sremski Karlovci	17	9	16	9	1	-
Of which: full-time	16	9	16	9	-	-

### 3.1. Teaching staff by universities and faculties (continued)

Territory	Total		Teachers		Assistants	
	All	Women	All	Women	All	Women
SRBIJA - JUG	4069	2130	2999	1474	1070	656
Of which: full-time	3754	1940	2791	1360	963	580
<b>Region Šumadije i Zapadne Srbije</b>	<b>2153</b>	<b>1165</b>	<b>1495</b>	<b>747</b>	<b>658</b>	<b>418</b>
Of which: full-time	1880	1016	1321	667	559	349
<b>State universities</b>	<b>1497</b>	<b>813</b>	<b>1031</b>	<b>524</b>	<b>466</b>	<b>289</b>
Of which: full-time	1393	760	947	482	446	278
University of Kragujevac	1279	708	871	449	408	259
Of which: full-time	1242	687	843	432	399	255
Faculty of Pedagogical Sciences - Jagodina	51	36	41	29	10	7
Of which: full-time	51	36	41	29	10	7
Faculty of Teacher Training - Užice	31	21	23	16	8	5
Of which: full-time	31	21	23	16	8	5
Faculty of Engineering Sciences	82	27	77	23	5	4
Of which: full-time	81	27	76	23	5	4
Faculty of Economics	73	37	61	29	12	8
Of which: full-time	70	33	58	25	12	8
Faculty of Technical Sciences of Čačak	110	52	77	33	33	19
Of which: full-time	105	50	72	31	33	19
Faculty of Law	59	27	35	12	24	15
Of which: full-time	59	27	35	12	24	15
Faculty of Natural Sciences and Mathematics	193	124	100	62	93	62
Of which: full-time	185	119	96	59	89	60
Faculty of Agronomy - Čačak	44	18	37	14	7	4
Of which: full-time	44	18	37	14	7	4
Faculty of Mechanical Engineering and Civil Engineering of Kraljevo	40	10	27	6	13	4
Of which: full-time	37	8	24	4	13	4
Faculty of Medicine	346	190	225	123	121	67
Of which: full-time	339	187	219	121	120	66
Faculty of Philology and Arts	217	146	138	83	79	63
Of which: full-time	209	142	134	80	75	62
Faculty of Hotel Management and Tourism - Vrnjačka Banja	33	20	30	19	3	1
Of which: full-time	31	19	28	18	3	1
University of Niš	27	18	21	12	6	6
Of which: full-time	27	18	21	12	6	6
Faculty of Agriculture	27	18	21	12	6	6
Of which: full-time	27	18	21	12	6	6
University of Novi Pazar	191	87	139	63	52	24
Of which: full-time	124	55	83	38	41	17
State University of Novi Pazar	191	87	139	63	52	24
Of which: full-time	124	55	83	38	41	17
<b>Private universities</b>	<b>308</b>	<b>155</b>	<b>173</b>	<b>61</b>	<b>135</b>	<b>94</b>
Of which: full-time	171	76	114	39	57	37
University "Singidunum"	108	72	41	22	67	50
Of which: full-time	27	16	22	11	5	5
Faculty of Health and Business Studies - Valjevo	108	72	41	22	67	50
Of which: full-time	27	16	22	11	5	5
International University of Novi Pazar	145	61	96	30	49	31
Of which: full-time	113	51	65	21	48	30
International University	145	61	96	30	49	31
Of which: full-time	113	51	65	21	48	30

### 3.1. Teaching staff by universities and faculties (continued)

Territory	Total		Teachers		Assistants	
	All	Women	All	Women	All	Women
Faculties not being part of university	55	22	36	9	19	13
Of which: full-time	31	9	27	7	4	2
College "Academy of Business Economics" - Čačak	26	13	12	3	14	10
Of which: full-time	9	2	7	1	2	1
College of Management and Economics	29	9	24	6	5	3
Of which: full-time	22	7	20	6	2	1
Higher schools (colleges) / Academies of applied studies	348	197	291	162	57	35
Of which: full-time	316	180	260	146	56	34
<b>Academies of applied studies</b>	<b>320</b>	<b>184</b>	<b>265</b>	<b>149</b>	<b>55</b>	<b>35</b>
Of which: full-time	294	171	240	137	54	34
Academy of Applied Preschool Teaching and Health Studies - Kruševac	109	64	99	55	10	9
Of which: full-time	96	58	86	49	10	9
Academy of Applied Studies Šabac	83	51	67	41	16	10
Of which: full-time	78	49	63	40	15	9
Academy of Applied Studies Šumadija - Kragujevac	68	33	49	20	19	13
Of which: full-time	65	31	46	18	19	13
Academy of Applied Studies Western Serbia - Užice	60	36	50	33	10	3
Of which: full-time	55	33	45	30	10	3
<b>Private higher schools (colleges)</b>	<b>28</b>	<b>13</b>	<b>26</b>	<b>13</b>	<b>2</b>	<b>-</b>
Of which: full-time	22	9	20	9	2	-
Business College of Applied Studies "Prof. dr Radomir Bojković" - Kruševac	28	13	26	13	2	-
Of which: full-time	22	9	20	9	2	-
<b>Region Južne i Istočne Srbije</b>	<b>1916</b>	<b>965</b>	<b>1504</b>	<b>727</b>	<b>412</b>	<b>238</b>
Of which: full-time	1874	924	1470	693	404	231
<b>State universities</b>	<b>1541</b>	<b>776</b>	<b>1190</b>	<b>577</b>	<b>351</b>	<b>199</b>
Of which: full-time	1521	746	1174	550	347	196
University of Belgrade	89	29	64	15	25	14
Of which: full-time	86	29	61	15	25	14
Faculty of Technical Sciences - Bor	89	29	64	15	25	14
Of which: full-time	86	29	61	15	25	14
University of Niš	1452	747	1126	562	326	185
Of which: full-time	1435	717	1113	535	322	182
Faculty of Pedagogy - Vranje	43	29	36	22	7	7
Of which: full-time	36	27	29	20	7	7
Faculty of Law	47	21	42	17	5	4
Of which: full-time	47	21	42	17	5	4
Faculty of Economics	65	42	56	34	9	8
Of which: full-time	64	42	55	34	9	8
Faculty of Mechanical Engineering	98	26	73	17	25	9
Of which: full-time	98	26	73	17	25	9
Faculty of Civil Engineering and Architecture	81	38	58	28	23	10
Of which: full-time	81	38	58	28	23	10
Faculty of Philosophy	168	111	141	94	27	17
Of which: full-time	168	111	141	94	27	17



### 3.1. Teaching staff by universities and faculties (continued)

Territory	Total		Teachers		Assistants	
	All	Women	All	Women	All	Women
Faculty of Electrical Engineering	157	51	98	30	59	21
Of which: full-time	156	51	97	30	59	21
Faculty of Medicine	336	185	280	154	56	31
Of which: full-time	335	184	279	153	56	31
Faculty of Occupational Safety	49	24	38	20	11	4
Of which: full-time	49	24	38	20	11	4
Faculty of Technology - Leskovac	49	28	43	23	6	5
Of which: full-time	44	3	41	-	3	3
Faculty of Sports and Physical Education	53	18	43	11	10	7
Of which: full-time	53	18	43	11	10	7
Faculty of Natural Sciences and Mathematics	210	122	138	72	72	50
Of which: full-time	208	120	137	71	71	49
Faculty of Arts	96	52	80	40	16	12
Of which: full-time	96	52	80	40	16	12
<b>Private universities</b>	<b>93</b>	<b>41</b>	<b>74</b>	<b>28</b>	<b>19</b>	<b>13</b>
Of which: full-time	79	34	63	24	16	10
University "Megatrend"	8	6	8	6	-	-
Of which: full-time	8	6	8	6	-	-
Faculty of Management - Zaječar	8	6	8	6	-	-
Of which: full-time	8	6	8	6	-	-
University "Union - Nikola Tesla"	85	35	66	22	19	13
Of which: full-time	71	28	55	18	16	10
Faculty of Law, Security and Management "Constantine the Great" - Niš	28	9	26	7	2	2
Of which: full-time	28	9	26	7	2	2
Faculty of Applied Sciences - Niš	57	26	40	15	17	11
Of which: full-time	43	19	29	11	14	8
Higher schools (colleges) / Academies of applied studies	282	148	240	122	42	26
Of which: full-time	274	144	233	119	41	25
<b>Academies of applied studies</b>	<b>244</b>	<b>135</b>	<b>209</b>	<b>113</b>	<b>35</b>	<b>22</b>
Of which: full-time	237	132	203	111	34	21
Academy of Technical and Educational Applied Studies - Niš	89	49	73	41	16	8
Of which: full-time	85	47	70	40	15	7
Academy of Applied Studies Southern Serbia - Leskovac	79	50	69	43	10	7
Of which: full-time	78	49	68	42	10	7
Toplica Academy of Applied Studies - Prokuplje	76	36	67	29	9	7
Of which: full-time	74	36	65	29	9	7
<b>Private higher schools (colleges)</b>	<b>38</b>	<b>13</b>	<b>31</b>	<b>9</b>	<b>7</b>	<b>4</b>
Of which: full-time	37	12	30	8	7	4
College of Applied Studies in Criminalistics and Security - Niš	20	6	20	6	-	-
Of which: full-time	19	5	19	5	-	-
Business College of Applied Studies "Business"	18	7	11	3	7	4
Of which: full-time	18	7	11	3	7	4
<b>Kosovo i Metohija</b>	...	...	...	...	...	...

### 3.2. Teaching staff by titles and working hours

Territory	Total		Teachers		Assistants	
	All	Women	All	Women	All	Women
Total	<b>17009</b>	<b>8891</b>	<b>12592</b>	<b>6241</b>	<b>4417</b>	<b>2650</b>
Of which: full-time	15228	7929	11509	5738	3719	2191
Doctors of science	11636	5804	11016	5415	620	389
Of which: full-time	10811	5453	10215	5070	596	383
Masters of sciences and specialists	3547	2012	1131	620	2416	1392
Of which: full-time	3155	1787	944	510	2211	1277
Without scientific title	1826	1075	445	206	1381	869
Of which: full-time	1262	689	350	158	912	531
PhD supervisors	-	-	4359	2131	-	-
Of which: full-time	-	-	4150	2009	-	-



Department of Communication and Information

Tef.: ++ 381 11/24-01-284

e-mail: [stat@stat.gov.rs](mailto:stat@stat.gov.rs)

Library

Tel.: + 381 11/24-12-922, extension. 251

e-mail: [biblioteka@stat.gov.rs](mailto:biblioteka@stat.gov.rs)

Number of pages: 120





**2022/2023**

Tertiary education