

# STATISTICAL RELEASE

# SN40

Number 171 • Year LXXII, 01/07/2021

## Population statistics

SERB171 SN40 010721

### Vital events, 2021

In 2021, there were 61 180 live births and 136 622 deaths recorded in the Republic of Serbia. The natural increase was -74 442. The estimated population number in the Republic of Serbia in 2021 was estimated at 6 834 326. The mentioned values are the result of cumulative negative demographic effects over a longer period.

**Table 1.** Vital events, 2012–2021

	2012	2013	2014	2015	2016	2017	2018	2019	2020	2021	Average age (2012–2021)
Live births	67257	65554	66461	65657	64734	64894	63975	64399	61692	62180	64680
Deaths	102400	100300	101247	103678	100834	103722	101655	101458	116850	136622	106876
Natural increase	-35143	-34746	-34786	-38021	-36100	-38828	-37680	-37059	-55158	-74442	-42196

From 2012 to 2021 the number of population in the Republic of Serbia decreased by about 421 963, based only on natural increase.

The natural increase rate in the Republic of Serbia was -10.9‰ (the negative value increased by 2.9‰ compared with the value in 2020). The Beogradski region had, alike in 2020, the lowest natural increase value (-7.2‰), while the highest negative value was recorded in the Region Južne i Istočne Srbije (-14.4‰).

**Table 2.** Vital events per 1000 population, 2021

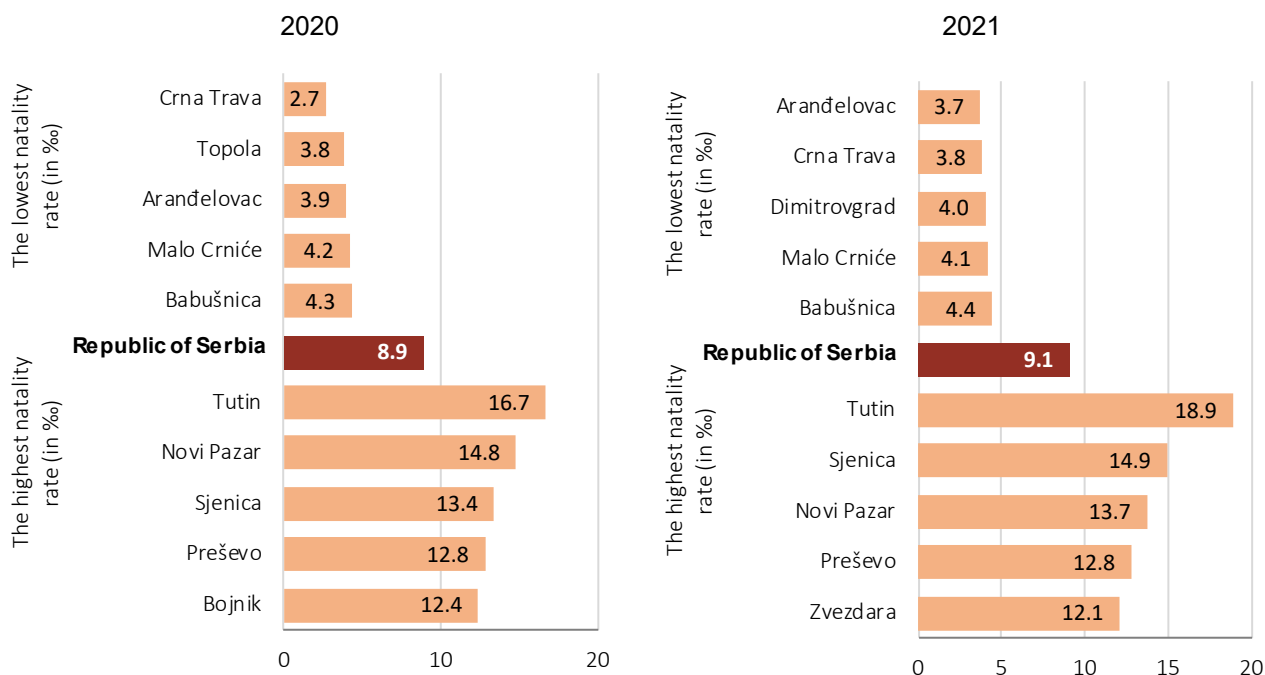
	Live births	Deaths	Natural increase
<b>REPUBLIC OF SERBIA</b>	<b>9.1</b>	<b>20.0</b>	<b>-10.9</b>
SRBIJA – SEVER	9.8	18.5	-8.7
<b>Beogradski region</b>	<b>10.5</b>	<b>17.7</b>	<b>-7.2</b>
<b>Region Vojvodine</b>	<b>9.2</b>	<b>19.2</b>	<b>-10.1</b>
SRBIJA – JUG	8.3	21.6	-13.2
<b>Region Šumadije i Zapadne Srbije</b>	<b>8.5</b>	<b>20.8</b>	<b>-12.3</b>
<b>Region Južne i Istočne Srbije</b>	<b>8.1</b>	<b>22.5</b>	<b>-14.4</b>
<b>Region Kosovo i Metohija</b>	...	...	...

From the total number of towns/municipalities in the Republic of Serbia, the natural increase rate in 2021 was positive in three towns/municipalities.

**Table 3.** Towns/municipalities with positive natural increase rates (‰)

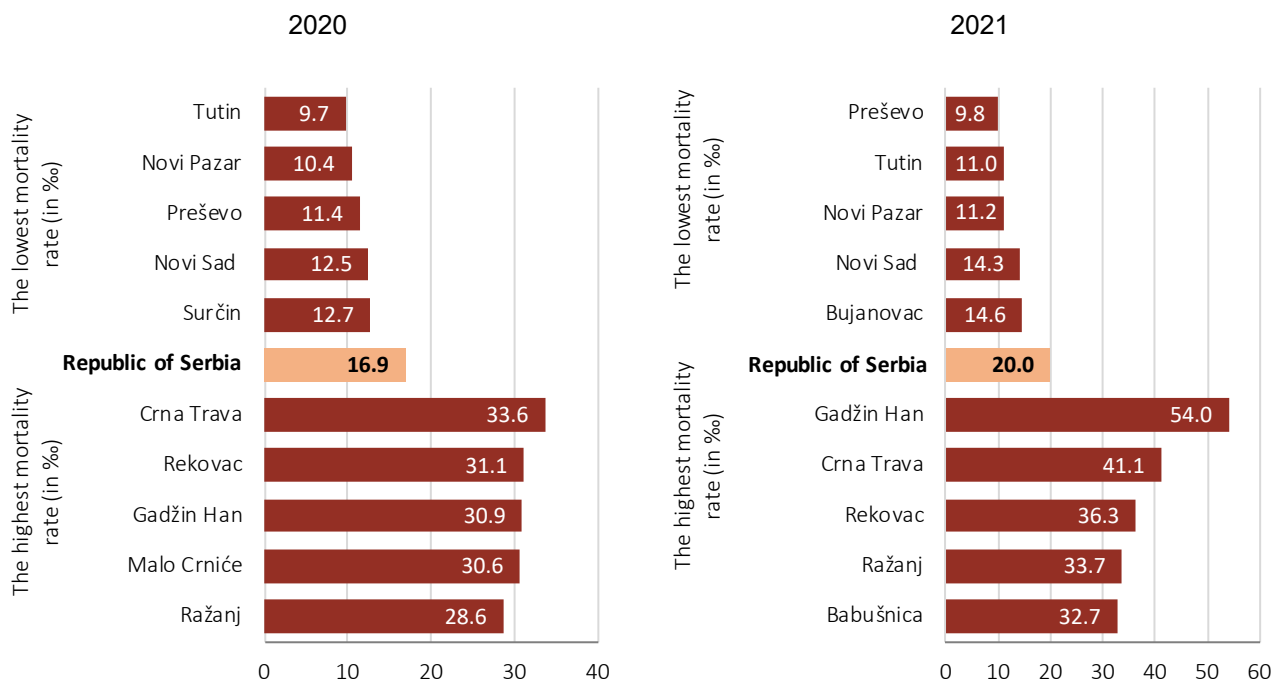
Novi Pazar	2.5
Preševo	3.0
Tutin	7.8

**Chart 1. Towns/municipalities with the lowest and highest natality rates**



The largest number of births, 18 825, were born to women aged 30–34. The average age of women at child birth was 30.1 years, while the average age of women at birth of the first child was 28.7. In urban settlements the average age of women was 30.9 and in other settlements 28.6 years. The number of live births in urban settlements accounts for 65.9% and in other settlements for 34.1% of the total number of live births. The total fertility rate, i.e. number of live births per woman was 1.5.

**Chart 2. Towns/municipalities with the lowest and highest mortality rates**

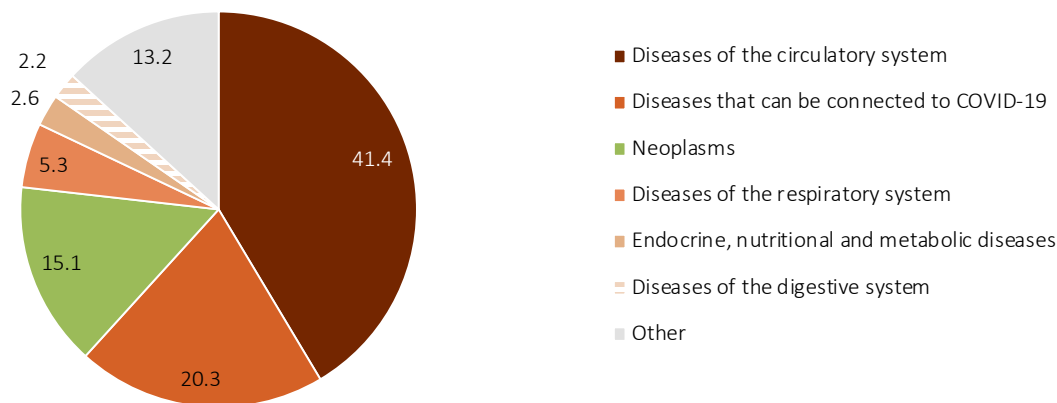


Based on data for 2021 there were 136 622 deaths (69 908 men and 66 714 women) recorded in the Republic of Serbia. The average age at death in the Republic of Serbia was 75.2 years. The largest number of deaths occurred in the age interval from 75 to 84.

The number of violent deaths slightly increased compared with the previous year, amounting to 2 660, and in 2021 to 2 743. The number of suicides in 2021 amounted to 883, y 12 cases smaller than in 2020.

The leading cause of death in both sexes was diseases of the circulatory system, which took 56 610 persons (41.4% of the total number of deaths), i.e. 26 306 men and 30 304 women. The second most frequent cause of death are diseases that can be connected to COVID-19, which took 27 742 lives (20.3% of the total number of deaths), i.e. 15 218 men and 12 524 women,) while at the third place are neoplasms of which in 2021 there were 20 609 deaths (15.1% of the total number of deaths, i.e. 11 313 men and 9 296 women's).

**Chart 3.** Deaths according to International Classification of Diseases and related health problems (ICD-10) <sup>1</sup>



**Methodological explanations:**

**General natality rate** is the number of live births per 1000 inhabitants in the reference year.

**General mortality rate** is number of deaths per 1000 inhabitants in the reference year.

**Natural increase rate** is the difference between the natality rate and mortality rate in the reference year.

**Estimated number of population** in 2021 is calculated on the basis of the 2011 Population Census, natural increase and internal migrations.

Starting from 1998 the Statistical Office of the Republic of Serbia has not at disposal and may not provide available certain data relative to AP Kosovo and Metohija and therefore these data are not included in the coverage for the Republic of Serbia (total).

---

Contact: [mirjana.popovic@stat.gov.rs](mailto:mirjana.popovic@stat.gov.rs), phone: 011 2412-922 ext. 303  
 Published and printed by: Statistical Office of the Republic of Serbia, Milana Rakica 5, Belgrade  
 Phone: +381 11 2412922 • Fax: +381 11 2411260 • [www.stat.gov.rs](http://www.stat.gov.rs)  
 Responsible: Dr Miladin Kovačević, Director  
 Circulation: 20 • Issued annually

---

<sup>1</sup> [http://www.batut.org.rs/index.php?category\\_id=151](http://www.batut.org.rs/index.php?category_id=151)