

# STATISTICAL RELEASE

# CN40

Number 253 - Year LXXI, 13.09.2021.

SERB253 CN40 130921

## Prices statistics

### Indices of producer prices of agricultural and fishing products, July 2021

Producer prices of agricultural and fishing products in July 2021, compared to the same month of 2020, were increased by 30.7% average.

Observed by main product groups, compared to the same month of the previous year, the biggest impact on the rise in prices was noted in the groups: Industrial crops (55.2%), Cereals (16.9%) and Fruit (84.2%).

Producer prices of agricultural and fishing products in July 2021, compared to Jun 2021, were increased by 0.9% average.

Observed by main product groups in July 2021, compared to the previous month, the biggest impact on the rise in prices was noted in the groups: Fruit (15.6%) and Potatoes (51.2%).

Producer prices of agricultural and fishing products in period January-July 2021, compared to same period 2020, on average increased by 15.2%.

Observed by main groups of products, in period January-July 2021 compared to same period 2020, the biggest impact on the rise in prices was noted in the groups: Industrial crops (39.4%), Cereals (25.4%) and Fruit (57.5%).

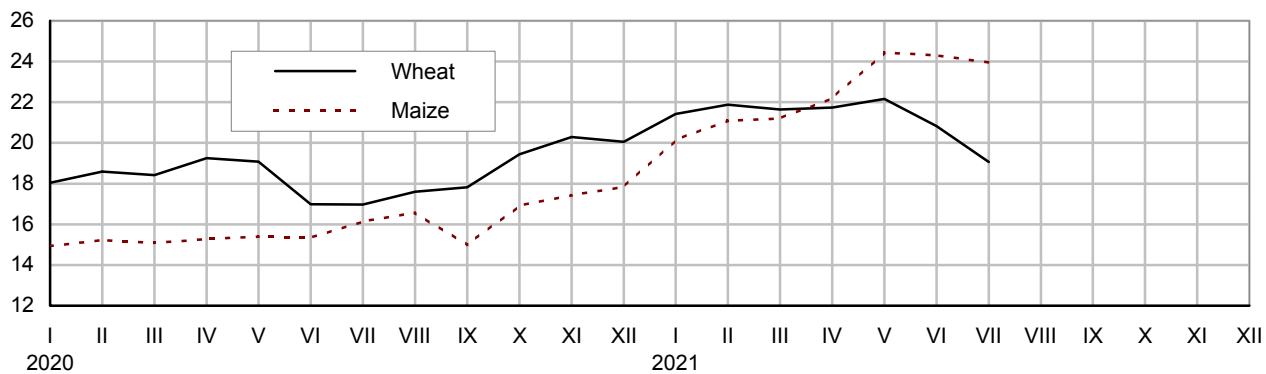
### Indices of producers' prices of products of agriculture and fishing

 Republic of Serbia<sup>1)</sup>

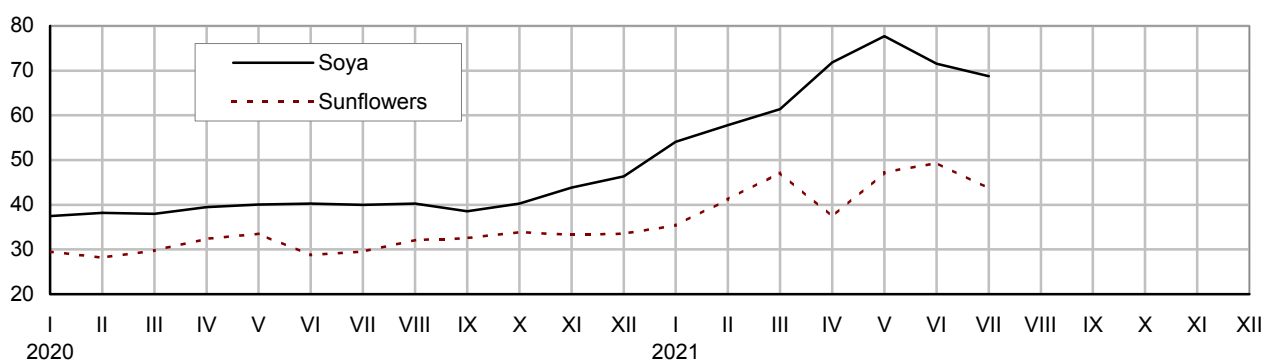
	$\frac{\text{VII 2021}}{\text{VII 2020}}$	$\frac{\text{VII 2021}}{\text{VI 2021}}$	$\frac{\text{VII 2021}}{\text{Ø 2020}}$	$\frac{\text{I-VII 2021}}{\text{Ø 2020}}$	$\frac{\text{I-VII 2021}}{\text{I-VII 2020}}$	$\frac{\text{VII 2021}}{\text{XII 2020}}$
<i>By sectors</i>						
<b>Agriculture and fishing</b>	<b>130.7</b>	<b>100.9</b>	<b>129.1</b>	<b>114.4</b>	<b>115.2</b>	<b>125.3</b>
Agriculture	130.9	100.9	129.2	114.6	115.5	125.4
Crop production	120.1	94.4	116.3	123.2	126.9	107.1
Fruit growing and viticulture	184.2	115.6	186.3	156.8	157.5	186.3
Livestock breeding	101.7	100.0	101.8	98.6	97.1	105.0
Processing from own production	101.0	98.1	100.4	106.2	104.9	100.0
Fishing	81.9	99.7	93.0	90.5	83.2	99.9
<i>By groups of product, total</i>						
Cereals	116.9	93.8	112.9	121.1	125.4	103.5
Wheat	112.2	92.8	107.6	114.0	116.2	98.7
Maize	147.3	98.3	147.7	134.2	143.2	135.1
Industrial crops	155.2	100.0	156.8	136.2	139.4	146.3
Potatoes	113.2	151.2	112.9	71.4	56.5	132.5
Vegetables	107.6	90.7	101.0	114.0	108.2	100.8
Fruit	184.2	115.6	186.3	156.8	157.5	186.3
Animals	101.6	100.1	103.0	96.0	92.6	111.2
Cattle	109.2	99.0	109.9	104.7	102.5	113.3
Pigs	94.8	100.4	96.7	89.2	84.7	108.8
Poultry	118.7	102.7	118.2	105.1	105.0	119.1
Animal products	101.8	99.9	100.6	101.0	101.5	98.3
Milk	99.8	99.8	98.6	99.8	100.0	97.5
Eggs	95.7	103.3	95.2	103.7	103.2	88.8

<sup>1)</sup> Starting from 1999 the Statistical Office of the Republic of Serbia has not at disposal and may not provide available certain data relative to Kosovo and Metohia and therefore these data are not included in the coverage for the Republic of Serbia (total).

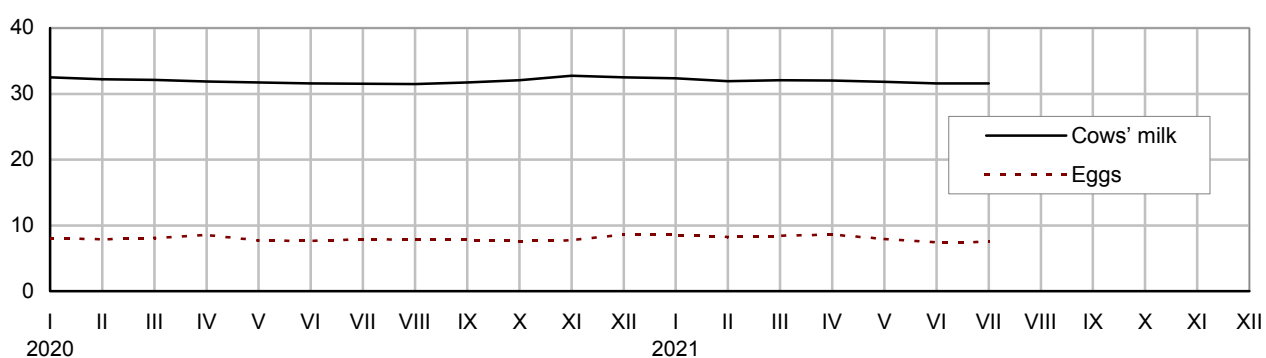
RSD / kg **Producer prices of cereals**



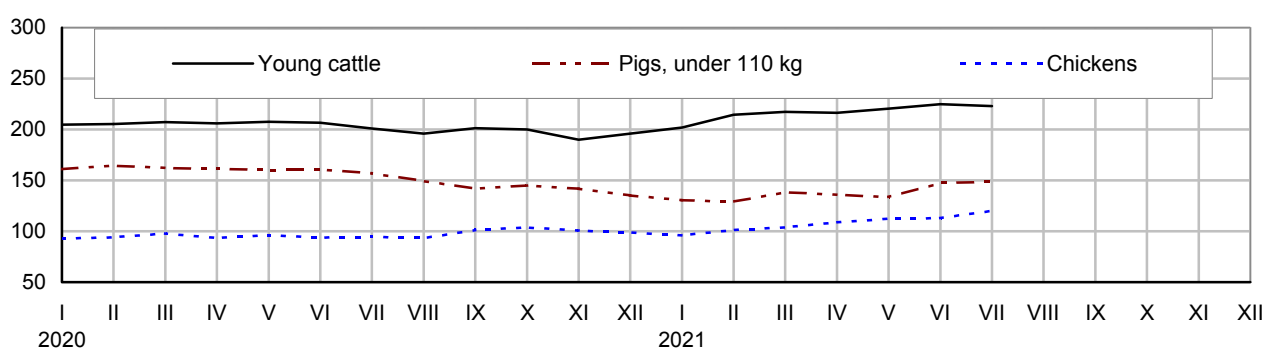
RSD / kg **Producer prices of industrial crops**



RSD / l / pcs **Producer prices of animal products**



RSD / kg **Producer prices of Animals**



### **Methodological explanations**

The aim of the survey is the calculation of average prices and indices of producer prices of agricultural and fishing products. Average prices of agricultural and fishing products are calculated based on quantities and values of purchased and sold products, obtained from the Trade Statistics and Agricultural Statistics. Starting from 2013, indices of producer prices of agricultural and fishing products shall be calculated according to the new methodology that is harmonized with the European standards.

The survey covers companies and entrepreneurs which are purchasing products of agriculture and fisheries directly from family holdings in order to sell or process purchased products, as well as legal entities that sell products of agriculture and fisheries from their own production.

Data are published about 12<sup>th</sup> of each month (the reference period m-2), in the edition Statistical Release, with the mark CN40, and they are also presented on the website of the Statistical Office of the Republic of Serbia ([www.stat.gov.rs](http://www.stat.gov.rs)).

---

Contact: [vladimir.miletic@stat.gov.rs](mailto:vladimir.miletic@stat.gov.rs) Phone: +381-11/2412-922 Ext. 370

Published and printed by: Statistical Office of the Republic of Serbia, Belgrade, 5, Milana Rakica St

Phone: +381-11/2412-922 (operator) • Fax:2411-260 • [www.stat.gov.rs](http://www.stat.gov.rs)

Responsible: Dr Miladin Kovačević, Director

Issued monthly