

# STATISTICAL RELEASE

# CN40

Number 149 - Year LXXI, 11.06.2021.

SERB149 CN40 110621

## Prices statistics

### Indices of producer prices of agricultural and fishing products, April 2021

Producer prices of agricultural and fishing products in April 2021, compared to the same month of 2020, were increased by 13.9% average.

Observed by main product groups, compared to the same month of the previous year, the biggest impact on the rise in prices was noted in the groups: Industrial crops (78.5%) and Cereals (35.8%).

Producer prices of agricultural and fishing products in April 2021, compared to March 2021, were increased by 2.0% average.

Observed by main product groups in April 2021, compared to the previous month, the biggest impact on the rise in prices was noted in the group Industrial crops (16.8%).

Producer prices of agricultural and fishing products in period January-April 2021, compared to same period 2020, on average increased by 8.6%.

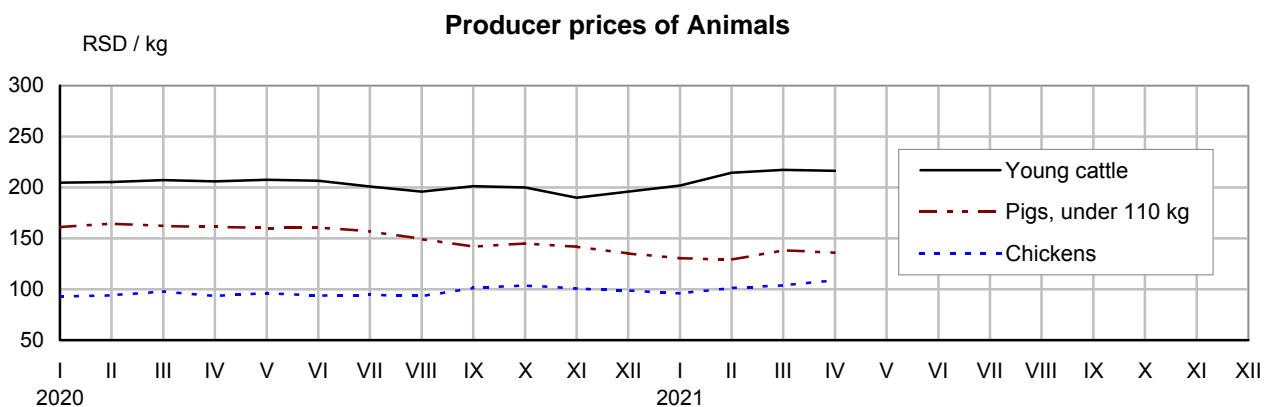
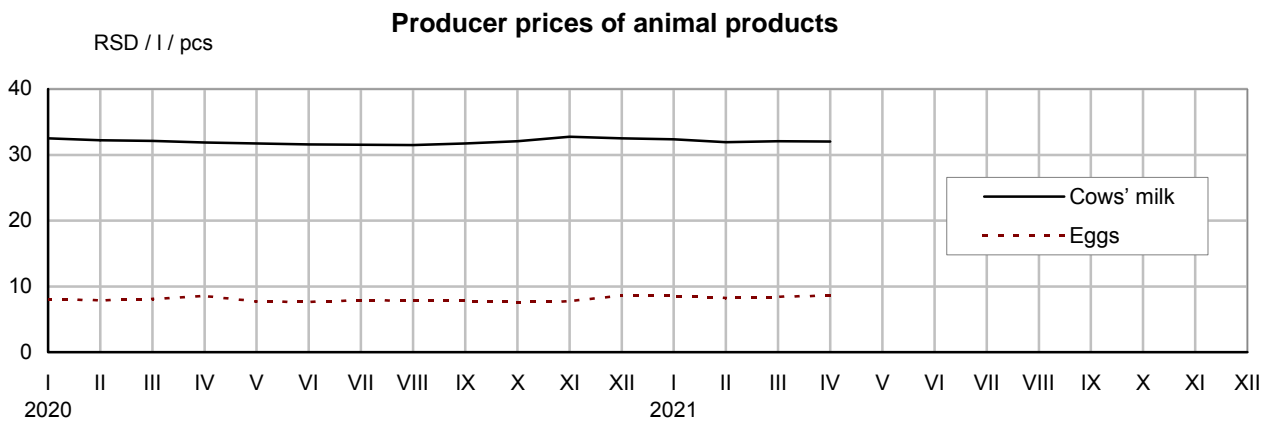
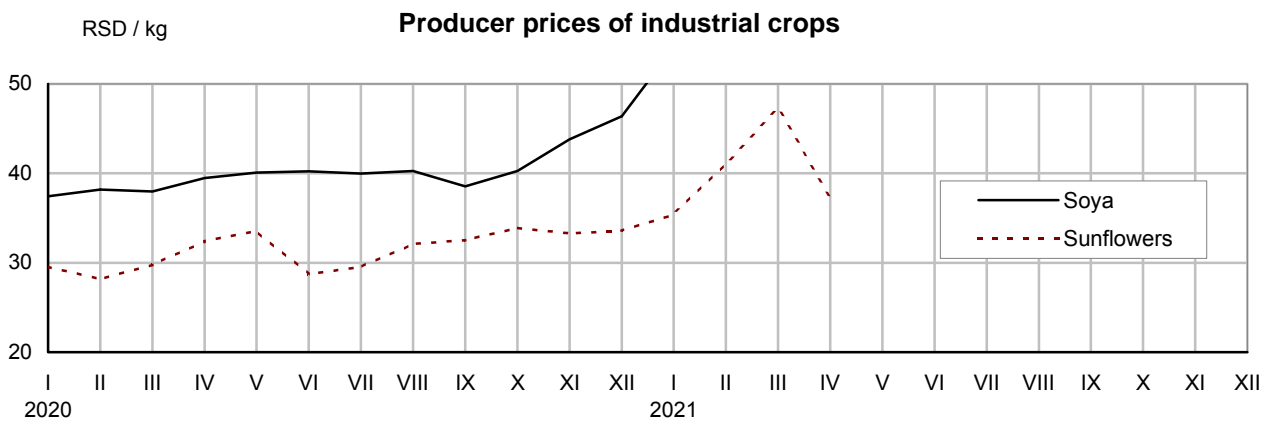
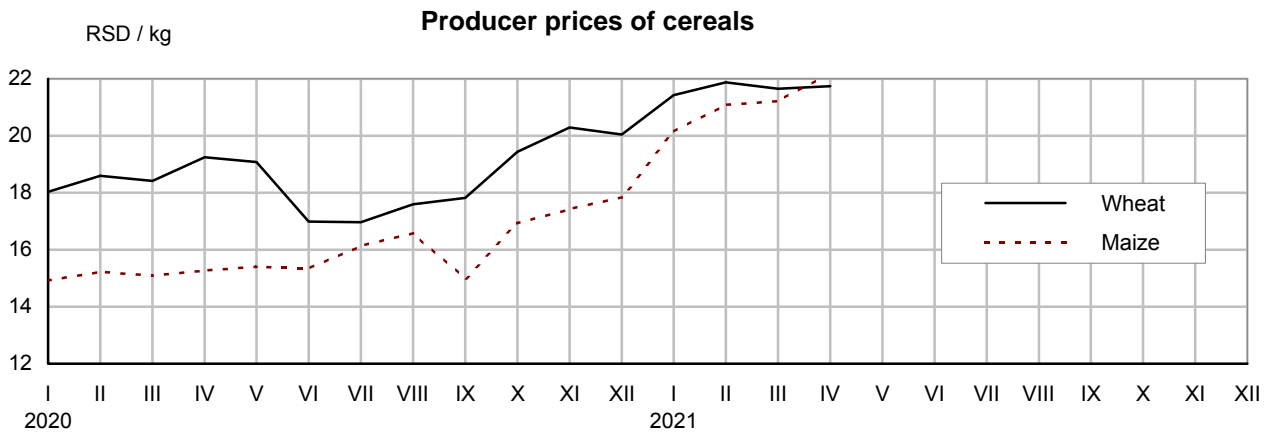
Observed by main groups of products, in period January-April 2021 compared to same period 2020, the biggest impact on the rise in prices was noted in the groups: Industrial crops (32.5%) and Cereals (23.4%).

### Indices of producers' prices of products of agriculture and fishing

 Republic of Serbia<sup>1)</sup>

	$\frac{\text{IV 2021}}{\text{IV 2020}}$	$\frac{\text{IV 2021}}{\text{III 2021}}$	$\frac{\text{IV 2021}}{\text{Ø 2020}}$	$\frac{\text{I-IV 2021}}{\text{Ø 2020}}$	$\frac{\text{I-IV 2021}}{\text{I-IV 2020}}$	$\frac{\text{IV 2021}}{\text{XII 2020}}$
<i>By sectors</i>						
<b>Agriculture and fishing</b>	<b>113.9</b>	<b>102.0</b>	<b>113.5</b>	<b>108.4</b>	<b>108.6</b>	<b>110.4</b>
Agriculture	114.2	102.1	113.8	108.6	108.9	110.6
Crop production	141.6	104.3	135.3	120.4	124.2	123.6
Fruit growing and viticulture	98.0	110.5	116.5	112.4	109.6	103.5
Livestock breeding	97.4	100.3	99.2	97.8	95.7	102.0
Processing from own production	114.0	115.8	114.4	106.4	105.4	119.3
Fishing	77.4	93.5	81.4	90.0	83.5	87.5
<i>By groups of product, total</i>						
Cereals	135.8	101.6	128.0	119.1	123.4	118.1
Wheat	111.6	98.0	116.1	118.0	116.5	106.5
Maize	146.6	104.0	136.0	128.4	138.8	124.4
Industrial crops	178.5	116.8	173.5	128.1	132.5	150.6
Potatoes	41.2	97.7	56.9	70.0	55.7	66.8
Vegetables	141.4	136.9	184.6	109.0	99.5	182.1
Fruit	98.0	110.5	116.5	112.4	109.6	103.5
Animals	93.9	100.4	97.4	94.1	90.2	104.8
Cattle	103.4	101.3	107.2	102.9	100.3	110.5
Pigs	85.8	99.3	90.0	87.3	82.2	101.2
Poultry	109.6	104.1	109.8	102.4	102.0	110.6
Animal products	101.1	100.2	101.0	101.2	101.0	99.0
Milk	100.3	100.0	99.7	100.1	99.7	98.7
Eggs	100.8	102.0	107.1	105.5	103.0	99.9

<sup>1)</sup> Starting from 1999 the Statistical Office of the Republic of Serbia has not at disposal and may not provide available certain data relative to Kosovo and Metohia and therefore these data are not included in the coverage for the Republic of Serbia (total).



### **Methodological explanations**

The aim of the survey is the calculation of average prices and indices of producer prices of agricultural and fishing products. Average prices of agricultural and fishing products are calculated based on quantities and values of purchased and sold products, obtained from the Trade Statistics and Agricultural Statistics. Starting from 2013, indices of producer prices of agricultural and fishing products shall be calculated according to the new methodology that is harmonized with the European standards.

The survey covers companies and entrepreneurs which are purchasing products of agriculture and fisheries directly from family holdings in order to sell or process purchased products, as well as legal entities that sell products of agriculture and fisheries from their own production.

Data are published about 12<sup>th</sup> of each month (the reference period m-2), in the edition Statistical Release, with the mark CN40, and they are also presented on the website of the Statistical Office of the Republic of Serbia ([www.stat.gov.rs](http://www.stat.gov.rs)).

---

Contact: [vladimir.miletic@stat.gov.rs](mailto:vladimir.miletic@stat.gov.rs) Phone: +381-11/2412-922 Ext. 370

Published and printed by: Statistical Office of the Republic of Serbia, Belgrade, 5, Milana Rakica St

Phone: +381-11/2412-922 (operator) • Fax:2411-260 • [www.stat.gov.rs](http://www.stat.gov.rs)

Responsible: Dr Miladin Kovačević, Director

Issued monthly