

STATISTICAL RELEASE

CN40

Number 280 - Year LXX, 12.10.2020.

SERB280 CN40 121020

Prices statistics

Indices of producer prices of agricultural and fishing products, August 2020

Producer prices of agricultural and fishing products in August 2020, compared to the same month of 2019, were increased by 4.1% average.

Observed by main product groups, compared to the same month of the previous year, the biggest impact on the rise in prices was noted in the groups: Industrial crops (13.3%) and Fruit (30.3%).

Producer prices of agricultural and fishing products in August 2020, compared to July 2020, were decreased by 0.9% average.

Observed by main product groups in August 2020, compared to the previous month, the biggest impact on the fall in prices was noted in the groups: Animals (-3.8%), Industrial crops (-2.1%) and Fruit (-3.8%).

Producer prices of agricultural and fishing products in period January-August 2020, compared to same period 2019, on average increased by 2.4%.

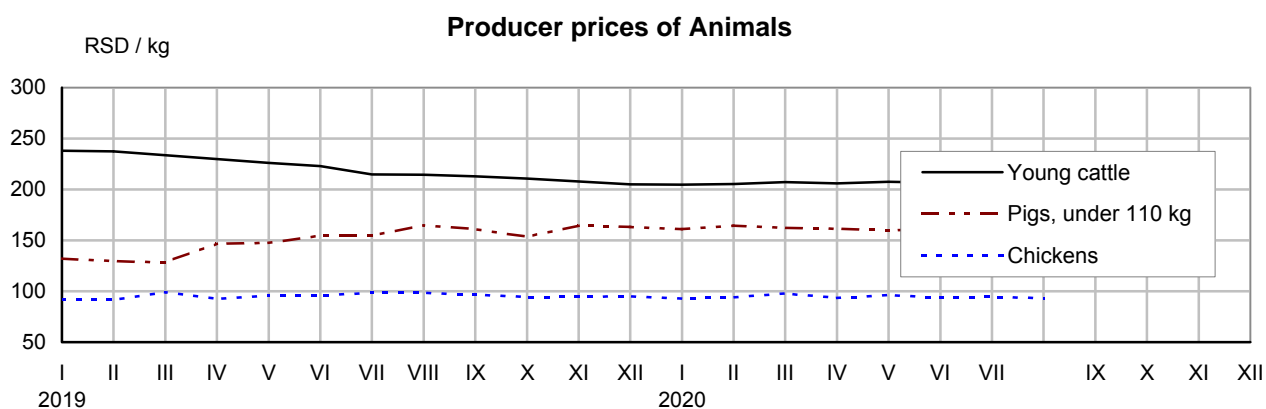
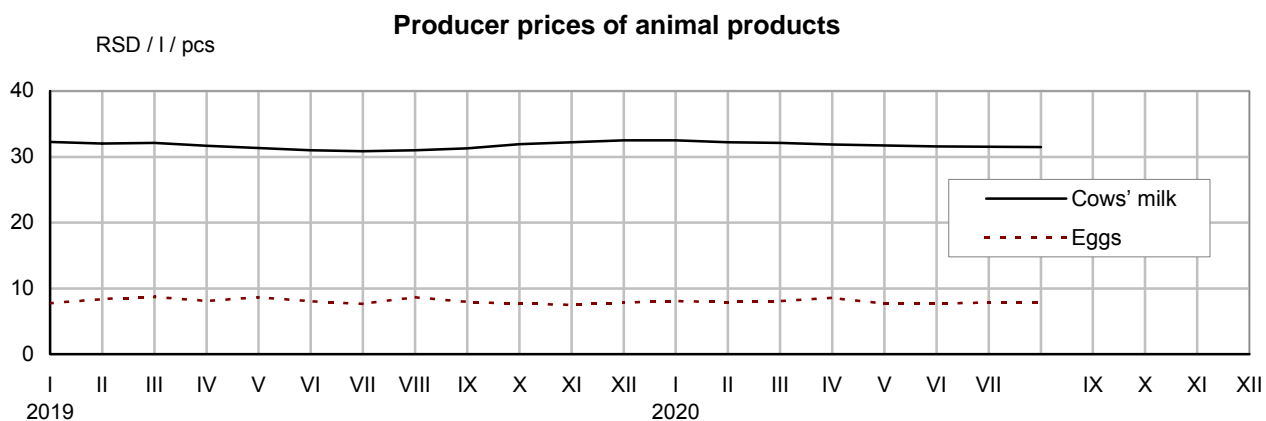
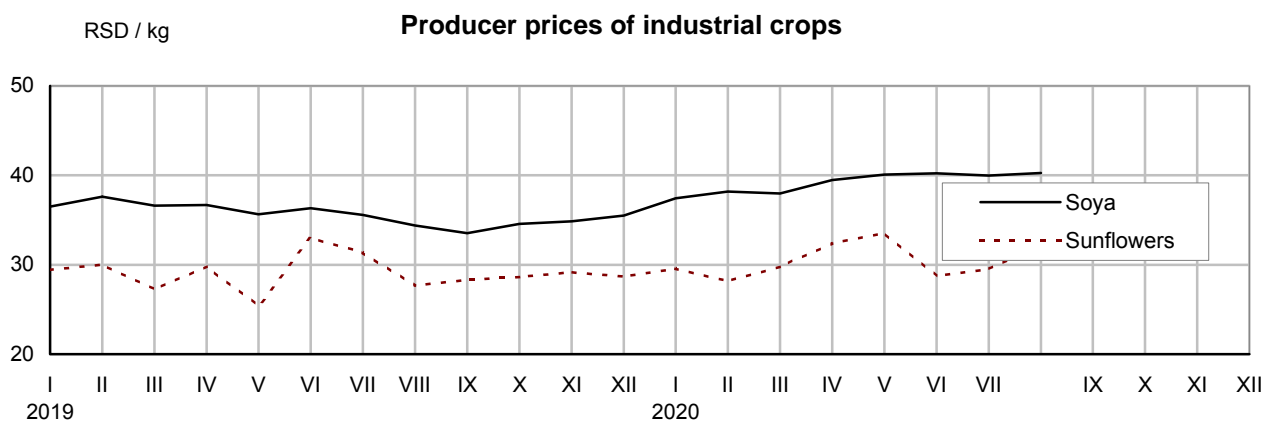
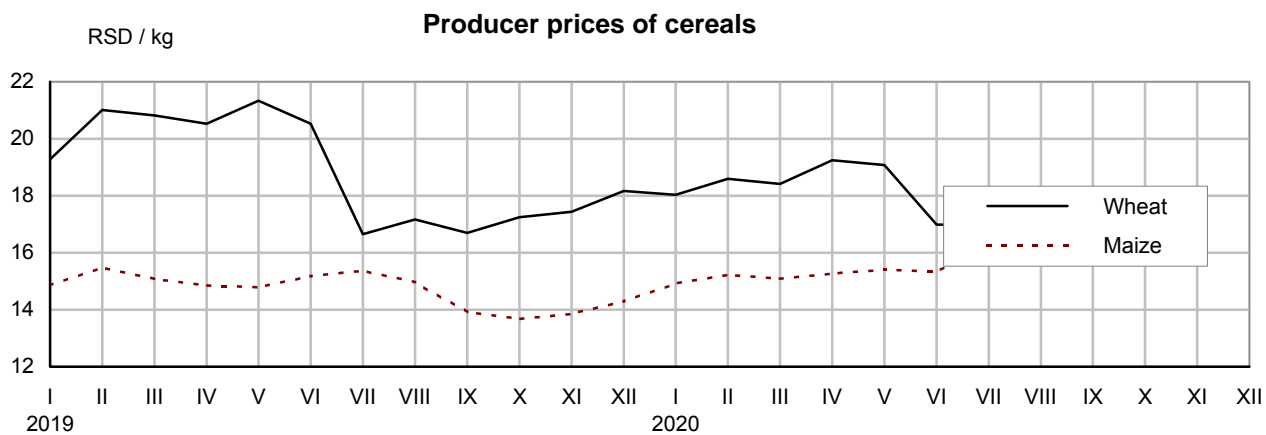
Observed by main groups of products, in period January-August 2020 compared to same period 2019, the biggest impact on the rise in prices was noted in the groups: Animals (2.6%), Industrial crops (4.7%) and Fruit (32.8%).

Indices of producers' prices of products of agriculture and fishing

 Republic of Serbia¹⁾

	$\frac{\text{VIII 2020}}{\text{VIII 2019}}$	$\frac{\text{VIII 2020}}{\text{VII 2020}}$	$\frac{\text{VIII 2020}}{\text{Ø 2019}}$	$\frac{\text{I-VIII 2020}}{\text{Ø 2019}}$	$\frac{\text{I-VIII 2020}}{\text{I-VIII 2019}}$	$\frac{\text{VIII 2020}}{\text{XII 2019}}$
<i>By sectors</i>						
Agriculture and fishing	104.1	99.1	104.5	103.3	102.4	103.6
Agriculture	104.2	99.1	104.6	103.3	102.5	103.6
Crop production	106.5	100.5	105.2	100.7	98.5	105.0
Fruit growing and viticulture	130.3	96.2	135.0	131.8	132.8	132.2
Livestock breeding	96.0	97.8	97.8	101.1	101.5	96.1
Processing from own production	106.3	101.7	105.2	100.2	100.7	104.6
Fishing	89.1	94.3	99.2	99.2	92.9	105.5
<i>By groups of product, total</i>						
Cereals	104.0	101.8	101.7	99.6	97.6	102.2
Wheat	101.6	101.4	97.8	99.1	98.0	97.7
Maize	113.3	103.8	116.9	105.2	101.0	119.3
Industrial crops	112.7	97.9	113.1	106.2	104.7	111.2
Potatoes	85.2	99.3	69.8	92.8	81.4	76.3
Vegetables	87.4	102.0	88.1	94.1	84.8	92.3
Fruit	130.3	96.2	135.0	131.8	132.8	132.2
Animals	91.9	96.2	95.8	101.7	102.6	93.4
Cattle	91.6	97.0	90.2	94.4	91.7	95.3
Pigs	91.4	95.2	99.0	106.8	109.9	91.4
Poultry	95.0	98.8	94.6	96.3	97.3	99.6
Animal products	100.8	99.6	100.0	100.6	100.6	99.1
Milk	101.2	100.1	99.5	100.9	101.2	97.4
Eggs	92.2	99.8	99.2	100.4	97.7	102.2

¹⁾ Starting from 1999 the Statistical Office of the Republic of Serbia has not at disposal and may not provide available certain data relative to Kosovo and Metohia and therefore these data are not included in the coverage for the Republic of Serbia (total).



Methodological explanations

The aim of the survey is the calculation of average prices and indices of producer prices of agricultural and fishing products. Average prices of agricultural and fishing products are calculated based on quantities and values of purchased and sold products, obtained from the Trade Statistics and Agricultural Statistics. Starting from 2013, indices of producer prices of agricultural and fishing products shall be calculated according to the new methodology that is harmonized with the European standards.

The survey covers companies and entrepreneurs which are purchasing products of agriculture and fisheries directly from family holdings in order to sell or process purchased products, as well as legal entities that sell products of agriculture and fisheries from their own production.

Data are published about 12th of each month (the reference period m-2), in the edition Statistical Release, with the mark CN40, and they are also presented on the website of the Statistical Office of the Republic of Serbia (www.stat.gov.rs).

Contact: vladimir.miletic@stat.gov.rs Phone: +381-11/2412-922 Ext. 370

Published and printed by: Statistical Office of the Republic of Serbia, Belgrade, 5, Milana Rakica St

Phone: +381-11/2412-922 (operator) • Fax:2411-260 • www.stat.gov.rs

Responsible: Dr Miladin Kovačević, Director

Issued monthly