

# STATISTICAL RELEASE

# CN40

Number 76 - Year LXX, 23.03.2020.

SERB076 CN40 230320

## Prices statistics

### Indices of producer prices of agricultural and fishing products, January 2020

Producer prices of agricultural and fishing products in January 2020, compared to the same month of 2019, were decreased by 0.6% average.

Observed by main product groups, compared to the same month of the previous year, the biggest impact on the fall in prices was noted in the groups: Cereals (-6.6%) and Vegetables (-41.5%).

Producer prices of agricultural and fishing products in January 2020, compared to December 2019, were increased by 1.2% average.

Observed by main product groups in January 2019, compared to the previous month, the biggest impact on the price increase was noted in groups: Cereals (2.7%) and Industrial crops (1.9%).

Producer prices of agricultural and fishing products in period January-December 2019, compared to same period 2018, on average increased by 2.7%.

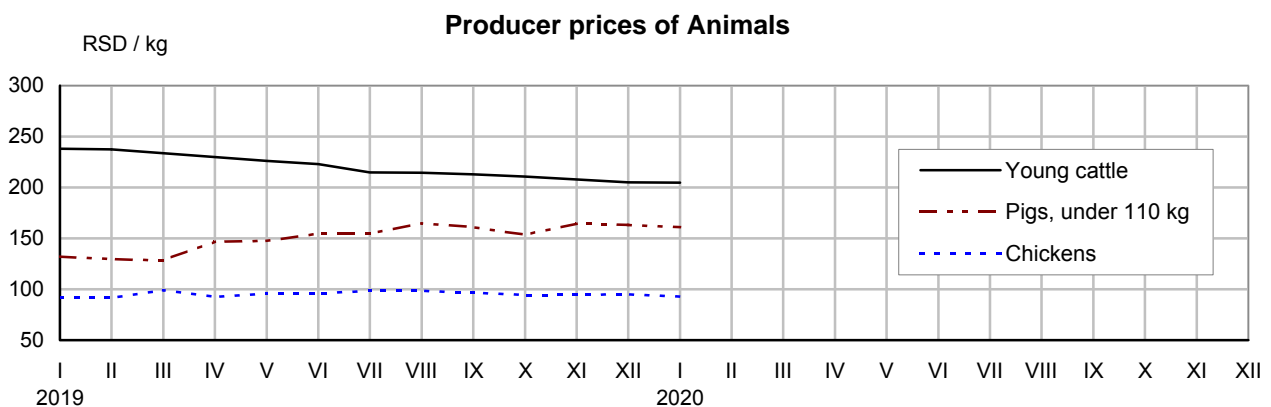
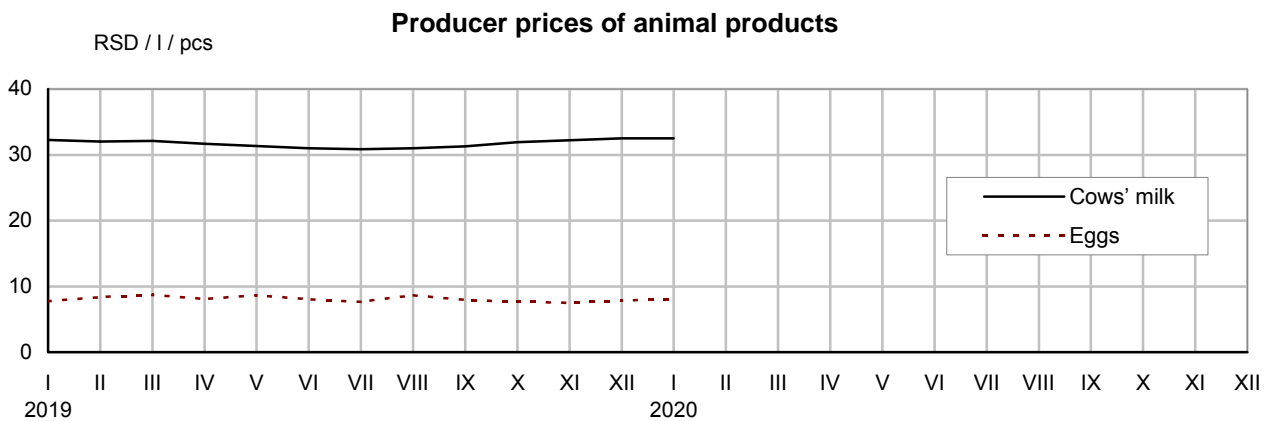
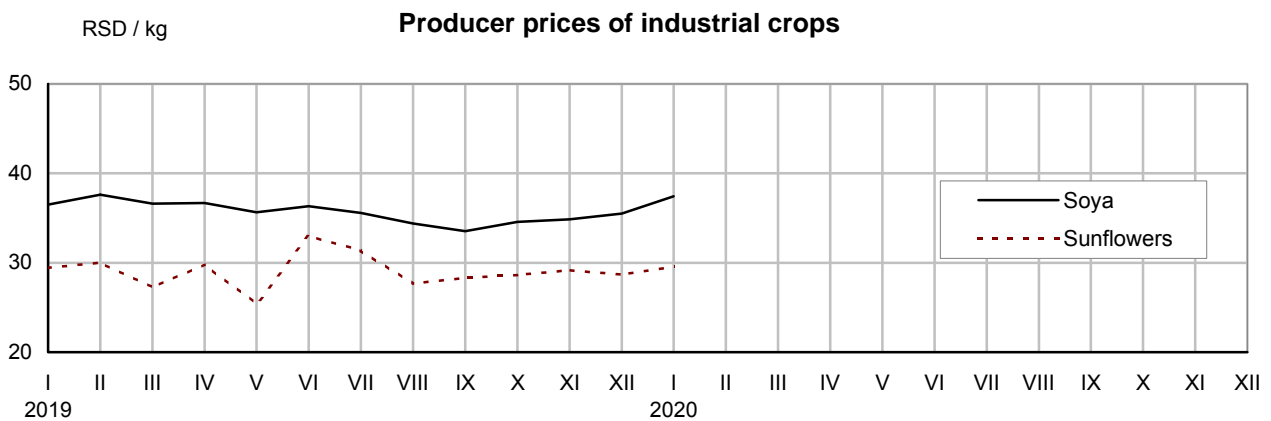
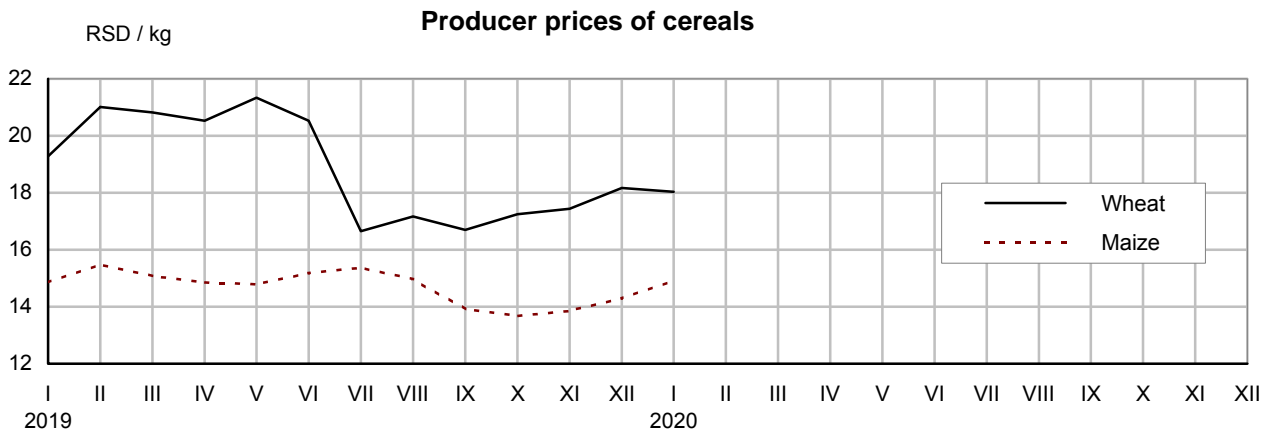
Observed by main groups of products, in period January-December 2019 compared to same period 2018, the biggest impact on the rise in prices was noted in the groups: Fruit (22.8%), Vegetables (28.0%) and Cereals (2.6%).

### Indices of producers' prices of products of agriculture and fishing

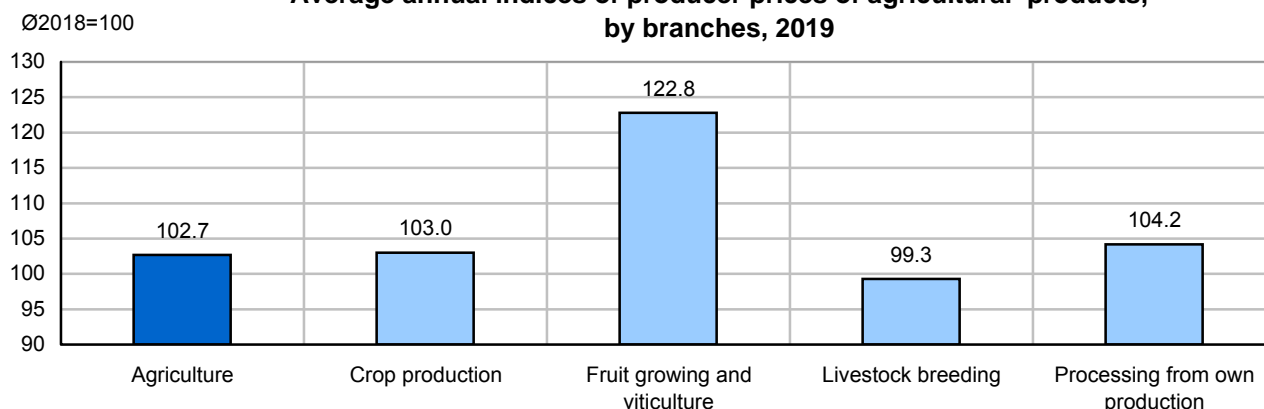
Republic of Serbia<sup>1)</sup>

	$\frac{I\ 2020}{I\ 2019}$	$\frac{I\ 2020}{XII\ 2019}$	$\frac{I\ 2020}{\emptyset\ 2019}$	$\frac{\emptyset\ 2019}{\emptyset\ 2018}$
<i>By sectors</i>				
<b>Agriculture and fishing</b>	<b>99.4</b>	<b>101.2</b>	<b>99.2</b>	<b>102.7</b>
Agriculture	99.5	101.1	99.2	102.7
Crop production	94.9	102.5	95.5	103.0
Fruit growing and viticulture	102.5	97.6	111.4	122.8
Livestock breeding	103.6	100.0	102.0	99.3
Processing from own production	99.8	96.9	99.2	104.2
Fishing	94.0	105.1	98.5	98.0
<i>By groups of product, total</i>				
Cereals	93.4	102.7	93.3	102.6
Wheat	94.6	100.0	100.1	112.5
Maize	100.4	105.2	103.0	100.4
Industrial crops	102.9	101.9	103.8	101.9
Potatoes	80.4	100.7	92.1	121.5
Vegetables	58.5	104.6	73.6	128.0
Fruit	102.5	97.6	111.4	122.8
Animals	106.9	99.7	102.3	98.0
Cattle	88.3	99.7	94.4	95.7
Pigs	120.5	99.2	107.6	100.5
Poultry	98.4	101.3	96.2	92.2
Animal products	100.8	100.3	101.7	100.5
Milk	100.5	100.0	102.2	100.1
Eggs	105.6	104.5	101.4	105.1

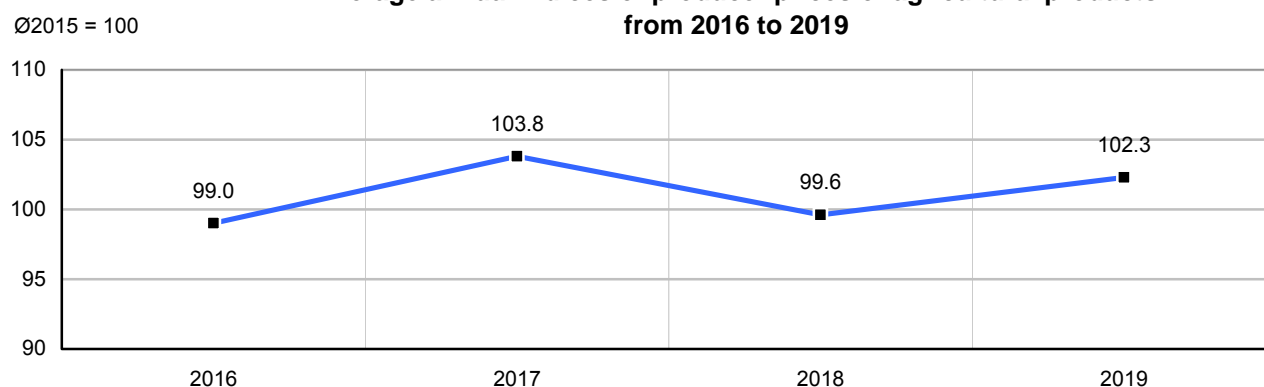
<sup>1)</sup> Starting from 1999 the Statistical Office of the Republic of Serbia has not at disposal and may not provide available certain data relative to Kosovo and Metohia and therefore these data are not included in the coverage for the Republic of Serbia (total).



### Average annual indices of producer prices of agricultural products, by branches, 2019



### Average annual indices of producer prices of agricultural products from 2016 to 2019



### Methodological explanations

The aim of the survey is the calculation of average prices and indices of producer prices of agricultural and fishing products. Average prices of agricultural and fishing products are calculated based on quantities and values of purchased and sold products, obtained from the Trade Statistics and Agricultural Statistics. Starting from 2013, indices of producer prices of agricultural and fishing products shall be calculated according to the new methodology that is harmonized with the European standards.

The survey covers companies and entrepreneurs which are purchasing products of agriculture and fisheries directly from family holdings in order to sell or process purchased products, as well as legal entities that sell products of agriculture and fisheries from their own production.

Data are published about 12<sup>th</sup> of each month (the reference period m-2), in the edition Statistical Release, with the mark CN40, and they are also presented on the website of the Statistical Office of the Republic of Serbia ([www.stat.gov.rs](http://www.stat.gov.rs)).

Contact: [vladimir.miletic@stat.gov.rs](mailto:vladimir.miletic@stat.gov.rs) Phone: +381-11/2412-922 Ext. 370

Published and printed by: Statistical Office of the Republic of Serbia, Belgrade, 5, Milana Rakica St

Phone: +381-11/2412-922 (operator) • Fax:2411-260 • [www.stat.gov.rs](http://www.stat.gov.rs)

Responsible: Dr Miladin Kovačević, Director

Issued monthly