

# STATISTICAL RELEASE

# CN40

Number 304 - Year LXIX, 12.11.2019.

SERB304 CN40 121119

## Prices statistics

### Indices of producer prices of agricultural and fishing products, September 2019

Producer prices of agricultural and fishing products in September 2019, compared to the same month of 2018, were increased by 1.0% average.

Observed by main product groups, compared to the same month of the previous year, the biggest impact on the rise in prices was noted in the group Industrial crops (2.9%).

Producer prices of agricultural and fishing products in September 2019, compared to August 2019, were decreased by 2.3% average.

Observed by main product groups in September 2019, compared to the previous month, the biggest impact on the price decrease was noted in groups: Cereals (-5.5%), Animals (-2.4%) and Fruit (-14.0%).

Producer prices of agricultural and fishing products in period January-September 2019, compared to same period 2018, on average increased by 1.2%.

Observed by main groups of products, in period January-September 2019 compared to same period 2018, the biggest impact on the rise in prices was noted in the groups: Fruit (26.8%), Vegetables (25.7%) and Potatoes (33.5%).

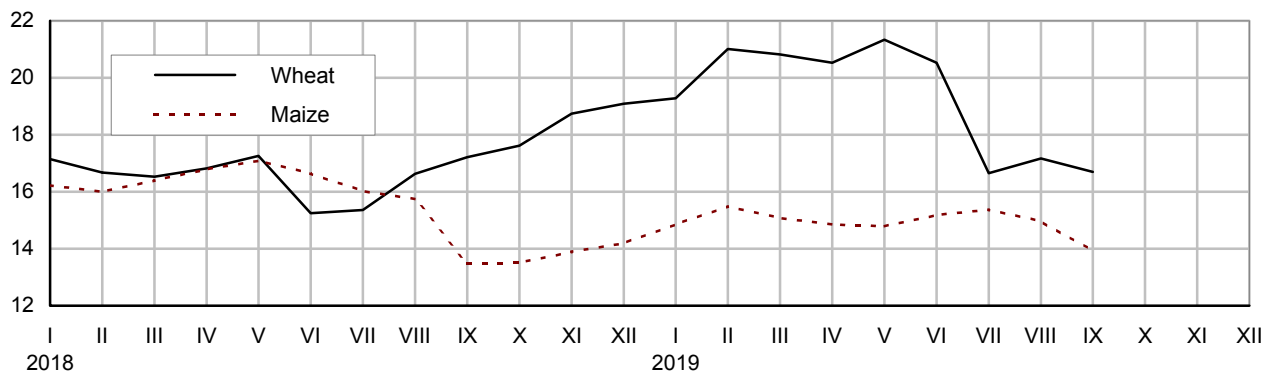
### Indices of producers' prices of products of agriculture and fishing

 Republic of Serbia<sup>1)</sup>

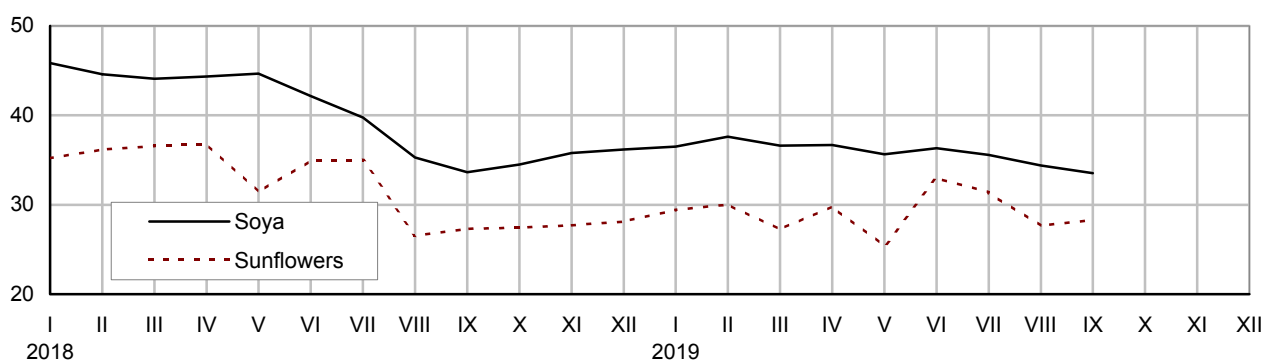
	$\frac{\text{IX 2019}}{\text{IX 2018}}$	$\frac{\text{IX 2019}}{\text{VIII 2019}}$	$\frac{\text{IX 2019}}{\text{Ø 2018}}$	$\frac{\text{I-IX 2019}}{\text{Ø 2018}}$	$\frac{\text{I-IX 2019}}{\text{I-IX 2018}}$	$\frac{\text{IX 2019}}{\text{XII 2018}}$
<i>By sectors</i>						
<b>Agriculture and fishing</b>	<b>101.0</b>	<b>97.7</b>	<b>100.4</b>	<b>103.3</b>	<b>101.2</b>	<b>100.0</b>
Agriculture	101.0	97.7	100.4	103.3	101.3	99.9
Crop production	101.2	97.8	100.9	103.8	100.2	99.3
Fruit growing and viticulture	102.0	86.0	85.6	125.7	126.8	103.2
Livestock breeding	100.1	98.6	100.8	98.8	98.3	101.4
Processing from own production	98.4	101.7	99.6	102.7	103.2	90.5
Fishing	105.1	100.9	106.0	101.2	95.5	107.9
<i>By groups of product, total</i>						
Cereals	97.1	94.5	97.8	103.6	100.4	92.9
Wheat	96.0	97.4	102.2	113.2	114.5	88.8
Maize	100.8	93.6	95.2	102.3	93.1	98.4
Industrial crops	102.9	98.9	101.9	101.6	97.7	101.3
Potatoes	85.8	92.0	85.1	129.0	133.5	75.4
Vegetables	77.2	84.7	88.1	132.1	125.7	85.1
Fruit	102.0	86.0	85.6	125.7	126.8	103.2
Animals	100.1	97.6	102.1	97.2	96.0	103.3
Cattle	85.5	97.3	89.9	96.8	97.9	89.7
Pigs	109.9	96.9	110.1	98.7	96.5	111.4
Poultry	90.0	100.2	93.7	91.2	89.8	98.1
Animal products	100.2	99.9	99.2	100.4	100.6	99.1
Milk	98.9	100.9	98.8	100.0	100.4	96.9
Eggs	103.9	92.2	103.2	106.0	104.7	104.3

<sup>1)</sup> Starting from 1999 the Statistical Office of the Republic of Serbia has not at disposal and may not provide available certain data relative to Kosovo and Metohia and therefore these data are not included in the coverage for the Republic of Serbia (total).

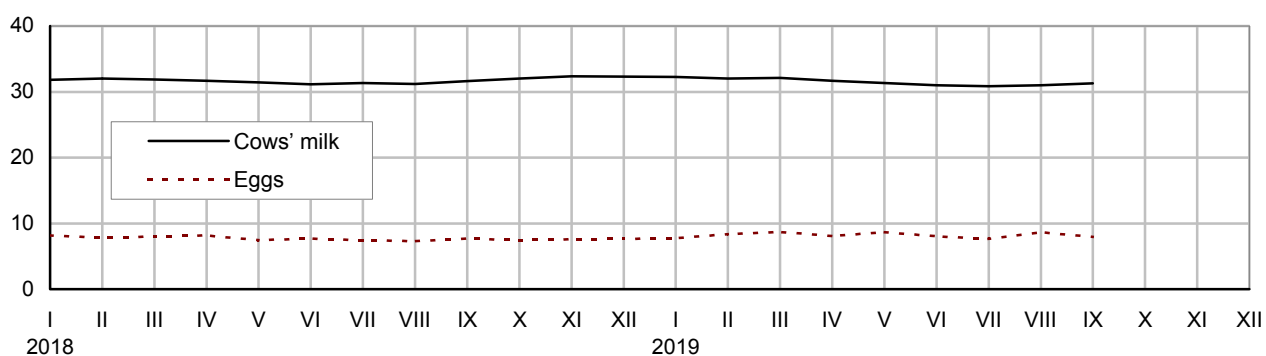
RSD / kg **Producer prices of cereals**



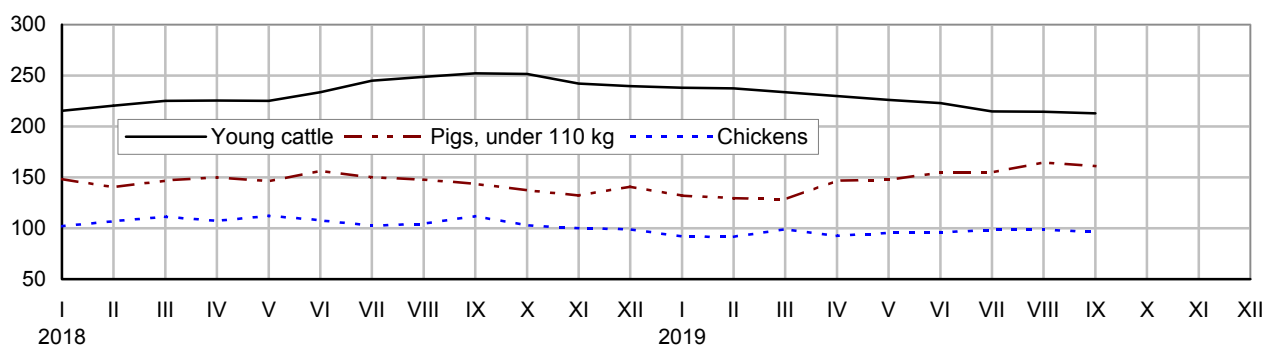
RSD / kg **Producer prices of industrial crops**



RSD / l / pcs **Producer prices of animal products**



RSD / kg **Producer prices of Animals**



### **Methodological explanations**

The aim of the survey is the calculation of average prices and indices of producer prices of agricultural and fishing products. Average prices of agricultural and fishing products are calculated based on quantities and values of purchased and sold products, obtained from the Trade Statistics and Agricultural Statistics. Starting from 2013, indices of producer prices of agricultural and fishing products shall be calculated according to the new methodology that is harmonized with the European standards.

The survey covers companies and entrepreneurs which are purchasing products of agriculture and fisheries directly from family holdings in order to sell or process purchased products, as well as legal entities that sell products of agriculture and fisheries from their own production.

Data are published about 12<sup>th</sup> of each month (the reference period m-2), in the edition Statistical Release, with the mark CN40, and they are also presented on the website of the Statistical Office of the Republic of Serbia ([www.stat.gov.rs](http://www.stat.gov.rs)).

---

Contact: [vladimir.miletic@stat.gov.rs](mailto:vladimir.miletic@stat.gov.rs) Phone: +381-11/2412-922 Ext. 370

Published and printed by: Statistical Office of the Republic of Serbia, Belgrade, 5, Milana Rakica St

Phone: +381-11/2412-922 (operator) • Fax:2411-260 • [www.stat.gov.rs](http://www.stat.gov.rs)

Responsible: Dr Miladin Kovačević, Director

Issued monthly