

STATISTICAL RELEASE

NR21

Number 308 - Year LXVII, 20.11.2018

National Accounts Statistics

SERB308 NR21 201118

Investments in fixed assets, 2017

- Results of the survey "Annual survey on investments in fixed assets" -

The data presented in this statistical release are the result of "Annual survey on investments in fixed assets" (INV-01). The reporting units exclusively refer to **legal entities** that are direct investors (excluded are investments of unincorporated enterprises and physical persons).

The main aim of the survey is informing on investments activity, i.e. purchase and construction of fixed assets in the country. The survey also presents one of data sources for GDP calculation by expenditure approach. For the needs of investments' calculation as aggregate of GDP expenditure (i.e. gross investments in fixed assets), as well as for creation of capital account, additional calculations are performed (intellectual property, production for household final consumption, military systems and other categories of fixed assets not covered by this survey).

Total fixed assets can be new and used¹⁾. Realized investments in **total fixed assets** in the Republic of Serbia in 2017 increased by 13.7% relative to the previous year, while realized investments in **new fixed assets** increased by 13.7% in 2017, compared to the previous year.

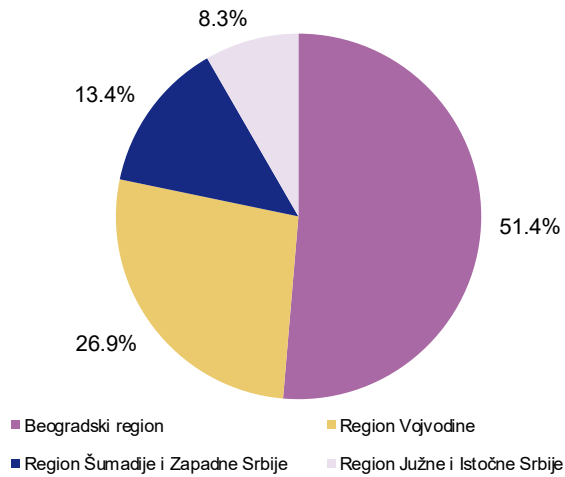
Observed by regions, 51.4% of total investments were realized in Beogradski region, 26.9% in Region Vojvodine, 13.4% in Region Šumadije i Zapadne Srbije and 8.3% in Region Južne i Istočne Srbije.

Observed by activities, the greatest share of total realized investments in fixed assets in the Republic of Serbia was noted as follows: section of manufacturing (23.2%), section of public administration and defence; compulsory social security (15.3%), section of electricity, gas, steam and air conditioning supply (10%), section of wholesale and retail trade; repair of motor vehicles and motorcycles (9.4%), and section of transportation and storage (7.6%).

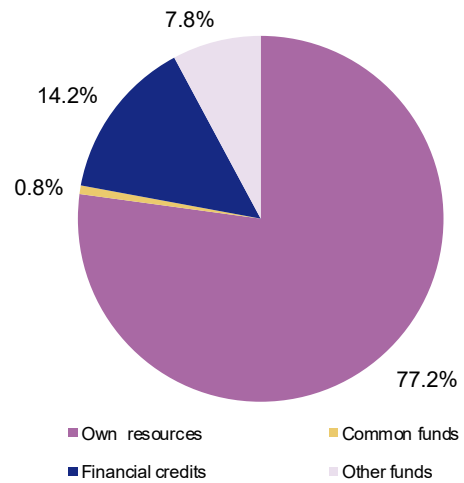
The greatest share in total payments for investments in fixed assets related to payments from own resources – 77.2%.

¹⁾ Investments that are the aggregate of GDP usage, besides the new fixed assets, involve also second- hand fixed assets purchased from abroad as they contribute to increased total capital goods in the country. Transactions within the country (purchase and sale of second - hand fixed assets) are mutually annulled except in the section referring to ownership transfer costs.

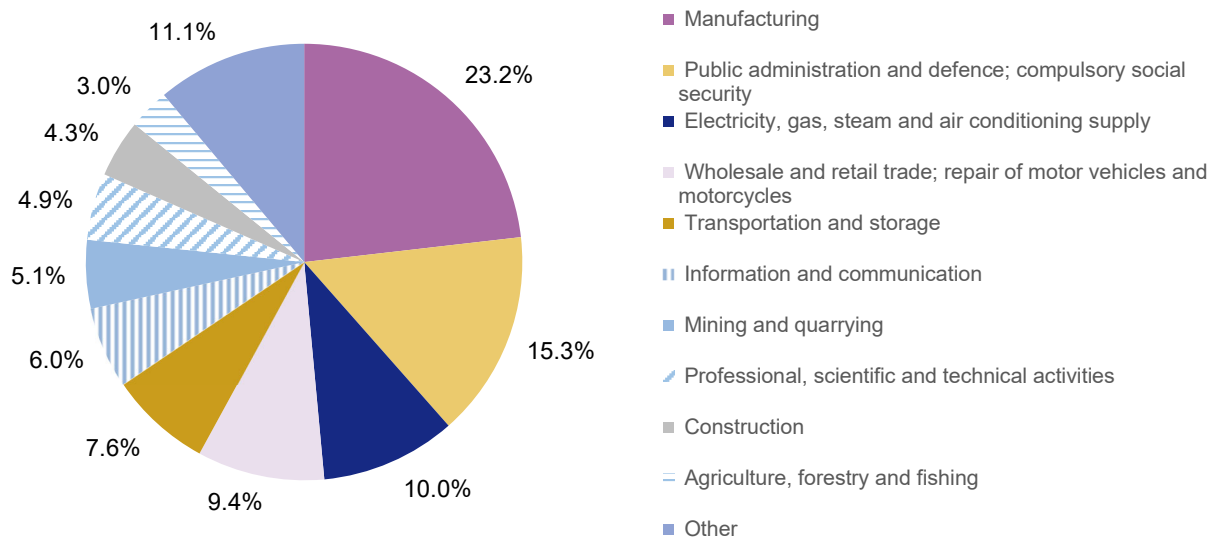
Realized investments in total fixed assets in the Republic of Serbia, by regions, 2017



Payments for investments in total fixed assets in the Republic of Serbia, by sources of financing, 2017



Realized investments in total fixed assets in the Republic of Serbia, by CA sections, 2017



1. Realized investments in fixed assets

Republic of Serbia

| | Value in mill. RSD | | Index 2017/2016 |
|---|--------------------|-----------|--------------------|
| | 2016 | 2017 | |
| Realized investments in total fixed assets | 601619, 8 | 684290, 7 | 113,7 |
| Of which: | | | |
| Realized investments in new fixed assets | 533604, 9 | 606751, 1 | 113,7 |

2. Realized investments in total fixed assets, by technical structure, investor's activity and head office, 2017

mill. RSD

| | Republic of Serbia | | | | | |
|---|--------------------|-------------------|------------------|----------------------------------|-------------------------------|-----|
| | Total | Srbija – sever | | Srbija – jug | | |
| | | Beogradski region | Region Vojvodine | Region Šumadije i Zapadne Srbije | Region Južne i Istočne Srbije | |
| TOTAL | 684290,7 | 351469,4 | 184045,9 | 91674,1 | 57101,3 | ... |
| Construction works | 296282,2 | 162770,9 | 79655,6 | 33715,4 | 20140,2 | ... |
| Equipment | 327975,8 | 154301,8 | 87186,4 | 53429,4 | 33058,2 | ... |
| Other | 60032,7 | 34396,6 | 17203,9 | 4529,2 | 3903,0 | ... |
| Agriculture, forestry and fishing | 20702,0 | 3209,1 | 15532,3 | 671,4 | 1289,2 | ... |
| Construction works | 5080,8 | 942,1 | 3439,7 | 383,8 | 315,3 | ... |
| Equipment | 10211,7 | 1209,6 | 8057,8 | 241,1 | 703,2 | ... |
| Other | 5409,5 | 1057,4 | 4034,8 | 46,5 | 270,8 | ... |
| Mining and quarrying | 34660,3 | 1267,5 | 26970,9 | 2476,8 | 3945,1 | ... |
| Construction works | 18098,6 | 12,0 | 16507,7 | 1091,3 | 487,6 | ... |
| Equipment | 14210,8 | 1089,4 | 8401,6 | 1344,3 | 3375,5 | ... |
| Other | 2351,0 | 166,1 | 2061,7 | 41,3 | 81,9 | ... |
| Manufacturing | 158669,9 | 28733,5 | 59304,9 | 44114,0 | 26517,5 | ... |
| Construction works | 46167,5 | 9134,7 | 19518,3 | 10680,2 | 6834,4 | ... |
| Equipment | 107157,7 | 18546,4 | 37997,2 | 31467,2 | 19146,9 | ... |
| Other | 5344,6 | 1052,3 | 1789,4 | 1966,6 | 536,3 | ... |
| Electricity, gas, steam and air conditioning supply | 68647,1 | 52968,6 | 13998,5 | 1218,1 | 462,0 | ... |
| Construction works | 22378,8 | 9983,3 | 11541,8 | 634,6 | 218,9 | ... |
| Equipment | 40030,6 | 36861,6 | 2353,7 | 577,0 | 238,2 | ... |
| Other | 6237,7 | 6123,6 | 102,9 | 6,5 | 4,8 | ... |
| Water supply, sewerage, waste management and remediation activities | 14157,9 | 4611,6 | 3432,8 | 4342,5 | 1770,9 | ... |
| Construction works | 6098,0 | 1316,7 | 1777,3 | 2082,5 | 921,5 | ... |
| Equipment | 7776,9 | 3222,6 | 1588,7 | 2135,0 | 830,6 | ... |
| Other | 283,0 | 72,3 | 66,9 | 125,1 | 18,7 | ... |
| Construction | 29397,6 | 17989,8 | 3942,2 | 5612,3 | 1853,4 | ... |
| Construction works | 13128,5 | 9409,5 | 791,9 | 2602,9 | 324,1 | ... |
| Equipment | 13215,9 | 6261,0 | 3032,0 | 2546,2 | 1376,8 | ... |
| Other | 3053,2 | 2319,3 | 118,3 | 463,1 | 152,5 | ... |
| Wholesale and retail trade; repair of motor vehicles and motorcycles | 64625,0 | 24417,0 | 25743,3 | 10271,0 | 4193,8 | ... |
| Construction works | 24541,0 | 6340,1 | 11177,3 | 4918,6 | 2105,0 | ... |
| Equipment | 32397,1 | 15932,5 | 9612,2 | 4932,4 | 1920,1 | ... |
| Other | 7686,9 | 2144,4 | 4953,7 | 420,1 | 168,7 | ... |
| Transportation and storage | 51876,1 | 35214,6 | 8220,5 | 5834,9 | 2606,1 | ... |
| Construction works | 21370,0 | 18877,7 | 1868,0 | 496,3 | 128,0 | ... |
| Equipment | 28652,1 | 14916,2 | 6120,4 | 5185,1 | 2430,4 | ... |
| Other | 1853,9 | 1420,7 | 232,1 | 153,5 | 47,7 | ... |
| Accommodation and food service activities | 6307,2 | 3992,4 | 856,9 | 1182,7 | 275,2 | ... |
| Construction works | 2907,2 | 1807,1 | 91,3 | 876,3 | 132,5 | ... |
| Equipment | 3005,6 | 1871,7 | 745,4 | 248,5 | 139,9 | ... |
| Other | 394,4 | 313,6 | 20,2 | 57,9 | 2,7 | ... |

2. Realized investments in total fixed assets, by technical structure, investor's activity and head office, 2017 (continued)

mill. RSD

| | Republic of Serbia | | | | | |
|--|--------------------|-------------------|------------------|----------------------------------|-------------------------------|-----|
| | Total | Srbija – sever | | Srbija – jug | | |
| | | Beogradski region | Region Vojvodine | Region Šumadije i Zapadne Srbije | Region Južne i Istočne Srbije | |
| Information and communication | 41362,7 | 37004,0 | 3162,1 | 274,5 | 922,1 | ... |
| Construction works | 7022,9 | 6404,1 | 415,9 | 23,5 | 179,5 | ... |
| Equipment | 24507,2 | 22294,4 | 1235,5 | 246,6 | 730,6 | ... |
| Other | 9832,6 | 8305,5 | 1510,7 | 4,3 | 12,1 | ... |
| Financial and insurance activities | 16508,0 | 14359,1 | 1671,3 | 444,6 | 33,0 | ... |
| Construction works | 5996,0 | 5512,9 | 401,5 | 60,7 | 20,9 | ... |
| Equipment | 6436,0 | 5365,2 | 811,0 | 250,4 | 9,4 | ... |
| Other | 4076,0 | 3480,9 | 458,8 | 133,5 | 2,8 | ... |
| Real estate activities | 3886,6 | 2126,5 | 1436,7 | 285,5 | 37,9 | ... |
| Construction works | 2509,7 | 1593,3 | 673,2 | 209,9 | 33,4 | ... |
| Equipment | 1228,8 | 526,4 | 652,5 | 45,4 | 4,5 | ... |
| Other | 148,0 | 6,9 | 111,0 | 30,1 | 0,0 | ... |
| Professional, scientific and technical activities | 33857,4 | 30700,8 | 1884,4 | 743,9 | 528,3 | ... |
| Construction works | 27231,0 | 25841,7 | 581,6 | 495,6 | 312,0 | ... |
| Equipment | 5809,4 | 4190,7 | 1205,1 | 211,5 | 202,0 | ... |
| Other | 817,1 | 668,3 | 97,7 | 36,8 | 14,4 | ... |
| Administrative and support service activities | 9905,5 | 7413,6 | 1490,9 | 813,7 | 187,3 | ... |
| Construction works | 1442,0 | 615,1 | 677,0 | 79,2 | 70,7 | ... |
| Equipment | 8188,2 | 6680,1 | 660,8 | 730,8 | 116,5 | ... |
| Other | 275,3 | 118,3 | 153,1 | 3,7 | 0,2 | ... |
| Public administration and defence; compulsory social security | 104763,4 | 77507,5 | 10108,4 | 8838,2 | 8309,2 | ... |
| Construction works | 81478,3 | 61028,1 | 8017,0 | 7118,7 | 5314,5 | ... |
| Equipment | 12512,6 | 10392,9 | 954,7 | 724,1 | 440,9 | ... |
| Other | 10772,5 | 6086,5 | 1136,7 | 995,4 | 2553,9 | ... |
| Education | 8172,3 | 2520,1 | 2336,4 | 2001,4 | 1314,4 | ... |
| Construction works | 4647,7 | 1241,8 | 1292,8 | 1404,5 | 708,6 | ... |
| Equipment | 3377,3 | 1172,7 | 1020,2 | 584,6 | 599,8 | ... |
| Other | 147,3 | 105,6 | 23,4 | 12,3 | 6,0 | ... |
| Human health and social work activities | 9211,2 | 2789,7 | 2438,8 | 1442,0 | 2540,7 | ... |
| Construction works | 3458,2 | 628,2 | 554,4 | 361,1 | 1914,5 | ... |
| Equipment | 5635,8 | 2116,8 | 1827,1 | 1069,4 | 622,6 | ... |
| Other | 117,2 | 44,7 | 57,3 | 11,6 | 3,6 | ... |
| Arts, entertainment and recreation | 5886,4 | 3655,3 | 983,1 | 981,5 | 266,5 | ... |
| Construction works | 2045,5 | 1697,4 | 115,4 | 115,1 | 117,5 | ... |
| Equipment | 2777,9 | 1179,8 | 629,1 | 845,5 | 123,4 | ... |
| Other | 1063,0 | 778,0 | 238,5 | 20,9 | 25,6 | ... |
| Other service activities | 1694,1 | 988,9 | 531,6 | 125,0 | 48,6 | ... |
| Construction works | 680,5 | 385,1 | 213,5 | 80,7 | 1,3 | ... |
| Equipment | 844,2 | 471,8 | 281,4 | 44,2 | 46,8 | ... |
| Other | 169,4 | 132,0 | 36,7 | 0,2 | 0,5 | ... |

3. Realized investments in new fixed assets, by technical structure, investor's activity and head office, 2017

mill. RSD

| | Republic of Serbia | | | | | |
|---|--------------------|-------------------|------------------|----------------------------------|-------------------------------|--------------------------|
| | Total | Srbija – sever | | Srbija – jug | | |
| | | Beogradski region | Region Vojvodine | Region Šumadije i Zapadne Srbije | Region Južne i Istočne Srbije | Region Kosovo i Metohija |
| TOTAL | 606751,1 | 323130,4 | 155095,4 | 78571,9 | 49953,4 | ... |
| Construction works | 267093,5 | 149624,0 | 71861,3 | 28923,3 | 16684,9 | ... |
| Equipment | 300564,8 | 147269,2 | 75273,5 | 47755,3 | 30266,8 | ... |
| Other | 39092,8 | 26237,2 | 7960,6 | 1893,3 | 3001,7 | ... |
| Agriculture, forestry and fishing | 15763,0 | 2860,1 | 11400,1 | 461,5 | 1041,3 | ... |
| Construction works | 4294,8 | 646,6 | 3078,8 | 307,2 | 262,0 | ... |
| Equipment | 8613,8 | 1170,4 | 6668,5 | 151,5 | 623,4 | ... |
| Other | 2854,4 | 1043,0 | 1652,7 | 2,8 | 155,9 | ... |
| Mining and quarrying | 33375,4 | 777,3 | 26712,5 | 2190,9 | 3694,6 | ... |
| Construction works | 18063,9 | 12,0 | 16495,1 | 1091,3 | 465,5 | ... |
| Equipment | 13276,7 | 753,2 | 8272,2 | 1083,2 | 3168,1 | ... |
| Other | 2034,8 | 12,2 | 1945,1 | 16,4 | 61,0 | ... |
| Manufacturing | 133242,9 | 22755,1 | 47705,7 | 39517,5 | 23264,6 | ... |
| Construction works | 32531,7 | 4494,6 | 14316,3 | 8626,0 | 5094,7 | ... |
| Equipment | 97993,9 | 17875,5 | 32281,1 | 29967,5 | 17869,8 | ... |
| Other | 2717,3 | 385,0 | 1108,3 | 924,0 | 300,1 | ... |
| Electricity, gas, steam and air conditioning supply | 65635,4 | 50032,9 | 13983,0 | 1163,8 | 455,7 | ... |
| Construction works | 22322,5 | 9983,3 | 11527,4 | 592,9 | 218,9 | ... |
| Equipment | 40016,1 | 36861,3 | 2352,7 | 565,8 | 236,2 | ... |
| Other | 3296,8 | 3188,3 | 102,9 | 5,1 | 0,6 | ... |
| Water supply, sewerage, waste management and remediation activities | 13147,1 | 4284,1 | 3052,8 | 4103,7 | 1706,4 | ... |
| Construction works | 5701,6 | 1064,4 | 1640,9 | 2074,8 | 921,5 | ... |
| Equipment | 7288,0 | 3150,4 | 1369,4 | 2001,7 | 766,5 | ... |
| Other | 157,4 | 69,3 | 42,6 | 27,3 | 18,3 | ... |
| Construction | 23173,7 | 14668,0 | 3277,5 | 3934,6 | 1293,5 | ... |
| Construction works | 12330,7 | 9341,9 | 703,3 | 2019,8 | 265,7 | ... |
| Equipment | 10769,0 | 5292,2 | 2549,2 | 1912,0 | 1015,6 | ... |
| Other | 74,0 | 34,0 | 25,0 | 2,8 | 12,2 | ... |
| Wholesale and retail trade; repair of motor vehicles and motorcycles | 50713,5 | 20801,1 | 18816,1 | 8163,6 | 2932,7 | ... |
| Construction works | 19824,8 | 4589,7 | 9977,1 | 4075,3 | 1182,7 | ... |
| Equipment | 28547,8 | 14420,3 | 8504,8 | 3930,2 | 1692,5 | ... |
| Other | 2340,9 | 1791,1 | 334,2 | 158,0 | 57,5 | ... |
| Transportation and storage | 45404,7 | 33910,7 | 5728,4 | 3717,7 | 2047,9 | ... |
| Construction works | 20727,9 | 18606,5 | 1697,4 | 339,7 | 84,3 | ... |
| Equipment | 23434,2 | 14142,2 | 3972,6 | 3367,9 | 1951,5 | ... |
| Other | 1242,6 | 1162,0 | 58,3 | 10,1 | 12,2 | ... |
| Accommodation and food service activities | 5462,9 | 3556,3 | 835,6 | 795,8 | 275,2 | ... |
| Construction works | 2464,9 | 1714,7 | 91,3 | 526,3 | 132,5 | ... |
| Equipment | 2924,5 | 1814,1 | 728,6 | 241,9 | 139,9 | ... |
| Other | 73,6 | 27,5 | 15,7 | 27,7 | 2,7 | ... |

3. Realized investments in new fixed assets, by technical structure, investor's activity and head office, 2017 (continued)

mill. RSD

| | Republic of Serbia | | | | | |
|--|--------------------|-------------------|------------------|----------------------------------|-------------------------------|-----|
| | Total | Srbija – sever | | Srbija – jug | | |
| | | Beogradski region | Region Vojvodine | Region Šumadije i Zapadne Srbije | Region Južne i Istočne Srbije | |
| Information and communication | 40745,1 | 36697,0 | 2892,4 | 245,9 | 909,8 | ... |
| Construction works | 6974,4 | 6404,1 | 367,4 | 23,5 | 179,5 | ... |
| Equipment | 24246,0 | 22291,0 | 1016,9 | 219,7 | 718,3 | ... |
| Other | 9524,7 | 8001,9 | 1508,1 | 2,6 | 12,1 | ... |
| Financial and insurance activities | 9651,4 | 7568,6 | 1616,5 | 433,3 | 33,0 | ... |
| Construction works | 1295,1 | 820,9 | 392,7 | 60,7 | 20,9 | ... |
| Equipment | 4346,5 | 3299,5 | 798,4 | 239,2 | 9,3 | ... |
| Other | 4009,8 | 3448,2 | 425,4 | 133,5 | 2,8 | ... |
| Real estate activities | 3287,1 | 2094,7 | 902,4 | 255,5 | 34,5 | ... |
| Construction works | 2302,3 | 1576,8 | 482,3 | 209,9 | 33,4 | ... |
| Equipment | 979,1 | 515,0 | 417,6 | 45,4 | 1,1 | ... |
| Other | 5,6 | 2,9 | 2,5 | 0,3 | 0,0 | ... |
| Professional, scientific and technical activities | 32337,4 | 29830,7 | 1798,7 | 284,5 | 423,5 | ... |
| Construction works | 26331,5 | 25455,9 | 543,3 | 104,7 | 227,6 | ... |
| Equipment | 5368,9 | 3882,9 | 1161,6 | 143,0 | 181,5 | ... |
| Other | 636,9 | 491,9 | 93,9 | 36,8 | 14,4 | ... |
| Administrative and support service activities | 9360,5 | 7153,8 | 1244,9 | 779,6 | 182,3 | ... |
| Construction works | 1298,8 | 480,8 | 668,1 | 79,2 | 70,7 | ... |
| Equipment | 7945,5 | 6569,2 | 564,7 | 700,1 | 111,5 | ... |
| Other | 116,2 | 103,7 | 12,1 | 0,2 | 0,2 | ... |
| Public administration and defence; compulsory social security | 101425,5 | 76798,7 | 8973,0 | 8097,2 | 7556,6 | ... |
| Construction works | 80352,6 | 60930,0 | 7738,4 | 6875,5 | 4808,7 | ... |
| Equipment | 12461,5 | 10367,3 | 945,9 | 717,3 | 430,9 | ... |
| Other | 8611,5 | 5501,4 | 288,7 | 504,4 | 2317,0 | ... |
| Education | 7789,6 | 2279,1 | 2279,8 | 1946,9 | 1283,9 | ... |
| Construction works | 4401,5 | 1016,7 | 1279,7 | 1400,3 | 704,8 | ... |
| Equipment | 3243,0 | 1156,7 | 977,0 | 535,4 | 574,0 | ... |
| Other | 145,1 | 105,6 | 23,1 | 11,3 | 5,1 | ... |
| Human health and social work activities | 9004,2 | 2694,3 | 2402,6 | 1394,5 | 2512,8 | ... |
| Construction works | 3351,0 | 578,1 | 550,1 | 323,1 | 1899,6 | ... |
| Equipment | 5548,1 | 2074,5 | 1804,2 | 1059,9 | 609,5 | ... |
| Other | 105,2 | 41,7 | 48,3 | 11,6 | 3,6 | ... |
| Arts, entertainment and recreation | 5849,9 | 3644,5 | 971,4 | 975,2 | 258,7 | ... |
| Construction works | 2034,8 | 1697,4 | 113,8 | 113,1 | 110,5 | ... |
| Equipment | 2754,6 | 1169,1 | 619,2 | 843,8 | 122,6 | ... |
| Other | 1060,4 | 778,0 | 238,5 | 18,3 | 25,6 | ... |
| Other service activities | 1381,8 | 723,4 | 502,0 | 110,1 | 46,3 | ... |
| Construction works | 488,7 | 209,4 | 198,0 | 80,0 | 1,3 | ... |
| Equipment | 807,5 | 464,4 | 268,7 | 29,9 | 44,5 | ... |
| Other | 85,6 | 49,6 | 35,3 | 0,2 | 0,5 | ... |

4. Payments for investments in total fixed assets, by sources of financing, 2017

Republic of Serbia

mill. RSD

| | Total | Payments for investments in fixed assets from: | | | |
|--|-----------------|--|---------------|-------------------|----------------|
| | | Own resources | Common funds | Financial credits | Other funds |
| TOTAL | 651897,7 | 503000,7 | 4955,3 | 92804,8 | 51137,0 |
| Agriculture, forestry and fishing | 19029,0 | 14031,0 | 0,0 | 4215,0 | 783,0 |
| Mining and quarrying | 35198,7 | 34830,0 | 88,6 | 66,7 | 213,5 |
| Manufacturing | 146914,1 | 120315,8 | 1744,1 | 23492,7 | 1361,6 |
| Electricity, gas, steam and air conditioning supply | 60622,5 | 49229,7 | 0,0 | 11180,6 | 212,3 |
| Water supply; sewerage, waste management and remediation activities | 12057,6 | 8285,3 | 821,9 | 1420,1 | 1530,3 |
| Construction | 28247,6 | 19414,1 | 52,1 | 5923,4 | 2858,0 |
| Wholesale and retail trade; repair of motor vehicles and motorcycles | 62707,9 | 56806,5 | 71,6 | 5353,7 | 476,1 |
| Transportation and storage | 51677,8 | 27797,9 | 178,1 | 17625,3 | 6076,5 |
| Accommodation and food service activities | 6372,4 | 5629,9 | 240,3 | 454,0 | 48,2 |
| Information and communication | 41734,7 | 29317,0 | 0,4 | 12301,9 | 115,3 |
| Financial and insurance activities | 16605,3 | 16604,1 | 0,0 | 0,7 | 0,6 |
| Real estate activities | 3640,0 | 3263,7 | 19,8 | 110,4 | 246,1 |
| Professional, scientific and technical activities | 31353,1 | 7841,2 | 6,2 | 989,3 | 22516,4 |
| Administrative and support service activities | 9293,1 | 8113,7 | 2,5 | 914,0 | 262,9 |
| Public administration and defence; compulsory social security | 103184,1 | 84471,1 | 872,4 | 8194,0 | 9646,6 |
| Education | 7820,9 | 4758,3 | 285,2 | 411,2 | 2366,2 |
| Human health and social work activities | 8046,4 | 5826,6 | 209,3 | 86,7 | 1923,9 |
| Arts, entertainment and recreation | 5738,3 | 4948,1 | 308,7 | 1,8 | 479,6 |
| Other service activities | 1654,1 | 1516,7 | 54,0 | 63,2 | 20,1 |

Data in this statistical release are the results of the survey "Annual report on Investments in Fixed Assets". Reporting units encompass all legal entities in the country that are direct investors.

Methodological explanations can be found on the SORS website:

<http://www.stat.gov.rs/istrazivanje/methodology-and-documents/>

Data series on investments in fixed assets are available at the SORS site in Database:

<http://data.stat.gov.rs/?caller=090201&languageCode=sr-Cyrl>

Contact: jelena.jakovljevic@stat.gov.rs. Phone: +381 11 2412922 ext. 239

Published and printed by: Statistical Office of the Republic of Serbia. 11 050 Belgrade. Milana Rakica 5

Phone: +381 11 2412922 (telephone exchange) • Fax: +381 11 2411260 • www.stat.gov.rs

Responsible: Dr Miladin Kovačević. Director

Circulation: 20 • Issued annually