



WORKING PAPER

Unincorporated enterprises (sole-proprietorships and partnerships) in the Republic of Serbia, 2017

N^o 105
Year LIV

**Unincorporated enterprises
(sole-proprietorships and partnerships)
in the Republic of Serbia, 2017**

Belgrade, 2018

Working paper: Unincorporated enterprises (sole-proprietorships and partnerships)
in the Republic of Serbia, 2017

Publishers: Statistical Office of the Republic of Serbia Belgrade, 5, Milana Rakića St
For the publishers: Dr Miladin Kovačević, Director

Editorial Board

Editor in Chief: Snežana Lakčević

Members: Ljiljana Đorđević, Nataša Miljković, Gordana Bjelobrč, Sunčica Stefanović Šestić, Dijana Dodig Bukulica,
Jovana Đerić

Text: Dušan Gavrilović, Dijana Dodig Bukulica, Marija Vulović

Cover page design: Branislav Gajić

Technical editor: Irena Dimić

English translation: Gordana Nedeljković

Contents

Methodological explanations	5
(1) Number of unincorporated enterprises	11
(2) Number of employees	12
(3) Turnover	13
(4) Gross value added	14
Conclusion	15



Methodological explanations

Considering the demands of the increasing number of users and striving for the harmonization with international standards and recommendations, the Statistical Office of the Republic of Serbia continues to publish the selected macroeconomic indicators for unincorporated enterprises in the edition *WORKING PAPER*. This survey involves unincorporated enterprises i.e. sole-proprietorships and partnerships operating in 2017, based on the Tax administration records and the data available from the Serbian Business Registers Agency.

Within the international project envisaged for the advancement of national accounts system and GDP calculations, the SORS and its National accounts division adopted the recommendations and positive practice of the European statistics regarding the calculations of the most important macroeconomic aggregates for the institutional sector of households, the mayor part of which are unincorporated enterprises (sole-proprietorships and partnerships).

When calculating the macroeconomic aggregates for this segment of the national economy, the Serbian and the European statisticians encounter almost the same problems: small scale of business and large number of unincorporated enterprises, high "mortality rate" of enterprises and high yearly frequency of newly started businesses, lack of stability regarding principal activity and employment, etc. Both in Europe and in our country, this section presents a chronic source of so-called non-observed economy. Such problems appear partly because of the mere nature of unincorporated business, i.e. the fact that entrepreneur's personal property is not separated from the business-related assets. However, the greatest problems regarding statistics are of administrative and legal nature. Firstly, it is the fact that double-entry book keeping is not compulsory for unincorporated enterprises and they are not obligated to provide detailed financial reports that serve as the basis for the calculations of macroeconomic aggregates for incorporated enterprises and other legal entities obligated to submit financial reports to the respective authorities. Therefore, statisticians are compelled to provide estimated data, based on relatively small range of data that unincorporated enterprises deliver to tax authorities. The estimations presented are grounded on the Hungarian model of computation of the basic elements of the system of national accounts concerning unincorporated enterprises. This model originated from the French practice of statistical treatment of unincorporated enterprises.

The model is based on the assumption that business conditions for unincorporated enterprises and the way their business is organized are almost equal to the conditions and business methods of micro *incorporated* enterprises, meaning that certain corresponding indicators noticed in the statistical treatment of micro enterprises can be also applied to unincorporated enterprises (with some corrections envisaged). In French statistics, almost all elements of national accounts related to unincorporated enterprises (number of employees, changes in inventories, investments, interest paid, etc.) are estimated in the before mentioned way, simply applying the corresponding coefficients of micro enterprises¹. The fact that we have available certain (not small) number of financial reports of unincorporated enterprises (about 20 000), makes the whole process easier in our case than for the majority of the European countries. Such valuable data, together with the data on taxable income, wages and salaries and number of employees (available from the Serbian Tax administration) have been used as the grounds for our calculations. Moreover, for the calculations we used the indicators derived from the financial statements of micro and small-sized incorporated enterprises concerning turnover, value added, earnings per employee, etc. In estimating the number of employees, as supplementary data we used LFS (Labour Force Survey) data. This is due the fact that in the EU countries, LFS is considered as the major data source for the estimation of formal and informal employment.

Finally, it should be noted that every *estimated* figure also anticipates certain bigger or smaller level of reliability; however, taking into account the data availability, as well as the specific features of sole-proprietorships in Serbia, these results present the best that can be provided for the time being. Expectedly, in the forthcoming years, both volume and quality of the available data will be upgraded, and together with the improved methodology, better and more precise results will be ensured.

¹ *Using Business Accounts to compile National Accounts: The French Experience*, Patrick Augeraud, Institut national de la statistique et des études économiques, France and Jean-Etienne Chapron, United Nations Statistics Division and *Links between Business Accounting and National Accounting*, United Nations, New York, 2000.



The processed results are obtained for: (1) number of unincorporated enterprises, (2) number of employees, (3) turnover and (4) Gross value added. Concerning the territorial distribution, the data are expressed for the level 1 and 2, the National nomenclature of statistical territorial units (*NSTJ*): Srbija – sever and Srbija – jug (*NSTJ 1*), and the level of regions, (*NSTJ 2*): Beogradski region, Region Vojvodine, Region Šumadije i Zapadne Srbije, and Region Južne i Istočne Srbije.

Starting from 1999 the Statistical Office of the Republic of Serbia has no available data relative to AP Kosovo and Metohija and therefore these data are not included in this document.

Regarding activities, the results are presented according to the sections and subsections of the Classification of activities (2010), compliant with NACE Rev. 2:

Section A	Agriculture, forestry and fishing
Section B	Mining and quarrying
Section C	Manufacturing
Subsection CA	Manufacture of food products, beverages and tobacco products
Subsection CB	Manufacture of textiles, wearing apparel, leather and related products
Subsection CC	Manufacture of wood and paper products, and printing
Subsection CD	Manufacture of coke and refined petroleum products
Subsection CE	Manufacture of chemicals and chemical products
Subsection CF	Manufacture pharmaceuticals, medicinal chemical and botanical products
Subsection CG	Manufacture of rubber and plastic products, and other non-metallic mineral products
Subsection CH	Manufacture of basic metals and fabricated metal products, except machinery and equipment
Subsection CI	Manufacture of computers, electronic and optical products
Subsection CJ	Manufacture of electrical equipment
Subsection CK	Manufacture of machinery and equipment n.e.c.
Subsection CL	Manufacture of transport equipment
Subsection CM	Other manufacturing n.e.c.; repair and installation of machinery and equipment
Section D	Electricity, gas, steam and air conditioning supply
Section E	Water supply; sewerage, waste management and remediation activities
Section F	Construction
Section G	Wholesale and retail trade; repair of motor vehicles and motorcycles
Section H	Transportation and storage
Section I	Accommodation and food service activities
Section J	Information and communication
Subsection JA	Publishing, audio-visual and broadcasting activities
Subsection JB	Telecommunications
Subsection JC	IT and other information services
Section K	Financial and insurance activities
Section L	Real estate activities
Section M	Professional, scientific and technical activities
Subsection MA	Legal, accounting, management, architecture, engineering, technical testing and analysis activities
Subsection MB	Scientific research and development
Subsection MC	Other professional, scientific and technical activities
Section N	Administrative and support service activities
Section O	Public administration and defence; compulsory social security
Section P	Education
Section Q	Human health and social work
Subsection QA	Human health activities
Subsection QB	Residential care and social work activities
Section R	Arts, entertainment and recreation
Section S	Other service activities
Section T	Activities of households as employers; undifferentiated goods- and services- producing activities of households for own use
Section U	Activities of extraterritorial organizations and bodies

The features are defined as follows:

- *Turnover* – receipts from sales (goods, and products and services as well);
- *Gross value added* (at basic prices), as difference between output and intermediate consumption.

1. Number of unincorporated enterprises (estimate), 2017

Activity	Republic of Serbia						
	Total	Srbija – sever	Srbija –jug	Beogradski region	Region Vojvodine	Region Šumadije i Zapadne Srbije	Region Južne i Istočne Srbije
Total	257 267	137 054	120 212	71 686	65 369	74 227	45 985
Agriculture, forestry and fishing	2 656	1 020	1 636	260	761	902	733
Mining and quarrying	172	14	158	8	7	114	44
Manufacturing	38 350	16 662	21 688	7 138	9 524	13 857	7 831
Manufacture of food products, beverages and tobacco products	8 162	3 648	4 514	1 422	2 226	2 769	1 744
Manufacture of textiles, apparel, leather and related products	6 375	2 709	3 666	1 315	1 394	2 376	1 290
Manufacture of wood and paper products, and printing	6 227	2 513	3 714	1 146	1 368	2 301	1 413
Manufacture of coke, and refined petroleum products	-	-	-	-	-	-	-
Manufacture of chemicals and chemical products	499	200	299	80	120	164	135
Manufacture of pharmaceuticals, medicinal chemical and botanical products	1	1	-	-	1	-	-
Manufacture of rubber and plastics products, and other non-metallic mineral products	3 930	1 632	2 298	496	1 136	1 507	791
Manufacture of basic metals and fabricated metal products, except machinery and equipment	6 464	2 876	3 589	1 085	1 790	2 475	1 113
Manufacture of computer, electronic and optical products	395	187	208	63	124	87	120
Manufacture of electrical equipment	250	121	130	49	72	79	51
Manufacture of machinery and equipment n.e.c.	338	163	175	54	109	116	59
Manufacture of transport equipment	182	62	120	30	33	106	14
Other manufacturing, and repair and installation of machinery and equipment	5 527	2 551	2 977	1 399	1 151	1 877	1 100
Electricity, gas, steam and air-conditioning supply	41	9	32	9	-	18	14
Water supply, sewerage, waste management and remediation	523	226	297	54	172	233	64
Construction	17 804	8 458	9 345	3 990	4 469	5 566	3 779
Wholesale and retail trade, repair of motor vehicles and motorcycles	63 750	29 518	34 232	13 365	16 153	20 306	13 925
Transport and storage	29 914	18 342	11 572	11 010	7 331	7 592	3 980
Accommodation and food service activities	22 802	11 129	11 673	4 477	6 652	7 465	4 208
Information and communication	9 492	6 804	2 688	4 401	2 404	1 610	1 078
Publishing, audio-visual and broadcasting activities	1 906	1 405	501	1 083	322	302	199
Telecommunications	166	104	62	52	52	35	27
IT and other information services	7 420	5 295	2 125	3 265	2 030	1 273	852
Financial and insurance activities	1 761	910	851	469	441	481	370
Real estate activities	918	627	291	377	251	200	90
Professional, scientific and technical activities	32 323	21 375	10 948	13 429	7 946	6 685	4 263
Legal, accounting, management, architecture, engineering, technical testing and analysis activities	26 609	17 733	8 877	11 152	6 581	5 414	3 462
Scientific research and development	8	5	3	5	-	1	2
Other professional, scientific and technical activities	5 706	3 637	2 069	2 272	1 365	1 270	799
Administrative and support service activities	6 631	4 239	2 392	2 443	1 796	1 439	952
Public administration and defence, compulsory social security	-	-	-	-	-	-	-
Education	1 757	1 201	556	723	479	324	232
Human health and social work activities	5 394	3 407	1 987	2 346	1 061	1 210	777
Human health services	5 305	3 339	1 966	2 295	1 044	1 197	768
Residential care and social work activities	89	68	22	51	17	13	9
Arts, entertainment and recreation	2 474	1 569	905	1 037	533	537	368
Other services	20 504	11 542	8 962	6 152	5 390	5 687	3 276
Activities of households as employers; undifferentiated goods- and services-producing activities of households for own use	-	-	-	-	-	-	-
Activities of extra-territorial organisations and bodies	-	-	-	-	-	-	-



2. Number of employees with unincorporated enterprises (estimate), 2017

Activity	Republic of Serbia						
	Total	Srbija – sever	Srbija –jug	Beogradski region	Region Vojvodine	Region Šumadije i Zapadne Srbije	Region Južne i Istočne Srbije
Total	257 872	120 179	137 694	50 196	69 983	81 581	56 112
Agriculture, forestry and fishing	1 638	865	773	125	740	514	258
Mining and quarrying	334	31	303	13	18	223	81
Manufacturing	63 541	27 352	36 189	8 735	18 617	22 064	14 125
Manufacture of food products, beverages and tobacco products	25 240	12 417	12 822	4 077	8 340	7 277	5 546
Manufacture of textiles, apparel, leather and related products	10 977	3 228	7 749	1 165	2 063	5 559	2 190
Manufacture of wood and paper products, and printing	7 087	2 371	4 716	765	1 605	2 697	2 019
Manufacture of coke, and refined petroleum products	-	-	-	-	-	-	-
Manufacture of chemicals and chemical products	447	218	229	55	163	129	100
Manufacture of pharmaceuticals, medicinal chemical and botanical products	-	-	-	-	-	-	-
Manufacture of rubber and plastics products, and other non-metallic mineral products	5 791	2 793	2 998	497	2 296	1 946	1 052
Manufacture of basic metals and fabricated metal products, except machinery and equipment	7 051	3 262	3 789	863	2 399	2 432	1 357
Manufacture of computer, electronic and optical products	406	136	270	48	88	86	184
Manufacture of electrical equipment	348	213	135	94	119	81	54
Manufacture of machinery and equipment n.e.c.	629	321	308	41	279	235	73
Manufacture of transport equipment	338	200	138	180	21	130	8
Other manufacturing, and repair and installation of machinery and equipment	5 227	2 192	3 035	949	1 243	1 494	1 541
Electricity, gas, steam and air-conditioning supply	31	11	20	11	-	13	8
Water supply, sewerage, waste management and remediation	2 616	2 199	416	444	1 755	267	149
Construction	12 088	4 928	7 160	1 819	3 109	3 492	3 668
Wholesale and retail trade, repair of motor vehicles and motorcycles	86 394	38 069	48 325	15 555	22 514	28 628	19 697
Transport and storage	6 256	2 110	4 146	614	1 495	2 812	1 334
Accommodation and food service activities	34 307	16 063	18 244	7 435	8 628	11 161	7 083
Information and communication	2 859	1 488	1 370	674	814	846	525
Publishing, audio-visual and broadcasting activities	684	370	314	208	161	190	124
Telecommunications	81	41	40	20	21	17	23
IT and other information services	2 094	1 077	1 016	446	631	638	378
Financial and insurance activities	2 610	1 430	1 180	670	760	646	533
Real estate activities	452	278	174	184	94	102	72
Professional, scientific and technical activities	16 328	8 501	7 827	3 901	4 600	4 247	3 580
Legal, accounting, management, architecture, engineering, technical testing and analysis activities	13 341	7 117	6 224	3 160	3 956	3 378	2 847
Scientific research and development	1	-	1	-	-	-	1
Other professional, scientific and technical activities	2 987	1 384	1 602	741	644	870	733
Administrative and support service activities	4 983	2 268	2 716	1 003	1 265	1 467	1 249
Public administration and defence, compulsory social security							
Education	1 040	720	320	375	345	149	171
Human health and social work activities	7 151	4 757	2 395	3 179	1 578	1 442	953
Human health services	6 944	4 631	2 313	3 097	1 535	1 424	889
Residential care and social work activities	207	125	82	82	43	18	64
Arts, entertainment and recreation	808	399	409	233	166	233	176
Other services	14 436	8 711	5 726	5 224	3 486	3 274	2 452
Activities of households as employers; undifferentiated goods- and services-producing activities of households for own use	-	-	-	-	-	-	-
Activities of extra-territorial organisations and bodies	-	-	-	-	-	-	-

3. Turnover of unincorporated enterprises (estimate), 2017

RSD million

Activity	Republic of Serbia						
	Total	Srbija – sever	Srbija –jug	Beogradski region	Region Vojvodine	Region Šumadije i Zapadne Srbije	Region Južne i Istočne Srbije
Total	1 215 327	634 395	580 931	315 194	319 202	352 270	228 662
Agriculture, forestry and fishing	9 197	4 547	4 651	1 259	3 288	2 835	1 816
Mining and quarrying	754	70	684	33	37	492	192
Manufacturing	235 141	114 048	121 093	46 498	67 550	76 880	44 213
Manufacture of food products, beverages and tobacco products	93 938	49 308	44 630	18 242	31 066	26 550	18 080
Manufacture of textiles, apparel, leather and related products	28 758	11 263	17 495	5 104	6 159	12 136	5 359
Manufacture of wood and paper products, and printing	28 177	11 237	16 939	5 236	6 002	10 506	6 434
Manufacture of coke, and refined petroleum products	-	-	-	-	-	-	-
Manufacture of chemicals and chemical products	2 087	1 110	977	499	611	562	414
Manufacture of pharmaceuticals, medicinal chemical and botanical products	3	3	-	-	3	-	-
Manufacture of rubber and plastics products, and other non-metallic mineral products	25 166	12 134	13 032	4 027	8 107	8 811	4 221
Manufacture of basic metals and fabricated metal products, except machinery and equipment	28 888	14 144	14 744	5 632	8 513	10 345	4 399
Manufacture of computer, electronic and optical products	1 735	817	918	277	540	312	606
Manufacture of electrical equipment	1 287	851	436	471	380	280	156
Manufacture of machinery and equipment n.e.c.	1 817	981	836	240	742	612	224
Manufacture of transport equipment	993	488	505	383	105	468	36
Other manufacturing, and repair and installation of machinery and equipment	22 293	11 711	10 581	6 389	5 322	6 298	4 283
Electricity, gas, steam and air-conditioning supply	90	37	53	37	-	33	20
Water supply, sewerage, waste management and remediation	4 702	3 454	1 248	823	2 631	785	462
Construction	68 437	34 687	33 750	18 004	16 684	18 755	14 995
Wholesale and retail trade, repair of motor vehicles and motorcycles	573 641	275 657	297 984	126 576	149 082	177 368	120 615
Transport and storage	46 605	28 598	18 007	18 234	10 364	11 324	6 683
Accommodation and food service activities	85 818	42 255	43 563	19 238	23 017	27 583	15 980
Information and communication	21 399	16 095	5 304	10 543	5 551	3 391	1 914
Publishing, audio-visual and broadcasting activities	4 630	3 655	974	2 922	734	636	338
Telecommunications	322	214	108	118	96	58	50
IT and other information services	16 447	12 225	4 222	7 503	4 722	2 696	1 526
Financial and insurance activities	4 244	2 281	1 963	1 142	1 139	1 137	826
Real estate activities	1 520	1 001	519	683	318	309	210
Professional, scientific and technical activities	69 963	49 122	20 841	31 213	17 909	12 255	8 587
Legal, accounting, management, architecture, engineering, technical testing and analysis activities	58 116	41 003	17 113	25 836	15 167	10 023	7 090
Scientific research and development							
Other professional, scientific and technical activities	11 847	8 119	3 728	5 377	2 742	2 232	1 497
Administrative and support service activities	15 220	9 703	5 517	5 576	4 127	3 337	2 180
Public administration and defence, compulsory social security	-	-	-	-	-	-	-
Education	4 629	3 508	1 121	2 253	1 255	609	512
Human health and social work activities	18 663	13 440	5 223	9 820	3 620	3 218	2 006
Human health services	18 323	13 186	5 137	9 628	3 558	3 189	1 949
Residential care and social work activities	340	254	86	192	62	29	57
Arts, entertainment and recreation	4 085	2 789	1 296	2 021	767	749	547
Other services	51 218	33 103	18 115	21 240	11 863	11 210	6 906
Activities of households as employers; undifferentiated goods- and services-producing activities of households for own use	-	-	-	-	-	-	-
Activities of extra-territorial organisations and bodies	-	-	-	-	-	-	-



4. Gross value added of unincorporated enterprises (estimate), 2017

RSD million

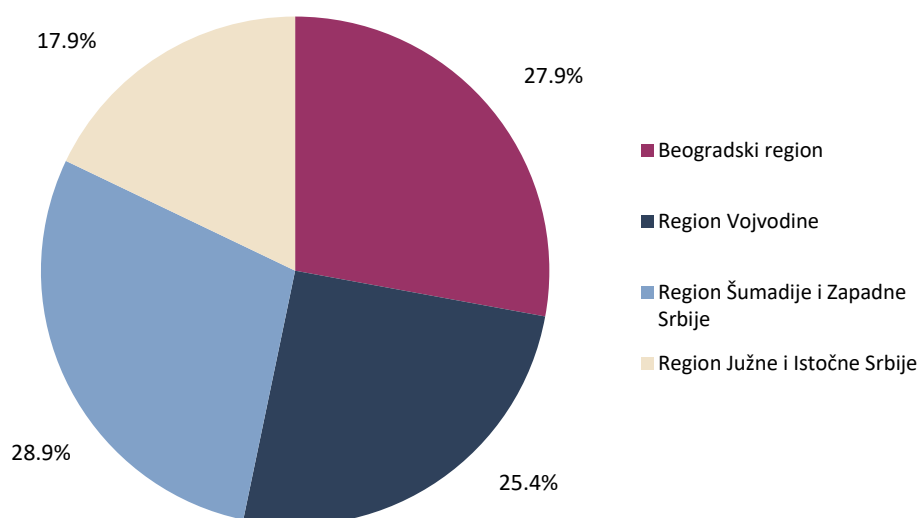
Activity	Republic of Serbia						
	Total	Srbija – sever	Srbija –jug	Beogradski region	Region Vojvodine	Region Šumadije i Zapadne Srbije	Region Južne i Istočne Srbije
Total	314 434	173 901	140 533	90 735	83 167	85 543	54 989
Agriculture, forestry and fishing	2 301	1 091	1 211	252	839	713	497
Mining and quarrying	292	27	265	13	14	194	72
Manufacturing	58 326	27 879	30 447	11 160	16 719	19 327	11 119
Manufacture of food products, beverages and tobacco products	18 430	9 507	8 923	3 459	6 049	5 253	3 670
Manufacture of textiles, apparel, leather and related products	9 427	3 609	5 818	1 567	2 042	4 023	1 795
Manufacture of wood and paper products, and printing	7 539	3 186	4 354	1 413	1 773	2 658	1 696
Manufacture of coke, and refined petroleum products	-	-	-	-	-	-	-
Manufacture of chemicals and chemical products	548	285	262	123	163	147	116
Manufacture of pharmaceuticals, medicinal chemical and botanical products	1	1	-	-	1	-	-
Manufacture of rubber and plastics products, and other non-metallic mineral products	5 911	2 908	3 003	840	2 068	2 036	967
Manufacture of basic metals and fabricated metal products, except machinery and equipment	8 391	4 135	4 256	1 572	2 563	2 926	1 331
Manufacture of computer, electronic and optical products	522	242	279	77	165	93	187
Manufacture of electrical equipment	387	252	135	136	116	85	50
Manufacture of machinery and equipment n.e.c.	571	310	260	71	239	191	69
Manufacture of transport equipment	288	149	139	114	35	127	12
Other manufacturing, and repair and installation of machinery and equipment	6 313	3 296	3 017	1 789	1 507	1 789	1 228
Electricity, gas, steam and air-conditioning supply	43	18	26	18	-	15	11
Water supply, sewerage, waste management and remediation	1 457	1 056	401	252	804	253	148
Construction	19 965	10 067	9 898	5 030	5 038	5 507	4 391
Wholesale and retail trade, repair of motor vehicles and motorcycles	79 912	38 048	41 864	16 742	21 306	24 729	17 135
Transport and storage	26 202	15 512	10 690	9 454	6 058	7 082	3 608
Accommodation and food service activities	28 829	14 021	14 808	6 119	7 902	9 373	5 436
Information and communication	10 140	7 593	2 547	4 793	2 800	1 553	993
Publishing, audio-visual and broadcasting activities	2 025	1 562	464	1 210	351	282	182
Telecommunications	156	101	55	57	44	29	26
IT and other information services	7 958	5 930	2 028	3 525	2 405	1 242	786
Financial and insurance activities	2 464	1 406	1 058	680	726	585	473
Real estate activities	662	438	224	292	146	141	83
Professional, scientific and technical activities	39 350	27 322	12 029	17 059	10 263	6 940	5 089
Legal, accounting, management, architecture, engineering, technical testing and analysis activities	32 965	23 086	9 880	14 391	8 695	5 677	4 203
Scientific research and development	-	-	-	-	-	-	-
Other professional, scientific and technical activities	6 385	4 236	2 149	2 668	1 568	1 262	886
Administrative and support service activities	7 606	4 873	2 733	2 829	2 044	1 591	1 143
Public administration and defence, compulsory social security	-	-	-	-	-	-	-
Education	2 240	1 677	563	1 044	633	303	260
Human health and social work activities	10 842	7 695	3 147	5 521	2 174	1 942	1 205
Human health services	10 639	7 545	3 094	5 410	2 136	1 925	1 169
Residential care and social work activities	203	149	53	111	38	18	36
Arts, entertainment and recreation	2 174	1 469	705	1 056	413	416	289
Other services	21 628	13 711	7 917	8 422	5 290	4 881	3 036
Activities of households as employers; undifferentiated goods- and services-producing activities of households for own use	-	-	-	-	-	-	-
Activities of extra-territorial organisations and bodies	-	-	-	-	-	-	-

(1) Number of unincorporated enterprises

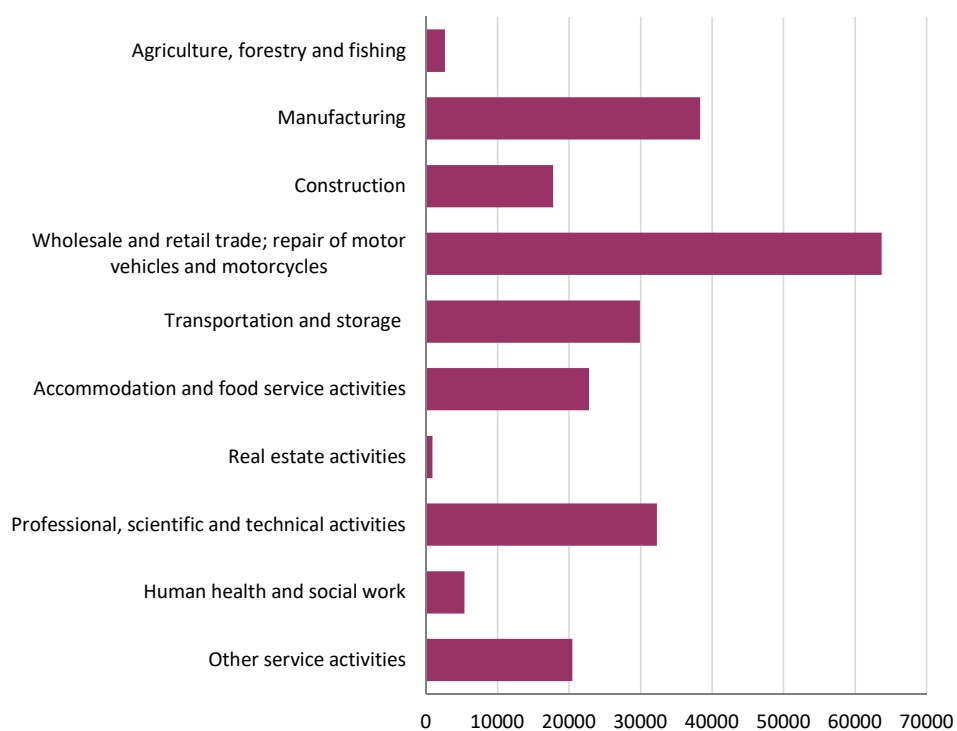
According to the data available, the calculations of macroeconomic aggregates covered 257 267 unincorporated enterprises that were active in 2017 in the Republic of Serbia. Of the total number, 71 686 unincorporated enterprises, i.e. 27.9% operated in Beogradski region, 65 369, i.e. 25.4% - in Region Vojvodine, 74 227, i.e. 28.9% - in Region Šumadije i Zapadne Srbije, and 45 985, i.e. 17.9% - in Region Južne i Istočne Srbije.

Observed by the sections of NACE Rev. 2, on the level of the Republic of Serbia the largest share in the total number of unincorporated enterprises had Wholesale and retail trade; repair of motor vehicles and motorcycles (24.8%), Manufacturing (14.9%), Professional, scientific and technical activities (12.6%), Transportation and storage (11.6%), Accommodation and food service activities (8.9%), Other service activities (8%), etc.

Republic of Serbia: Structure of number of unincorporated enterprises by regions, 2017



Republic of Serbia: Number of unincorporated enterprises by activities, 2017

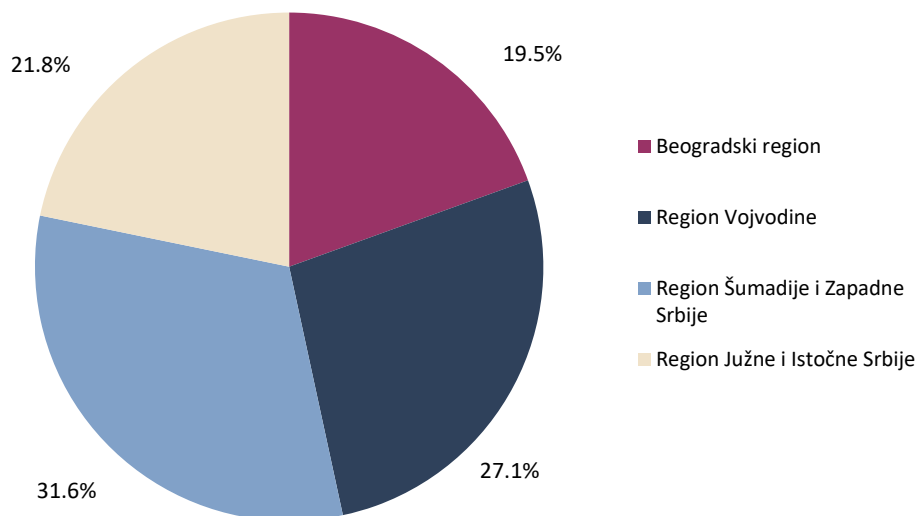


(2) Number of employees

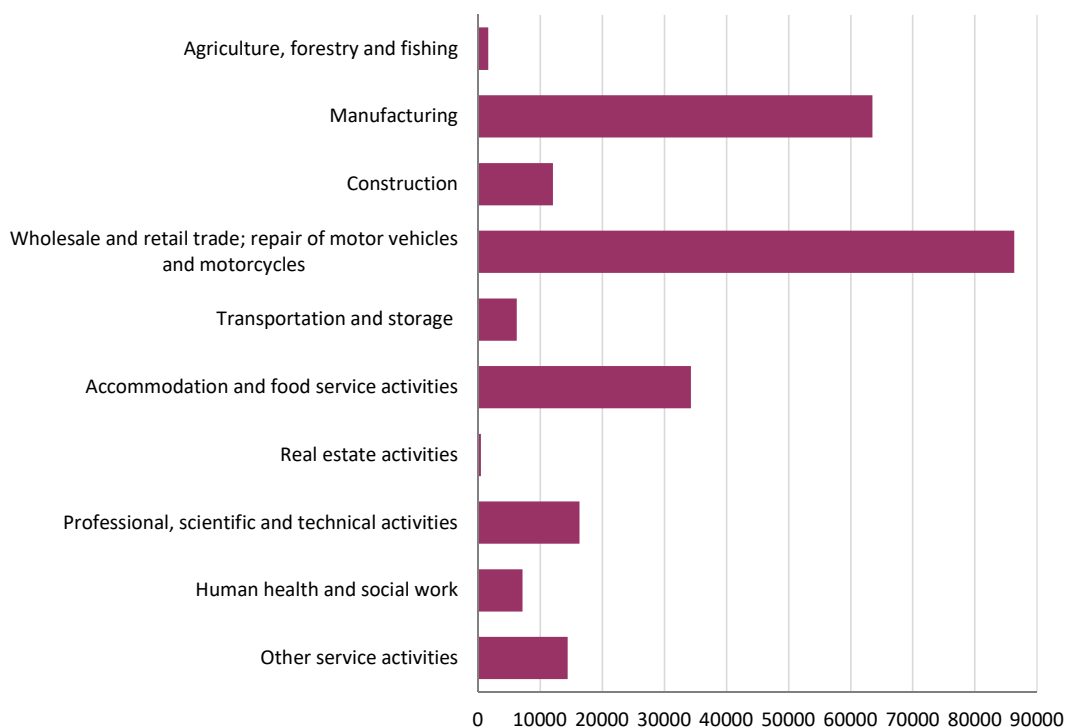
The unincorporated enterprises in the Republic of Serbia in 2017 employed 257 872 employees. In Beogradski region registered were 50 196 employees (19.5%), in Region Vojvodine – 69 983 employees (27.1%), in Region Šumadije i Zapadne Srbije – 81 581 employees (31.6%), and in Region Južne i Istočne Srbije – 56 112 employees (21.8%).

Pursuant to the NACE Rev. 2 sections, the largest share in the total number of employees with unincorporated enterprises in the Republic of Serbia in 2017 was noted for the sections: Wholesale and retail trade; repair of motor vehicles and motorcycles (33.5%), Manufacturing (24.6%), Accommodation and food service activities (13.3%), Professional, scientific and technical activities (6.3%), Other service activities (5.6%), etc.

Republic of Serbia: Structure of number of employees with unincorporated enterprises by regions, 2017



Republic of Serbia: Number of employees in unincorporated enterprises by activities, 2017

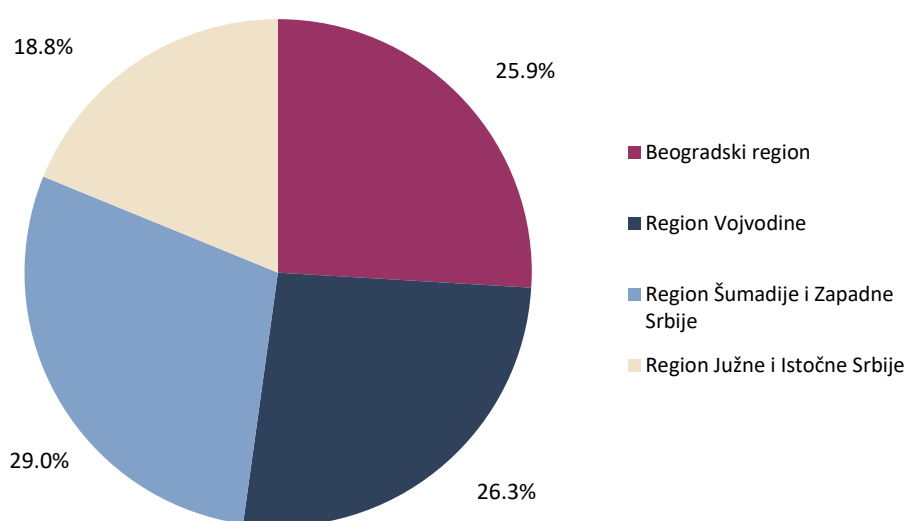


(3) Turnover

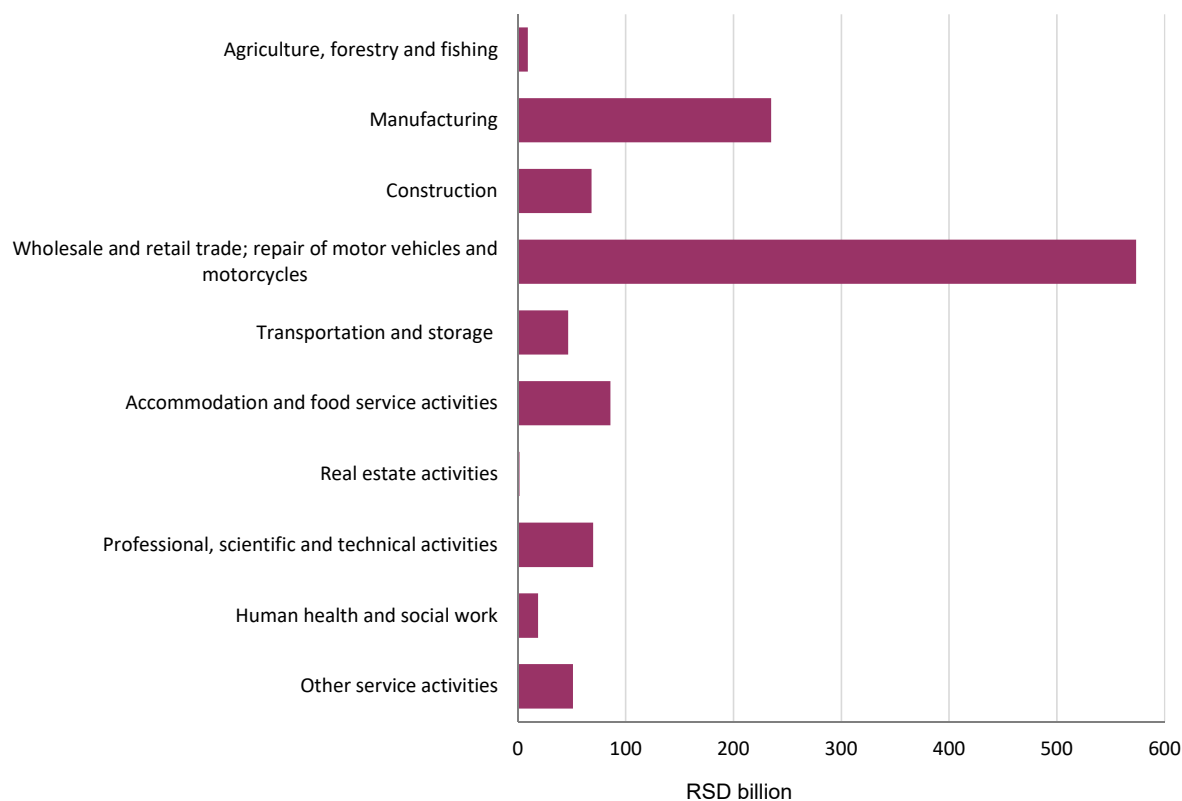
Observing the territorial distribution of turnover that unincorporated enterprises made in 2017 it is notable that unincorporated enterprises in Beogradski region made 25.9% of all turnover, in Region Vojvodine – 26.3%, in Region Šumadije i Zapadne Srbije – 29%, and in Region Južne i Istočne Srbije –18.8%.

Regarding the NACE Rev. 2 sections, the respective shares in the total turnover of unincorporated enterprises on the level of the RS are the following: Wholesale and retail trade; repair of motor vehicles and motorcycles (47.2%), Manufacturing (19.3%), Accommodation and food service activities (7.1%), Construction (5.6%), Professional, scientific and technical activities (5.8%), Other service activities (4.2%), etc.

Republic of Serbia: Structure of turnover of unincorporated enterprises by regions, 2017



Republic of Serbia: Turnover of unincorporated enterprises, by activities, 2017

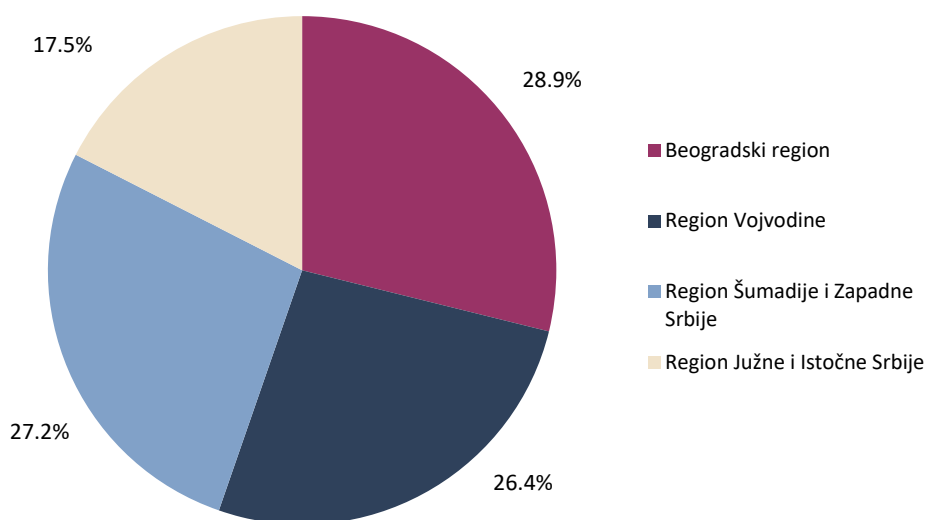


(4) Gross value added

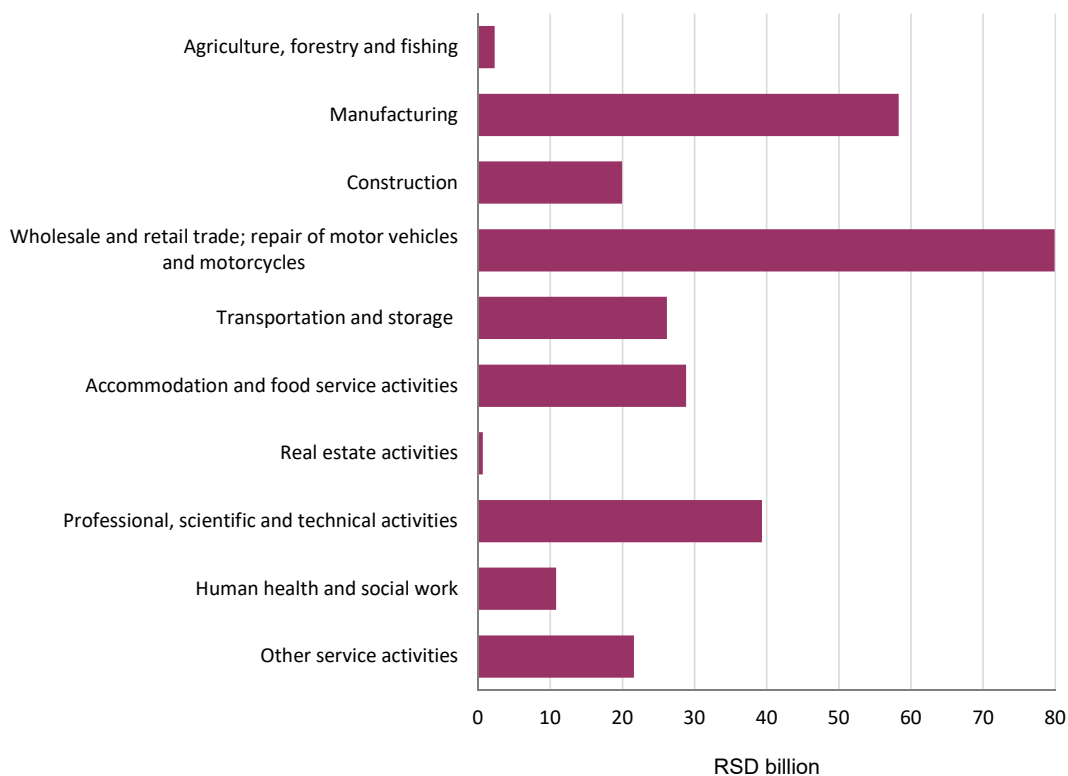
In 2017, the unincorporated enterprises from Beogradski region had the share of 28.9% in the Gross value added, from Region Vojvodine – 26.4%, from Region Šumadije i Zapadne Srbije – 27.2%, and the share of unincorporated enterprises from Region Južne i Istočne Srbije in the GVA equalled 17.5%.

Regarding the NACE Rev. 2 sections, the share in the GVA on the RS level was the most expressive for the sections of Wholesale and retail trade; repair of motor vehicles and motorcycles (25.4%), Manufacturing (18.5%), Professional, scientific and technical activities (12.5%), Accommodation and food service activities (9.2%), Transportation and storage (8.3%), Other service activities (6.9%), etc.

Republic of Serbia: Structure of Gross value added of unincorporated enterprises by regions, 2017



Republic of Serbia: Gross value added of unincorporated enterprises by activities, 2017



Conclusion

According to the analysis of the basic indicators of unincorporated business development, we can conclude that unincorporated enterprises present an important segment of the overall economy, that the significance of their share in the general economic structure is on the increase, and that their impact on the formation of Gross value added and turnover is continually growing.

Motivating measures passed by the Government are expected to provide suitable grounds for further operations and expansion of sole-proprietorships and partnerships, and for each entrepreneur with a feasible business idea they will offer the possibility to implement it on the relevant market and under the best possible terms.



Dissemination and public relations unit

Phone: +38111 2401284

Email: stat@stat.gov.rs

Library

Phone: +38111 2412922, ext. 251

Email: biblioteka@stat.gov.rs

Number of pages: 16