

STATISTICAL RELEASE

LP12

Number 065 • Year LXIII, 15/03/2013

Household Budget Survey

SERB065 LP12 150313

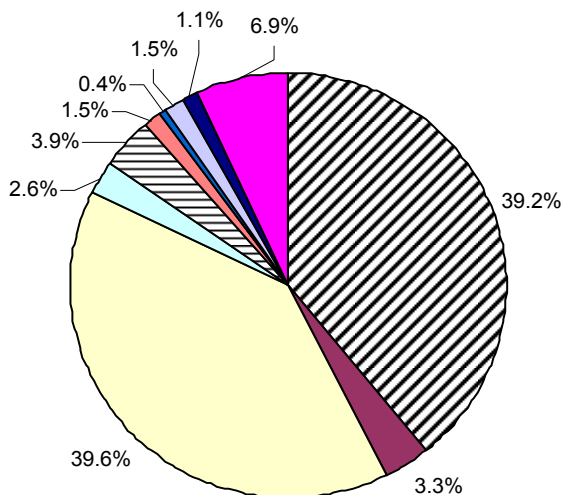
Available budget and individual consumption of households in the Republic of Serbia, 4th quarter 2012 – Preliminary results –











The data were obtained through Household Budget Survey, which has been conducted since 2003 according to international standards and recommendations of Eurostat, ILO and UN, thus providing international data comparability. The survey collects the data on income, expenditure and household consumption, i.e. the data on basic elements of individual consumption. Besides, the survey compiles also the data on some important living standard indicators (dwelling conditions, supply with durable consumer goods, etc.), as well as some basic data related to demographic, economic and social features of households.

In this survey, a two-stage stratified sample is applied, with enumeration districts as primary and households as secondary selection units. Every fifteen days, 200 households are interviewed, i.e. 4800 households annually.

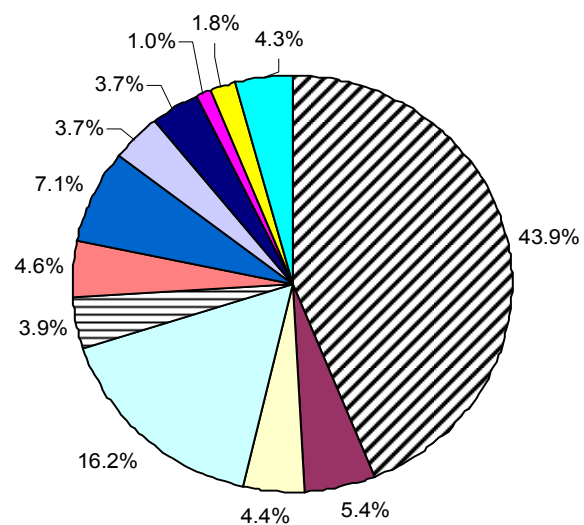
Of the total number of households envisaged for interview in the fourth quarter (1200 for the Republic of Serbia), the number of 1135 households (95%) was interviewed.

**Household income in money (structure),
Republic of Serbia, 4th quarter 2012**



-  Regular salaries and wages
-  Other income
-  Pensions (old-age, family, disablement and other)
-  Other social insurance receipts
-  Income from agriculture, hunting and fishing
-  External receipts
-  Real estate related income
-  Donations and awards
-  Customer and investment credits
-  Other receipts

**Individual consumption (structure),
Republic of Serbia, 4th quarter 2012**



-  Food and non-alcoholic beverages
-  Alcoholic drinks and tobacco
-  Clothes and footwear
-  Dwelling, water, electricity, gas and other fuels supply
-  Home furniture, equipment and maintenance
-  Health service
-  Transport
-  Communications
-  Recreation and culture
-  Education
-  Restaurants and hotels
-  Other goods and services

Available budget and individual consumption in 4th quarter 2012
- Household average -
- All households -

RSD

	Republic of Serbia					
	total	Serbia – North		Serbia – South		
		Belgrade region	Vojvodina region	Šumadija and Western Serbia	Southern and Eastern Serbia	Kosovo and Metohija region

Monthly average

Number of households surveyed	1135	262	283	268	322	...
Number of households assessed	2536714	575107	704232	569786	687589	...
Members, average number	2.79	2.77	2.82	2.62	2.93	...
Consumption units, average number	2.20	2.17	2.22	2.09	2.29	...
Available budget – total	49907	61267	51005	42851	45600	...
Household income in money	46751	60712	48189	38461	40884	...
Regular salaries and wages	18305	24296	18132	16083	15154	...
Other income	1521	1213	2928	834	921	...
Pensions (old-age, family, disablement and other)	18534	24092	19287	15670	15449	...
Other social insurance receipts	1228	1392	1320	876	1373	...
Income from agriculture, hunting and fishing	1811	903	2572	1523	2136	...
External receipts	700	1500	801	194	376	...
Real estate related income	202	102	296	59	359	...
Donations and awards	690	1625	474	314	467	...
Customer and investment credits	511	354	647	594	401	...
Other receipts	3249	5235	1732	2314	4248	...
Household receipts in kind	3156	555	2816	4390	4716	...
Earned receipts in kind	21	0	29	34	16	...
Natural consumption	3135	555	2787	4356	4700	...
Individual consumption – total	51805	65443	50760	50504	40921	...
Food and non-alcoholic beverages	22724	29201	22047	19970	20357	...
Alcoholic drinks and tobacco	2779	3139	2443	3230	2294	...
Clothes and footwear	2269	2232	2505	2373	1890	...
Dwelling, water, electricity, gas and other fuels supply	8398	9654	7963	9977	5754	...
Home furniture, equipment and maintenance	2032	1950	2165	2008	1991	...
Health service	2390	3760	2130	2003	1790	...
Transport	3682	4015	4123	3969	2460	...
Communications	1910	2354	2148	1866	1226	...
Recreation and culture	1931	3220	1898	1553	1124	...
Education	531	1184	397	499	77	...
Restaurants and hotels	926	1622	738	841	556	...
Other goods and services	2233	3112	2203	2215	1402	...

Structure of available budget and individual consumption in 4th quarter 2012
- All households -

	Republic of Serbia					%
	total	Serbia – North		Serbia – South		
		Belgrade region	Vojvodina region	Šumadija and Western Serbia	Southern and Eastern Serbia	Kosovo and Metohija region
Monthly average						
Number of households surveyed	1135	262	283	268	322	...
Number of households assessed	2536714	575107	704232	569786	687589	...
Members, average number	2.79	2.77	2.82	2.62	2.93	...
Consumption units, average number	2.20	2.17	2.22	2.09	2.29	...
Available budget – total	100.0	100.0	100.0	100.0	100.0	...
Household income in money	93.7	99.1	94.5	89.8	89.7	...
Regular salaries and wages	36.8	39.6	35.6	37.6	33.3	...
Other income	3.0	2.0	5.7	1.9	2.0	...
Pensions (old-age, family, disablement and other)	37.1	39.3	37.8	36.6	33.9	...
Other social insurance receipts	2.5	2.3	2.6	2.0	3.0	...
Income from agriculture, hunting and fishing	3.6	1.5	5.0	3.6	4.7	...
External receipts	1.4	2.4	1.6	0.5	0.8	...
Real estate related income	0.4	0.2	0.6	0.1	0.8	...
Donations and awards	1.4	2.7	0.9	0.7	1.0	...
Customer and investment credits	1.0	0.6	1.3	1.4	0.9	...
Other receipts	6.5	8.5	3.4	5.4	9.3	...
Household receipts in kind	6.3	0.9	5.5	10.2	10.3	...
Earned receipts in kind	0.0	0.0	0.1	0.1	0.0	...
Natural consumption	6.3	0.9	5.4	10.1	10.3	...
Individual consumption – total	100.0	100.0	100.0	100.0	100.0	...
Food and non-alcoholic beverages	43.9	44.6	43.5	39.4	49.7	...
Alcoholic drinks and tobacco	5.4	4.8	4.8	6.4	5.6	...
Clothes and footwear	4.4	3.4	4.9	4.7	4.6	...
Dwelling, water, electricity, gas and other fuels supply	16.2	14.8	15.7	19.7	14.1	...
Home furniture, equipment and maintenance	3.9	3.0	4.3	4.0	4.9	...
Health service	4.6	5.7	4.2	4.0	4.4	...
Transport	7.1	6.1	8.1	7.9	6.0	...
Communications	3.7	3.6	4.2	3.7	3.0	...
Recreation and culture	3.7	4.9	3.7	3.1	2.7	...
Education	1.0	1.8	0.8	1.0	0.2	...
Restaurants and hotels	1.8	2.5	1.5	1.7	1.4	...
Other goods and services	4.3	4.8	4.3	4.4	3.4	...

Methodological explanations

A survey unit is taken to be every single - or several - member household, selected according to the sample plan. A household is: a) a community of persons, whose members live and prepare food together and jointly spend the earned income and b) a single person, living, preparing food and spending the earned income on his/her own.

The survey applies the method of diary keeping (a household keeps a consumption diary for fifteen, i.e. sixteen days) regarding individual consumption of food and services and the interview method on the basis of questionnaires, where the reference period for durables is twelve months, for semi-durables, agriculture, hunting and fishing - three months, and for earnings – one month.

Available household budget comprises income in money and the money value of natural consumption and receipts in kind, which were available to households in the respective survey period.

Household income in money

- **Regular salaries and wages** cover the income from regular employment.
- **Other income comprises** money receipts for overtime work, pursuant to purchase order, author's deed contract, etc.
- **Pensions (old-age, family, disablement and other)** cover the receipts pursuant to pension and disablement insurance and supplementary payments.
- **Other social insurance related receipts** include: social aid, supplements and other welfare receipts; receipts in cases of unemployment and temporary unemployment; alimentation and support; health insurance related receipts, disablement insurance related receipts and supplements; children allowances; student grants and remuneration, i.e. compensations for trade students.
- **Income from agriculture, hunting and fishing** includes earnings of households that are active in agriculture, hunting and fishing.
- **External receipts** include money donations and other external receipts.
- **Real estate related income** comprises room and flat rents, interests, dividends and sales related receipts (real estates and movables).
- **Donations and awards** comprise money donations, lottery related receipts, etc.
- **Customer and investment credits** refer to credits raised in last 12 months.
- **Other receipts** saving deposits raised, lending returns, decreased cash amounts kept in households, refunded nationalized estates, life insurance and real estate insurance premiums, etc.

Household receipts in kind

- **Earned receipts in kind** include food, clothes, footwear, household expenditures (electricity, phone, registration, car fuel) paid by employer, etc.
- **Natural consumption** comprises the value of products from own household production that are used for individual consumption (food, drinks, wood for heating, etc.)

Individual consumption of households is presented by the following groups of COICOP classification (Classification of individual consumption by purpose): Food and non-alcoholic beverages; Alcoholic drinks and tobacco; Clothes and footwear; Dwelling, water, electricity, gas and other fuels supply; Home furniture, equipment, appliances and maintenance; Health service; Transport; Communications; Recreation and culture; Education; Restaurants and hotels and Other goods and services.

The published data relate to available budget and individual consumption in the 4th quarter 2012 and they present monthly average values by household, given in dinar amounts (RSD).

Starting from 1999 the Statistical Office of the Republic of Serbia has not at disposal and may not provide available certain data relative to AP Kosovo and Metohia and therefore these data are not included in the coverage for the Republic of Serbia (total).