

# STATISTICAL RELEASE

# CN40

Number 192 - Year LXX, 13.07.2020.

SERB192 CN40 130720

## Prices statistics

### Indices of producer prices of agricultural and fishing products, May 2020

Producer prices of agricultural and fishing products in May 2020, compared to the same month of 2019, were increased by 1.8% average.

Observed by main product groups, compared to the same month of the previous year, the biggest impact on the rise in prices was noted in the groups: Animals (2,5%) and Fruit (51,5%).

Producer prices of agricultural and fishing products in May 2020, compared to April 2020, were increased by 0.5% average.

Observed by main product groups in May 2020, compared to the previous month, the biggest impact on the rise in prices was noted in groups: Industrial crops (1.5%), Cereals (0.6%) and Fruit (28.9%).

Producer prices of agricultural and fishing products in period January-May 2020, compared to same period 2019, on average decreased by 0.4%.

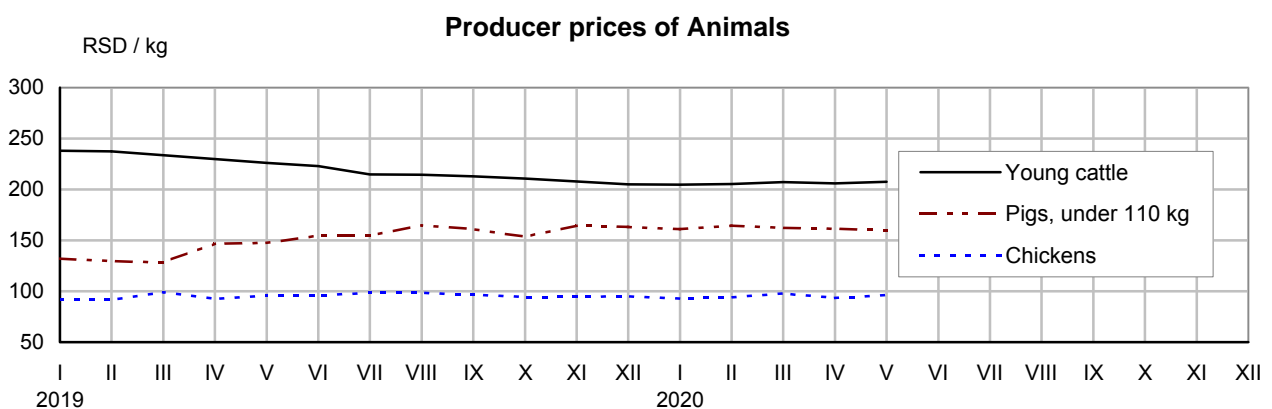
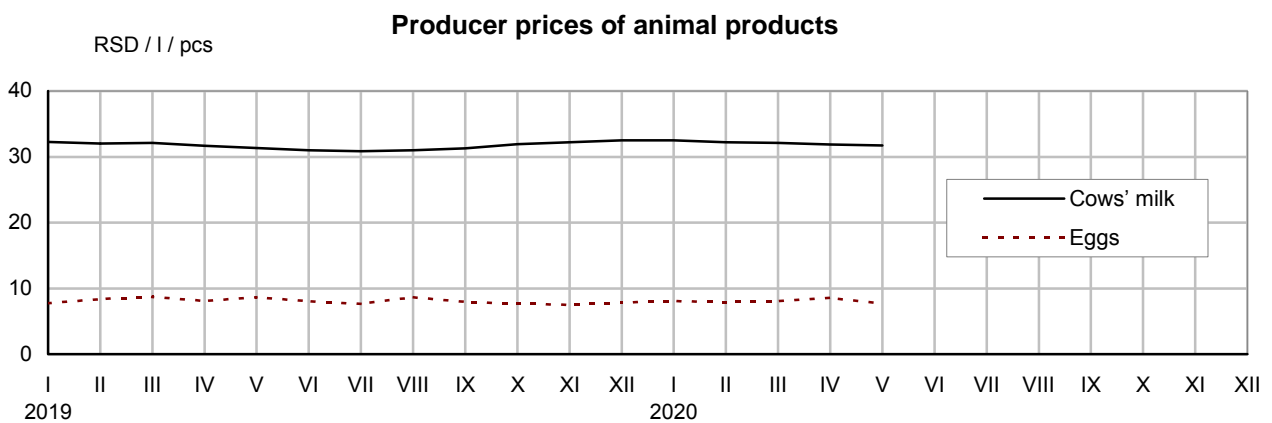
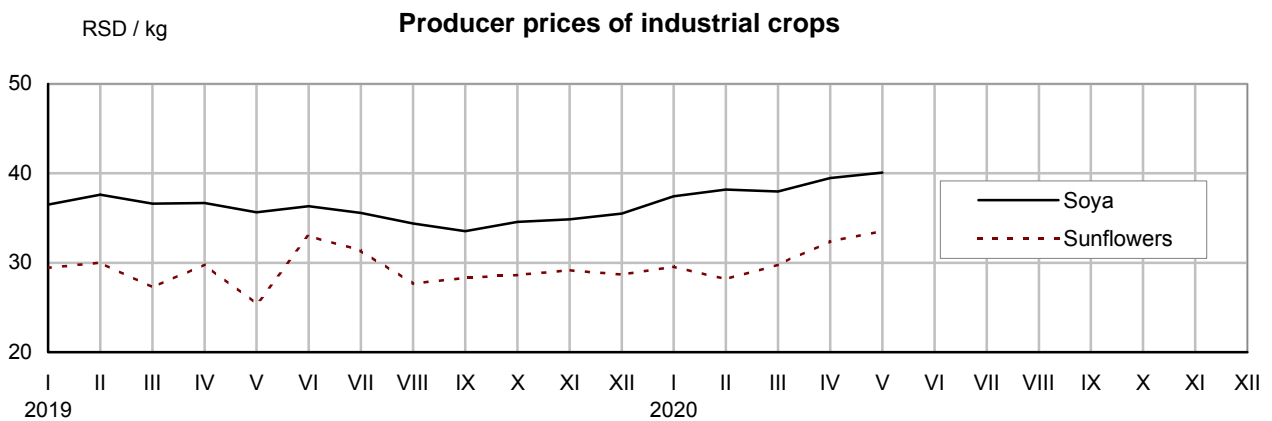
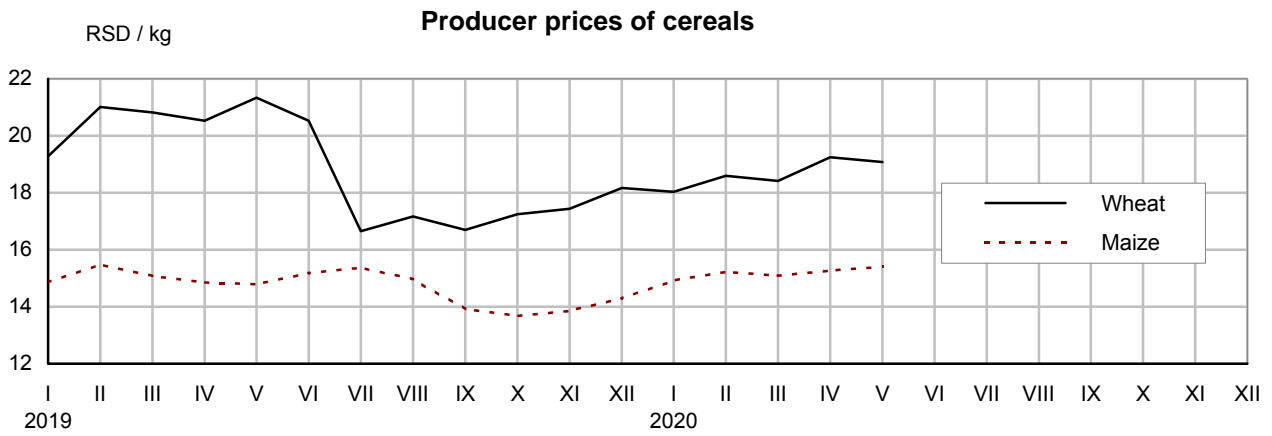
Observed by main groups of products, in period January-May 2020 compared to same period 2019, the biggest impact on the fall in prices was noted in the groups: Cereals (-5.1%) and Vegetables (-34.1%).

### Indices of producers' prices of products of agriculture and fishing

 Republic of Serbia<sup>1)</sup>

	$\frac{V\ 2020}{V\ 2019}$	$\frac{V\ 2020}{IV\ 2020}$	$\frac{V\ 2020}{\emptyset\ 2019}$	$\frac{I-V\ 2020}{\emptyset\ 2019}$	$\frac{I-V\ 2020}{I-V\ 2019}$	$\frac{V\ 2020}{XII\ 2019}$
<i>By sectors</i>						
<b>Agriculture and fishing</b>	<b>101.8</b>	<b>100.5</b>	<b>104.2</b>	<b>101.4</b>	<b>99.6</b>	<b>103.3</b>
Agriculture	101.8	100.5	104.2	101.5	99.7	103.3
Crop production	100.8	100.6	106.8	100.4	95.6	107.8
Fruit growing and viticulture	151.5	128.9	146.5	122.8	121.4	133.3
Livestock breeding	100.8	99.3	100.5	101.6	102.6	98.5
Processing from own production	99.7	96.2	100.3	99.7	100.4	98.5
Fishing	94.9	103.2	100.4	98.7	93.0	106.1
<i>By groups of product, total</i>						
Cereals	99.6	100.6	105.3	99.5	94.9	106.9
Wheat	90.7	99.1	103.7	101.5	90.8	103.6
Maize	103.4	101.0	105.9	104.2	100.4	108.1
Industrial crops	111.3	101.5	112.1	104.7	101.6	107.8
Potatoes	73.7	107.1	111.6	95.2	79.0	122.0
Vegetables	89.5	98.3	120.1	91.0	65.9	130.7
Fruit	151.5	128.9	146.5	122.8	121.4	133.3
Animals	102.5	99.8	102.0	102.4	105.6	99.4
Cattle	92.4	98.0	94.5	94.9	90.4	99.8
Pigs	109.9	101.0	107.7	107.9	117.1	99.4
Poultry	96.7	99.6	95.6	96.4	97.5	100.7
Animal products	99.2	98.9	99.2	100.8	100.0	97.6
Milk	100.5	99.8	99.8	101.2	100.7	97.7
Eggs	87.3	88.9	94.4	101.0	97.4	97.3

<sup>1)</sup> Starting from 1999 the Statistical Office of the Republic of Serbia has not at disposal and may not provide available certain data relative to Kosovo and Metohia and therefore these data are not included in the coverage for the Republic of Serbia (total).



### **Methodological explanations**

The aim of the survey is the calculation of average prices and indices of producer prices of agricultural and fishing products. Average prices of agricultural and fishing products are calculated based on quantities and values of purchased and sold products, obtained from the Trade Statistics and Agricultural Statistics. Starting from 2013, indices of producer prices of agricultural and fishing products shall be calculated according to the new methodology that is harmonized with the European standards.

The survey covers companies and entrepreneurs which are purchasing products of agriculture and fisheries directly from family holdings in order to sell or process purchased products, as well as legal entities that sell products of agriculture and fisheries from their own production.

Data are published about 12<sup>th</sup> of each month (the reference period m-2), in the edition Statistical Release, with the mark CN40, and they are also presented on the website of the Statistical Office of the Republic of Serbia ([www.stat.gov.rs](http://www.stat.gov.rs)).

---

Contact: [vladimir.miletic@stat.gov.rs](mailto:vladimir.miletic@stat.gov.rs) Phone: +381-11/2412-922 Ext. 370

Published and printed by: Statistical Office of the Republic of Serbia, Belgrade, 5, Milana Rakica St

Phone: +381-11/2412-922 (operator) • Fax:2411-260 • [www.stat.gov.rs](http://www.stat.gov.rs)

Responsible: Dr Miladin Kovačević, Director

Issued monthly