

STATISTICAL RELEASE

SN40

Number 173 • Year LXX, 01/07/2020

Population statistics

SERB173 SN40 010720

Vital events, 2019

In 2019, there were 64 399 live births and 101 458 deaths recorded in the Republic of Serbia. The natural increase was -37 059. The estimated population number in the Republic of Serbia in 2019 amounted to 6 945 235. The mentioned values are the result of cumulative negative demographic effects over a longer period of time.

Table 1. Vital events, 2010–2019

	2010	2011	2012	2013	2014	2015	2016	2017	2018	2019	Average age (2010–2019)
Live births	68 304	65 598	67 257	65 554	66 461	65 657	64 734	64 894	63 975	64 399	65 683
Deaths	103 211	102 935	102 400	100 300	101 247	103 678	100 834	103 722	101 655	101 458	102 144
Natural increase	-34 907	-37 337	-35 143	-34 746	-34 786	-38 021	-36 100	-38 828	-37 680	-37 059	-36 461

From 2010 to 2019 the number of population in the Republic of Serbia decreased by about 364 607, based only on natural increase. The annual average fall in the number of population of about 36 461 persons indicates that one municipality of the size of Velika Plana or Savski venac disappears every year.

The natural increase rate in the Republic of Serbia was -5.3‰ (a decrease by 0.1‰ compared with the value in 2018). The Beogradski region had, alike in 2018, the lowest natural increase value (-2.1‰), while the highest negative value was recorded in the Region Južne i Istočne Srbije (-7.8‰).

Table 2. Vital events per 1000 population, 2019

	Per 1000 population		
	Live births	Deaths	Natural increase
REPUBLIC OF SERBIA	9.3	14.6	-5.3
SRBIJA – SEVER	9.9	13.7	-3.8
Beogradski region	10.7	12.8	-2.1
Region Vojvodine	9.2	14.7	-5.5
SRBIJA – JUG	8.6	15.5	-6.9
Region Šumadije i Zapadne Srbije	8.7	14.9	-6.2
Region Južne i Istočne Srbije	8.5	16.3	-7.8
Region Kosovo i Metohija

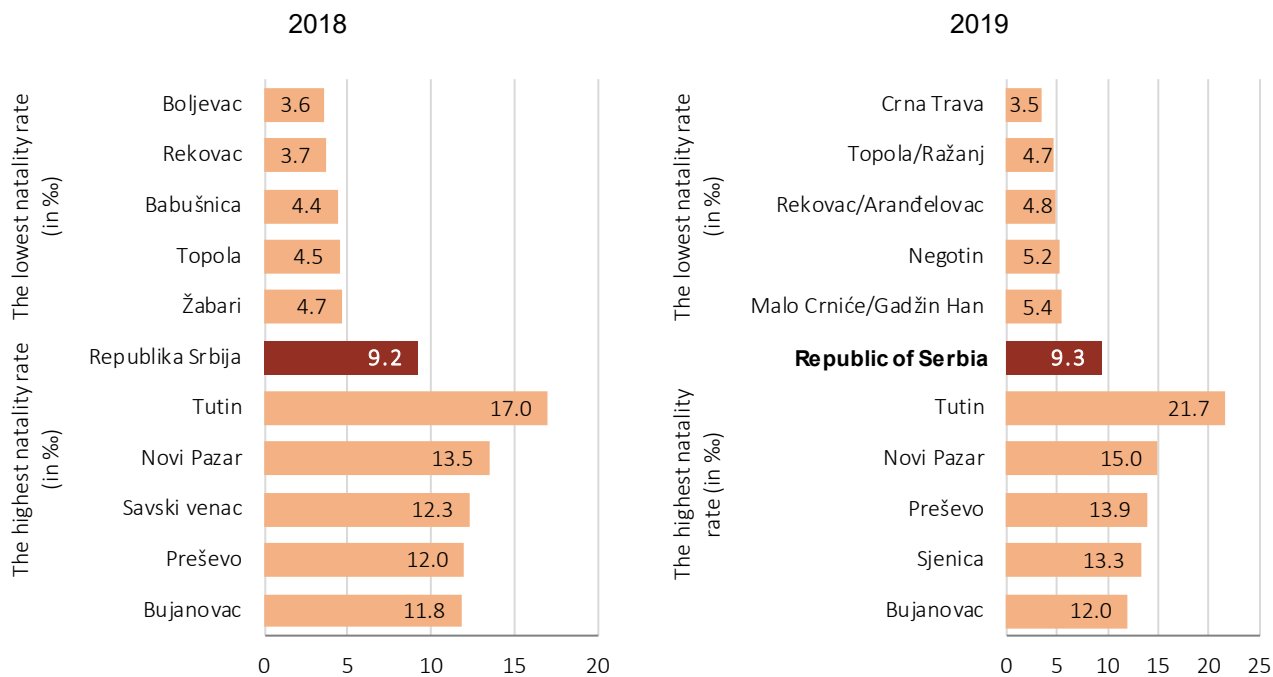
Unfavourable tendencies in the natural increase of the population of the Republic of Serbia, and especially regional differences, can be viewed more completely at town/municipality level.

Of the total number of towns/municipalities in the Republic of Serbia, the natural increase rate in 2019 was positive only in seven towns/municipalities (one more than in 2018).

Table 3. Towns/municipalities with positive natural increase rates, 2019

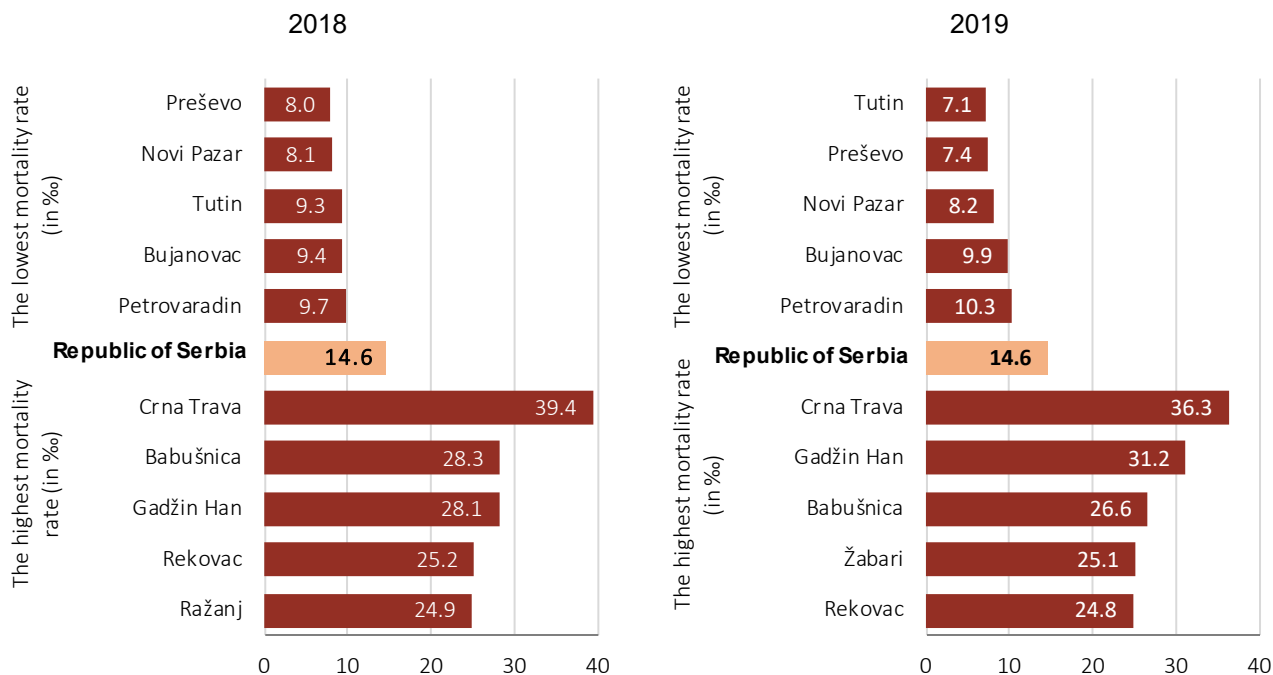
Zvezdara	0.3
Novi Sad	0.9
Sjenica	1.6
Bujanovac	2.1
Preševo	6.4
Novi Pazar	6.7
Tutin	14.5

Chart 1. Towns/municipalities with the lowest and highest natality rates



The largest number of children, 19 884, were born to women aged 30–34. The average age of women at child birth in 2019 was 30.1 years, while the average age of women at birth of the first child was 28.7. In urban settlements the average age of women was 30.9 and in other settlements 28.5 years. The number of live births in urban settlements accounts for 66.5% and in other settlements for 33.5% of the total number of live births. The total fertility rate, i.e. total number of live births per woman was 1.5 in 2019.

Chart 2. Towns/municipalities with the lowest and highest mortality rates

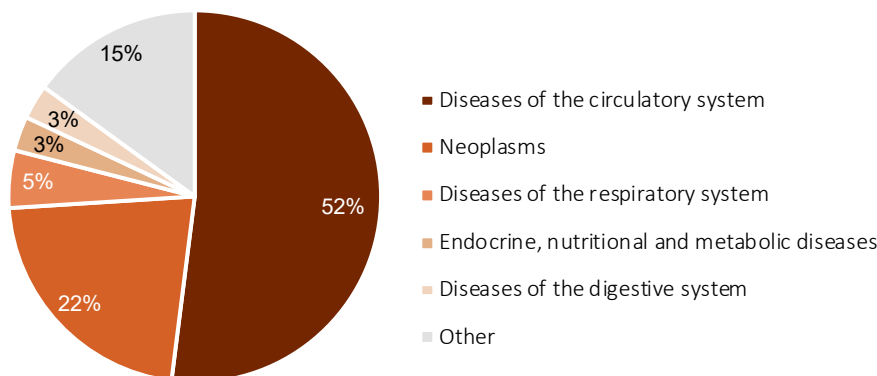


Based on data for 2019 there were 101 458 deaths (51 309 men and 50 149 women) recorded in the Republic of Serbia. The average age at death in the Republic of Serbia was 75.1 years. The largest number of deaths occurred in the age interval from 75 to 84. Observed by sex, there were more women's deaths – 54.6% than men's – 45.4% among the persons of that age interval.

The number of violent deaths increased slightly compared with the previous year, amounting to 2 833 in 2019. The number of suicides was by 8 cases smaller than in 2018, when it was 941.

The leading cause of death in both sexes was diseases of the circulatory system, which took 52 330 persons (51.6% of the total number of deaths): 24 112 men and 28 218 women. The second most frequent cause of death related to cancer which in 2019 claimed the lives of 21 976 persons (21.7% of the total number of deaths), i.e. 12 483 men and 9 493 women, and diseases of the respiratory system were the third cause of death, of which 5 504 persons (5.4%) died, i.e. 3 220 men and 2 284 women.

Chart 3. Deaths by cause of death, 2019



Methodological explanations:

General natality rate is the number of live births per 1000 inhabitants in the reference year.

General mortality rate is number of deaths per 1000 inhabitants in the reference year.

Natural increase rate is the difference between the natality rate and mortality rate in the reference year.

Estimated number of population in 2019 is calculated on the basis of the 2011 Population Census, natural increase and internal migrations.

Causes of death

The data on causes of deaths are based on the concept of the main cause of death. The main cause of death is defined as "a) disease or injury that initiated a series of disorders that directly caused death or b) circumstances of an accident or violence that caused fatal injury" (ICD-10).

Type of settlement

In order to present data by type of settlement, we used the so-called administrative-legal criteria, according to which settlements are divided into "urban"(those that have obtained this status through a legal act of the respective local self-government unit) and into "other".

Starting from 1998 the Statistical Office of the Republic of Serbia has not available data for AP Kosovo and Metohija therefore these data are not included in the coverage for the Republic of Serbia (total).

Contact: mirjana.popovic@stat.gov.rs, phone: 011 2412-922 ext. 270

Published and printed by: Statistical Office of the Republic of Serbia, Milana Rakica 5, Belgrade

Phone: +381 11 2412922 • Fax: +381 11 2411260 • www.stat.gov.rs

Responsible: Dr Miladin Kovačević, Director

Circulation: 20 • Issued annually