

# STATISTICAL RELEASE

# CN40

Number 121 - Year LXX, 12.05.2020.

SERB121 CN40 120520

## Prices statistics

### Indices of producer prices of agricultural and fishing products, March 2020

Producer prices of agricultural and fishing products in March 2020, compared to the same month of 2019, were increased by 1.1% average.

Observed by main product groups, compared to the same month of the previous year, the biggest impact on the fall in prices was noted in the groups: Animals (8,4%) и Fruit (33,2%).

Producer prices of agricultural and fishing products in March 2020, compared to February 2020, were increased by 0.1% average.

Observed by main product groups in March 2020, compared to the previous month, the biggest impact on the price increase was noted in groups: Animals (0.4%) and Fruit (13.6%).

Producer prices of agricultural and fishing products in period January-March 2020, compared to same period 2019, on average decreased by 0.6%.

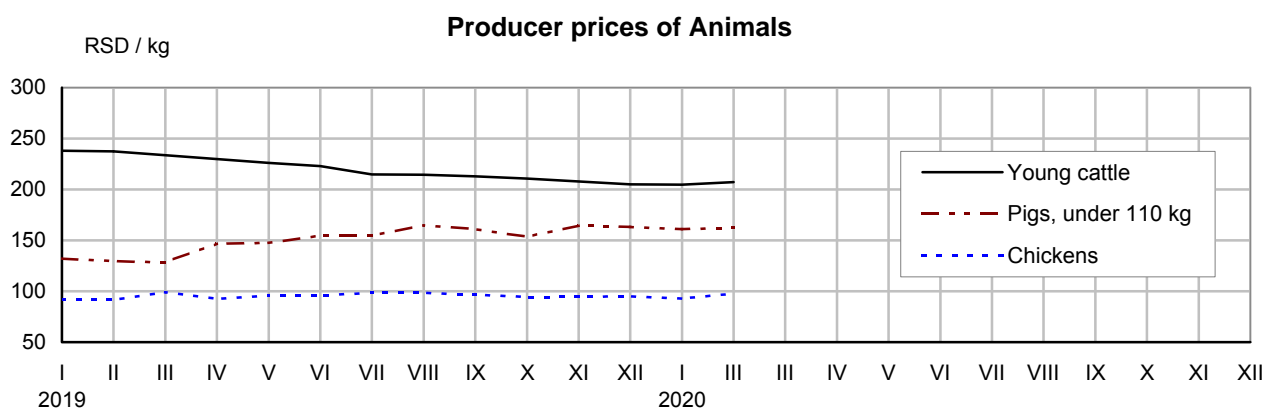
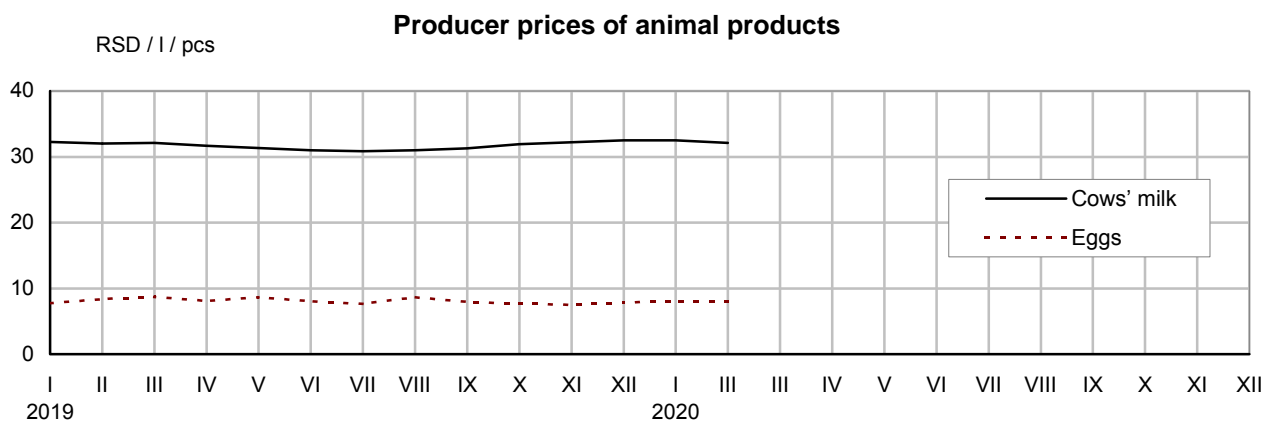
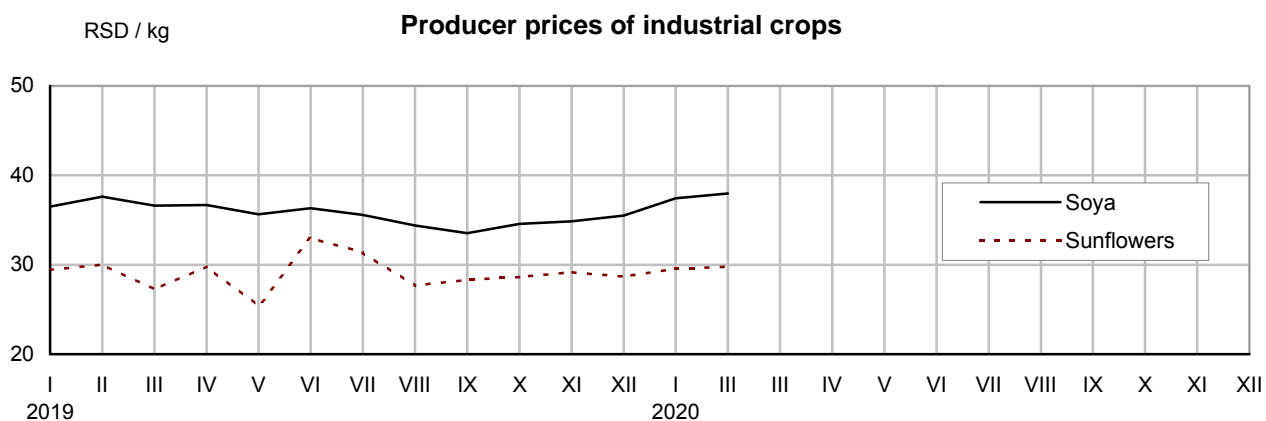
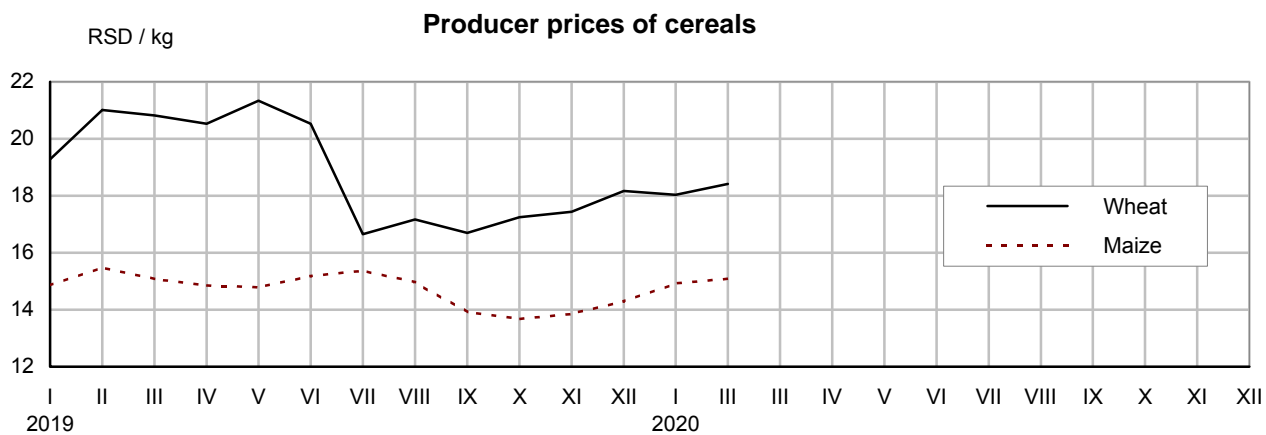
Observed by main groups of products, in period January-March 2020 compared to same period 2019, the biggest impact on the fall in prices was noted in the groups: Cereals (-0.6%) and Vegetables (-38.8%).

### Indices of producers' prices of products of agriculture and fishing

 Republic of Serbia<sup>1)</sup>

	$\frac{\text{III 2020}}{\text{III 2019}}$	$\frac{\text{III 2020}}{\text{II 2020}}$	$\frac{\text{III 2020}}{\text{Ø 2019}}$	$\frac{\text{I-III 2020}}{\text{Ø 2019}}$	$\frac{\text{I-III 2020}}{\text{I-III 2019}}$	$\frac{\text{III 2020}}{\text{XII 2019}}$
<i>By sectors</i>						
<b>Agriculture and fishing</b>	<b>101.1</b>	<b>100.1</b>	<b>102.5</b>	<b>100.9</b>	<b>99.4</b>	<b>105.3</b>
Agriculture	101.2	100.1	102.5	100.9	99.5	105.4
Crop production	98.6	99.6	102.4	99.2	95.1	109.5
Fruit growing and viticulture	133.2	113.6	134.3	116.8	111.0	117.3
Livestock breeding	103.5	100.4	101.8	101.8	103.6	100.2
Processing from own production	103.8	108.1	102.4	99.1	100.3	100.3
Fishing	91.3	98.5	98.5	98.8	93.4	104.7
<i>By groups of product, total</i>						
Cereals	99.8	100.2	103.1	98.4	94.4	113.6
Wheat	90.1	99.9	101.3	100.8	90.8	101.2
Maize	99.7	98.7	103.6	103.7	99.2	105.7
Industrial crops	96.3	97.6	100.7	103.4	99.9	95.6
Potatoes	76.1	98.6	94.9	93.4	78.9	103.7
Vegetables	66.3	91.9	86.3	79.8	61.2	108.5
Fruit	133.2	113.6	134.3	116.8	111.0	117.3
Animals	108.4	100.4	102.9	102.6	108.1	100.9
Cattle	91.2	101.4	95.8	94.7	89.1	101.2
Pigs	124.4	99.3	108.4	108.1	123.5	100.0
Poultry	96.3	101.6	97.8	96.6	97.7	103.0
Animal products	99.2	100.5	100.8	101.1	99.8	99.5
Milk	100.1	99.8	101.0	101.6	100.5	98.9
Eggs	94.3	103.1	101.7	100.8	97.2	104.8

<sup>1)</sup> Starting from 1999 the Statistical Office of the Republic of Serbia has not at disposal and may not provide available certain data relative to Kosovo and Metohia and therefore these data are not included in the coverage for the Republic of Serbia (total).



### **Methodological explanations**

The aim of the survey is the calculation of average prices and indices of producer prices of agricultural and fishing products. Average prices of agricultural and fishing products are calculated based on quantities and values of purchased and sold products, obtained from the Trade Statistics and Agricultural Statistics. Starting from 2013, indices of producer prices of agricultural and fishing products shall be calculated according to the new methodology that is harmonized with the European standards.

The survey covers companies and entrepreneurs which are purchasing products of agriculture and fisheries directly from family holdings in order to sell or process purchased products, as well as legal entities that sell products of agriculture and fisheries from their own production.

Data are published about 12<sup>th</sup> of each month (the reference period m-2), in the edition Statistical Release, with the mark CN40, and they are also presented on the website of the Statistical Office of the Republic of Serbia ([www.stat.gov.rs](http://www.stat.gov.rs)).

---

Contact: [vladimir.miletic@stat.gov.rs](mailto:vladimir.miletic@stat.gov.rs) Phone: +381-11/2412-922 Ext. 370

Published and printed by: Statistical Office of the Republic of Serbia, Belgrade, 5, Milana Rakica St

Phone: +381-11/2412-922 (operator) • Fax:2411-260 • [www.stat.gov.rs](http://www.stat.gov.rs)

Responsible: Dr Miladin Kovačević, Director

Issued monthly