

# STATISTICAL RELEASE

# CN40

Number 96 - Year LXX, 13.04.2020.

SERB096 CN40 130420

## Prices statistics

### Indices of producer prices of agricultural and fishing products, February 2020

Producer prices of agricultural and fishing products in February 2020, compared to the same month of 2019, were decreased by 0.5% average.

Observed by main product groups, compared to the same month of the previous year, the biggest impact on the fall in prices was noted in the groups: Cereals (-6.2%), Vegetables (-34.7%) and Potatoes (-18.8%).

Producer prices of agricultural and fishing products in February 2020, compared to January 2020, were increased by 2.4% average.

Observed by main product groups in February 2019, compared to the previous month, the biggest impact on the price increase was noted in groups: Cereals (6.2%), Vegetables (15.4%) and Fruit (6.2%).

Producer prices of agricultural and fishing products in period January-February 2020, compared to same period 2019, on average decreased by 1.1%.

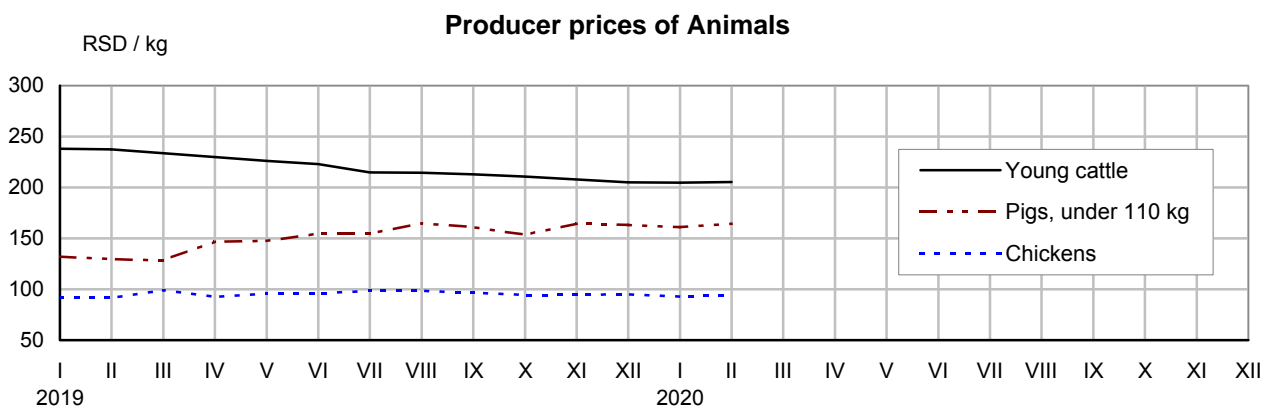
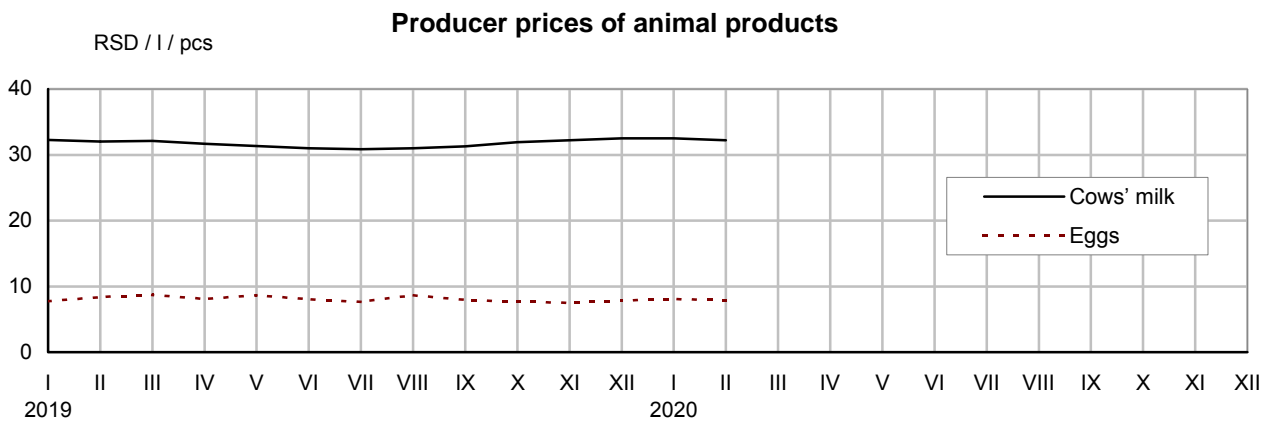
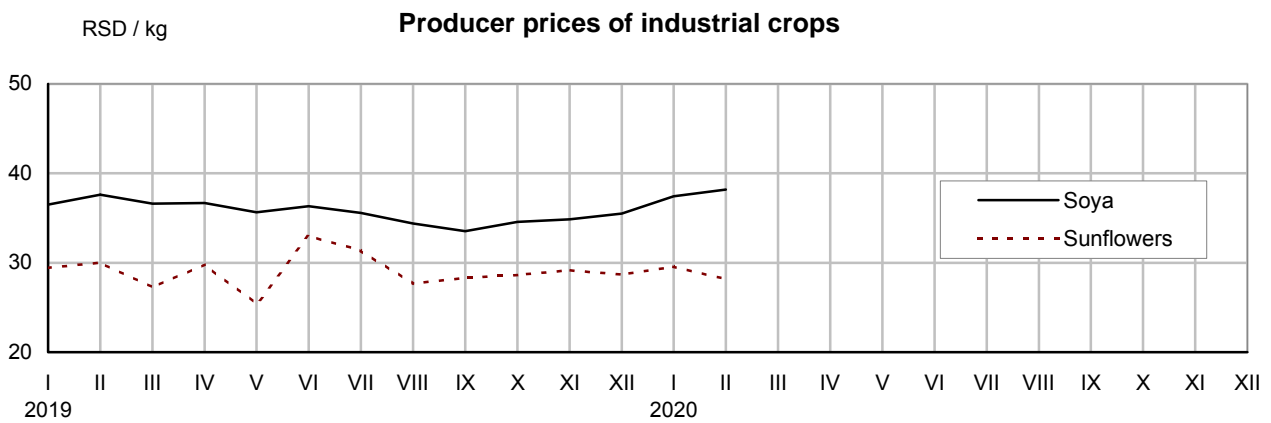
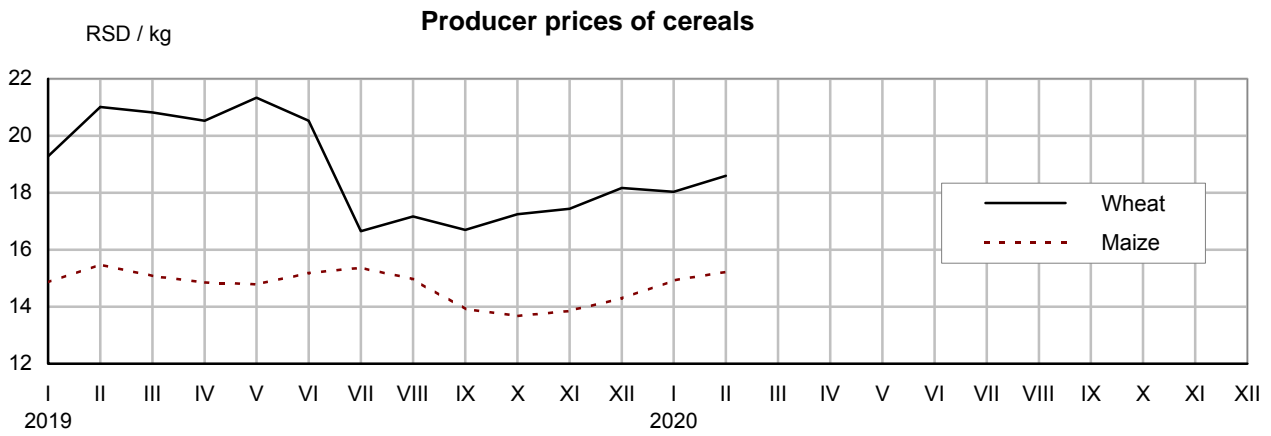
Observed by main groups of products, in period January-February 2019 compared to same period 2019, the biggest impact on the fall in prices was noted in the groups: Cereals (-7.9%), Vegetables (-40.1%) and Potatoes (-19.8%).

### Indices of producers' prices of products of agriculture and fishing

 Republic of Serbia<sup>1)</sup>

	$\frac{\text{II 2020}}{\text{II 2019}}$	$\frac{\text{II 2020}}{\text{I 2020}}$	$\frac{\text{II 2020}}{\text{Ø 2019}}$	$\frac{\text{I-II 2020}}{\text{Ø 2019}}$	$\frac{\text{I-II 2020}}{\text{I-II 2019}}$	$\frac{\text{II 2020}}{\text{XII 2019}}$
<i>By sectors</i>						
<b>Agriculture and fishing</b>	<b>99.5</b>	<b>102.4</b>	<b>102.6</b>	<b>100.3</b>	<b>98.9</b>	<b>103.6</b>
Agriculture	99.5	102.4	102.6	100.3	98.9	103.5
Crop production	94.5	105.5	103.3	98.0	93.5	108.4
Fruit growing and viticulture	112.6	106.2	118.1	113.7	106.4	103.2
Livestock breeding	103.5	99.7	101.4	101.8	103.6	99.6
Processing from own production	97.5	96.5	95.8	98.1	99.3	93.2
Fishing	95.7	101.8	100.1	98.9	94.4	106.6
<i>By groups of product, total</i>						
Cereals	93.8	106.2	103.0	96.5	92.1	109.2
Wheat	89.4	101.3	101.4	100.6	91.3	101.3
Maize	97.9	101.8	104.9	103.8	98.7	107.1
Industrial crops	101.7	101.4	107.1	104.6	102.0	103.8
Potatoes	81.2	104.5	96.3	93.1	80.2	105.2
Vegetables	65.3	115.4	88.7	78.2	59.9	118.2
Fruit	112.6	106.2	118.1	113.7	106.4	103.2
Animals	109.2	100.9	102.9	102.5	107.9	100.4
Cattle	88.2	100.1	94.5	94.4	88.2	99.8
Pigs	126.6	101.5	109.1	108.1	123.1	100.7
Poultry	99.9	100.0	96.2	96.2	99.2	101.3
Animal products	98.9	98.6	100.2	101.2	100.1	98.8
Milk	100.2	99.0	101.1	101.8	100.5	99.0
Eggs	93.5	97.3	98.7	100.5	99.6	101.7

<sup>1)</sup> Starting from 1999 the Statistical Office of the Republic of Serbia has not at disposal and may not provide available certain data relative to Kosovo and Metohia and therefore these data are not included in the coverage for the Republic of Serbia (total).



### **Methodological explanations**

The aim of the survey is the calculation of average prices and indices of producer prices of agricultural and fishing products. Average prices of agricultural and fishing products are calculated based on quantities and values of purchased and sold products, obtained from the Trade Statistics and Agricultural Statistics. Starting from 2013, indices of producer prices of agricultural and fishing products shall be calculated according to the new methodology that is harmonized with the European standards.

The survey covers companies and entrepreneurs which are purchasing products of agriculture and fisheries directly from family holdings in order to sell or process purchased products, as well as legal entities that sell products of agriculture and fisheries from their own production.

Data are published about 12<sup>th</sup> of each month (the reference period m-2), in the edition Statistical Release, with the mark CN40, and they are also presented on the website of the Statistical Office of the Republic of Serbia ([www.stat.gov.rs](http://www.stat.gov.rs)).

---

Contact: [vladimir.miletic@stat.gov.rs](mailto:vladimir.miletic@stat.gov.rs) Phone: +381-11/2412-922 Ext. 370

Published and printed by: Statistical Office of the Republic of Serbia, Belgrade, 5, Milana Rakica St

Phone: +381-11/2412-922 (operator) • Fax:2411-260 • [www.stat.gov.rs](http://www.stat.gov.rs)

Responsible: Dr Miladin Kovačević, Director

Issued monthly