

# STATISTICAL RELEASE

# CN40

Number 8 - Year LXX, 13.01.2020.

SERB008 CN40 130120

## Prices statistics

### Indices of producer prices of agricultural and fishing products, November 2019

Producer prices of agricultural and fishing products in November 2019, compared to the same month of 2018, were increased by 1.5% average.

Observed by main product groups, compared to the same month of the previous year, the biggest impact on the rise in prices was noted in the groups: Animals (9.4%) and Fruit (9.9%).

Producer prices of agricultural and fishing products in November 2019, compared to October 2019, were increased by 1.4% average.

Observed by main product groups in November 2019, compared to the previous month, the biggest impact on the price increase was noted in groups: Animals (4.4%) and Fruit (15.0%).

Producer prices of agricultural and fishing products in period January-November 2019, compared to same period 2018, on average increased by 1.7%.

Observed by main groups of products, in period January-November 2019 compared to same period 2018, the biggest impact on the rise in prices was noted in the groups: Fruit (27.0%), Vegetables (22.2%) and Potatoes (26.2%).

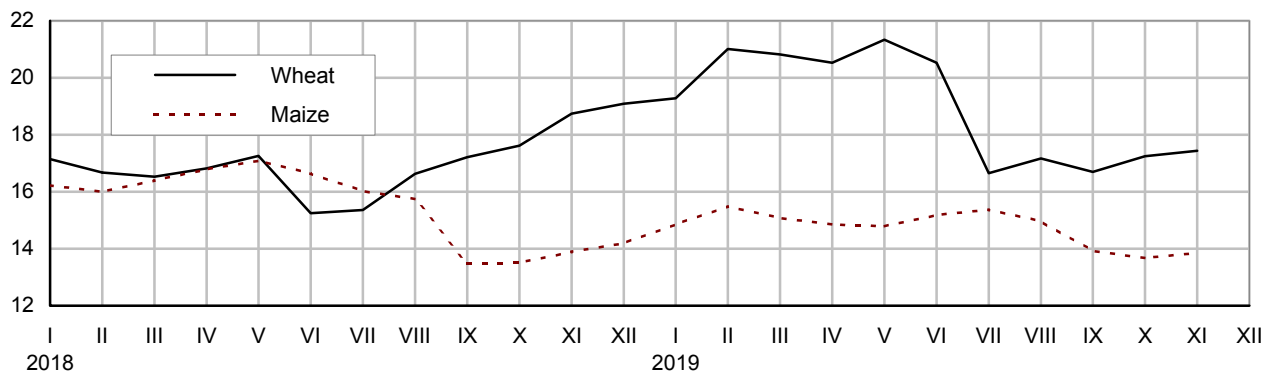
### Indices of producers' prices of products of agriculture and fishing

 Republic of Serbia<sup>1)</sup>

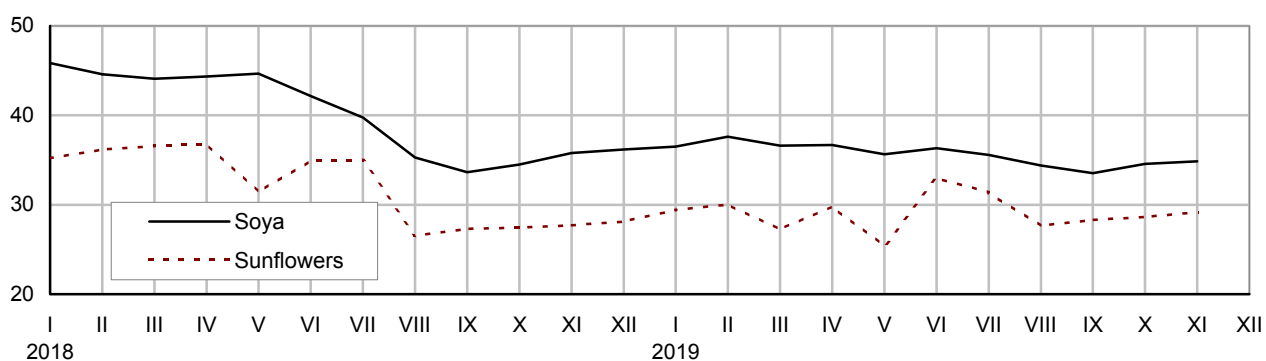
	$\frac{\text{XI 2019}}{\text{XI 2018}}$	$\frac{\text{XI 2019}}{\text{X 2019}}$	$\frac{\text{XI 2019}}{\text{Ø 2018}}$	$\frac{\text{I-XI 2019}}{\text{Ø 2018}}$	$\frac{\text{I-XI 2019}}{\text{I-XI 2018}}$	$\frac{\text{XI 2019}}{\text{XII 2018}}$
<i>By sectors</i>						
<b>Agriculture and fishing</b>	<b>101.5</b>	<b>101.4</b>	<b>99.9</b>	<b>102.8</b>	<b>101.7</b>	<b>100.4</b>
Agriculture	101.5	101.4	99.9	102.8	101.7	100.4
Crop production	99.8	100.4	99.4	103.1	100.9	98.9
Fruit growing and viticulture	109.9	115.0	84.6	123.5	127.0	108.2
Livestock breeding	105.1	102.5	102.9	99.1	99.0	103.0
Processing from own production	101.7	97.5	106.7	102.9	102.4	100.0
Fishing	99.4	96.9	97.4	100.7	97.0	99.0
<i>By groups of product, total</i>						
Cereals	98.7	101.5	97.5	102.8	100.8	97.2
Wheat	94.5	104.1	106.5	112.7	112.4	92.5
Maize	100.3	101.1	95.5	100.8	96.7	98.6
Industrial crops	101.4	99.1	101.9	101.7	99.3	101.6
Potatoes	95.9	107.6	96.2	123.7	126.2	85.3
Vegetables	78.7	97.7	82.6	129.1	122.2	71.8
Fruit	109.9	115.0	84.6	123.5	127.0	108.2
Animals	109.4	104.4	104.7	97.8	97.4	105.8
Cattle	87.5	99.3	89.5	96.1	96.4	89.3
Pigs	124.1	108.4	114.1	99.9	99.3	115.5
Poultry	92.9	82.0	92.0	92.3	91.1	96.4
Animal products	100.4	100.3	100.8	100.4	100.5	99.9
Milk	99.9	100.7	101.2	100.1	100.2	99.3
Eggs	100.3	97.5	98.8	105.4	104.7	99.8

<sup>1)</sup> Starting from 1999 the Statistical Office of the Republic of Serbia has not at disposal and may not provide available certain data relative to Kosovo and Metohia and therefore these data are not included in the coverage for the Republic of Serbia (total).

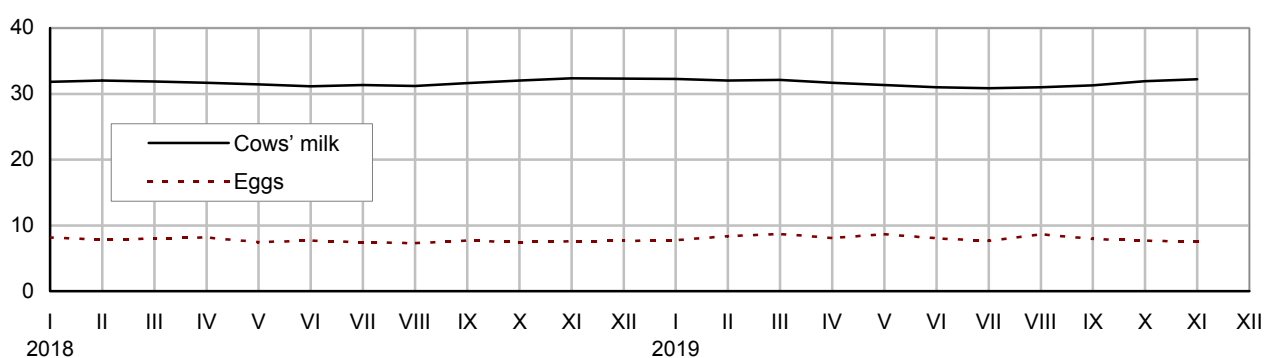
RSD / kg **Producer prices of cereals**



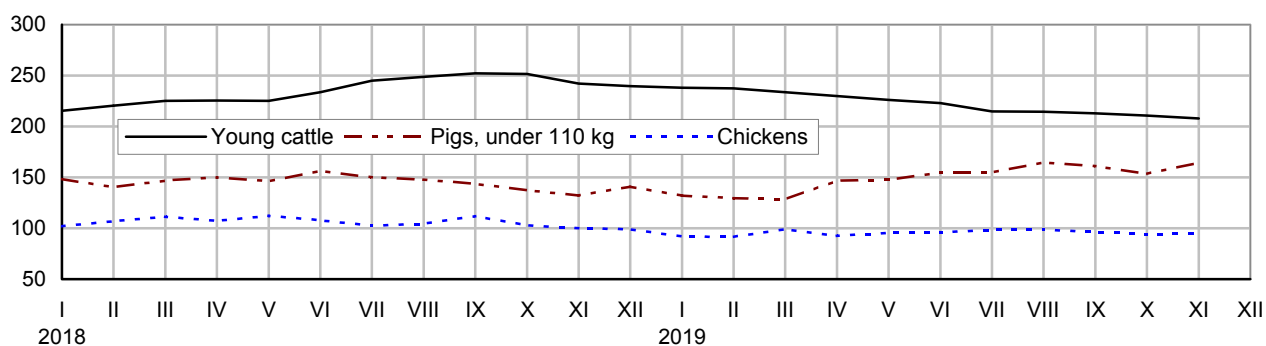
RSD / kg **Producer prices of industrial crops**



RSD / l / pcs **Producer prices of animal products**



RSD / kg **Producer prices of Animals**



### **Methodological explanations**

The aim of the survey is the calculation of average prices and indices of producer prices of agricultural and fishing products. Average prices of agricultural and fishing products are calculated based on quantities and values of purchased and sold products, obtained from the Trade Statistics and Agricultural Statistics. Starting from 2013, indices of producer prices of agricultural and fishing products shall be calculated according to the new methodology that is harmonized with the European standards.

The survey covers companies and entrepreneurs which are purchasing products of agriculture and fisheries directly from family holdings in order to sell or process purchased products, as well as legal entities that sell products of agriculture and fisheries from their own production.

Data are published about 12<sup>th</sup> of each month (the reference period m-2), in the edition Statistical Release, with the mark CN40, and they are also presented on the website of the Statistical Office of the Republic of Serbia ([www.stat.gov.rs](http://www.stat.gov.rs)).

---

Contact: [vladimir.miletic@stat.gov.rs](mailto:vladimir.miletic@stat.gov.rs) Phone: +381-11/2412-922 Ext. 370

Published and printed by: Statistical Office of the Republic of Serbia, Belgrade, 5, Milana Rakica St

Phone: +381-11/2412-922 (operator) • Fax:2411-260 • [www.stat.gov.rs](http://www.stat.gov.rs)

Responsible: Dr Miladin Kovačević, Director

Issued monthly