

STATISTICAL RELEASE

CN40

Number 219 - Year LXIX, 12.08.2019.

SERB219 CN40 120819

Prices statistics

Indices of producer prices of agricultural and fishing products, June 2019

Producer prices of agricultural and fishing products in June 2019, compared to the same month of 2018, were increased by 7.4% average.

Observed by main product groups, compared to the same month of the previous year, the biggest impact on the rise in prices was noted in the groups: Fruit (31.7%), Cereals (3.3%), Vegetables (11.9%) and Potatoes (14.2%). The fall of prices was noted in group Industrial crops (-8.1%).

Producer prices of agricultural and fishing products in June 2019, compared to May 2019, were decreased by 5.6% average.

Observed by main product groups in June 2019, compared to the previous month, the biggest impact on the price decrease was noted in groups: Fruit (-22.7%), Industrial crops (-1.6%), Vegetables (-24.5%) and Potatoes (-28.9%).

Producer prices of agricultural and fishing products in period January-June 2019, compared to same period 2018, on average decreased by 2.4%.

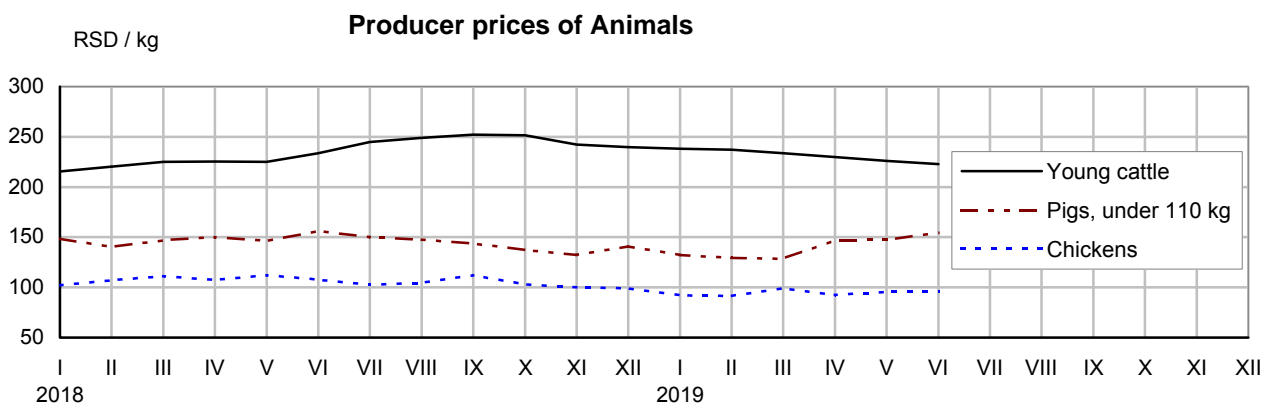
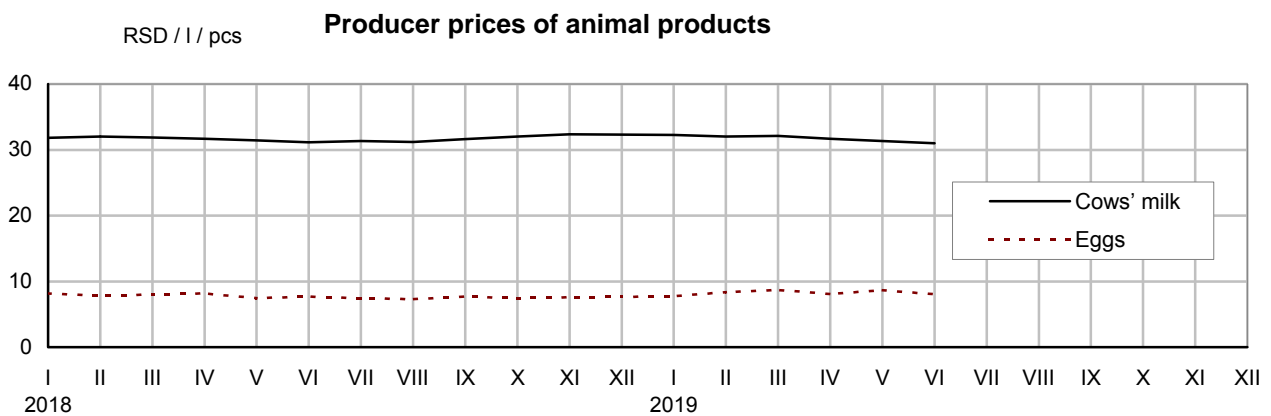
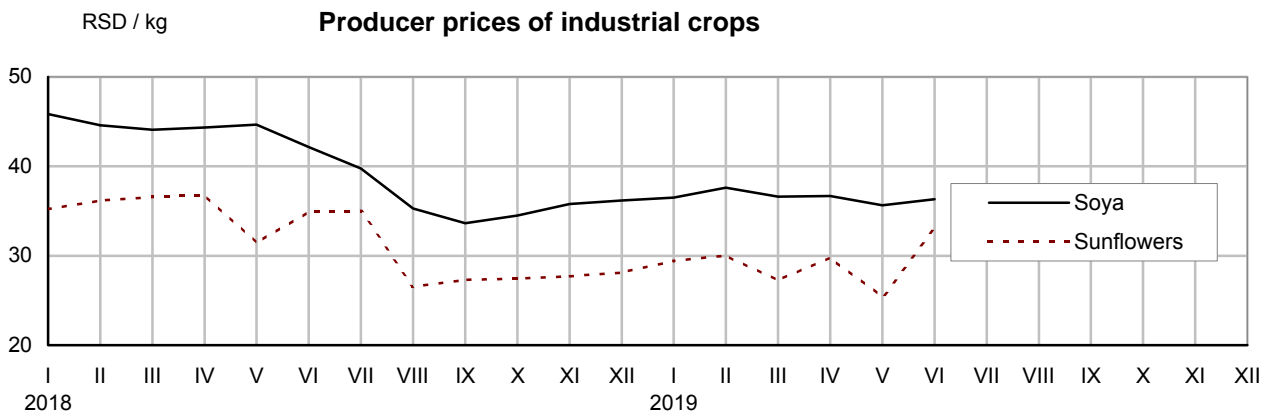
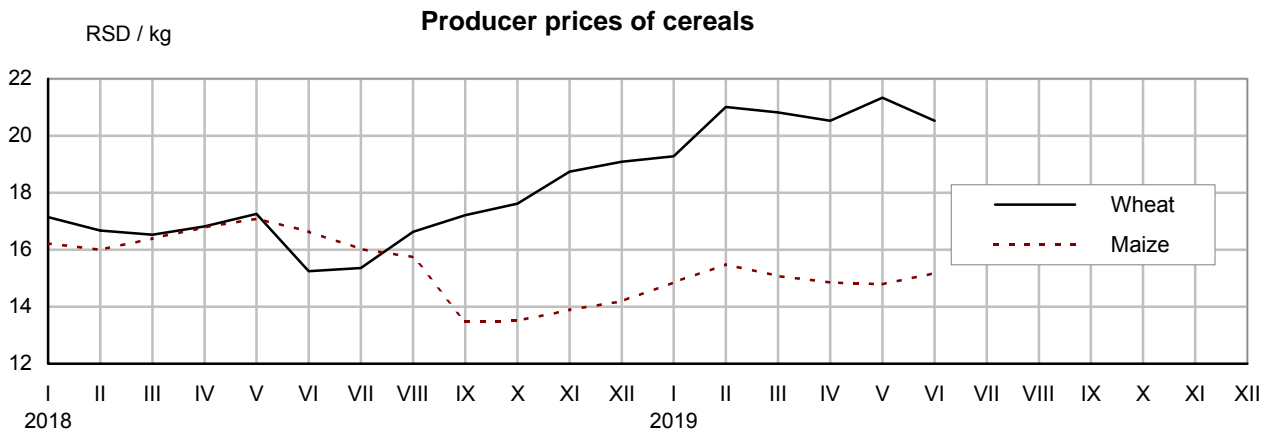
Observed by main groups of products, in period January-June 2019 compared to same period 2018, the biggest impact on the fall in prices was noted in the groups: Industrial crops (-14.6%) and Animals (-4.6%).

Indices of producers' prices of products of agriculture and fishing

 Republic of Serbia¹⁾

	$\frac{VI\ 2019}{VI\ 2018}$	$\frac{VI\ 2019}{V\ 2019}$	$\frac{VI\ 2019}{\emptyset\ 2018}$	$\frac{I-VI\ 2019}{\emptyset\ 2018}$	$\frac{I-VI\ 2019}{I-VI\ 2018}$	$\frac{VI\ 2019}{XII\ 2018}$
<i>By sectors</i>						
Agriculture and fishing	107.4	94.4	110.8	101.8	97.6	109.4
Agriculture	107.4	94.3	110.9	101.8	97.6	109.4
Crop production	101.6	98.5	107.0	104.2	96.1	103.2
Fruit growing and viticulture	131.7	77.3	133.1	115.5	109.5	133.3
Livestock breeding	98.3	100.9	100.3	98.4	98.0	100.7
Processing from own production	98.0	99.6	99.8	103.3	104.5	92.2
Fishing	102.9	100.9	101.7	100.7	93.7	103.5
<i>By groups of product, total</i>						
Cereals	103.3	100.5	108.7	103.7	97.6	104.4
Wheat	125.8	97.4	121.5	120.8	121.0	105.5
Maize	91.1	101.9	103.4	102.7	91.4	106.8
Industrial crops	91.9	98.4	98.1	100.8	85.4	98.3
Potatoes	114.2	71.1	124.9	139.0	147.5	110.7
Vegetables	111.9	75.5	116.3	141.6	132.8	103.8
Fruit	131.7	77.3	133.1	115.5	109.5	133.3
Animals	97.7	103.2	102.2	95.8	95.4	103.3
Cattle	95.8	101.2	95.9	98.2	102.4	95.7
Pigs	99.5	104.7	107.3	95.6	93.2	108.5
Poultry	92.1	102.3	93.2	90.9	89.8	97.6
Animal products	98.9	98.6	98.2	100.7	100.5	97.8
Milk	99.3	98.9	97.8	100.4	100.6	96.0
Eggs	103.0	93.2	104.1	106.3	103.2	105.2

¹⁾ Starting from 1999 the Statistical Office of the Republic of Serbia has not at disposal and may not provide available certain data relative to Kosovo and Metohia and therefore these data are not included in the coverage for the Republic of Serbia (total).



Methodological explanations

The aim of the survey is the calculation of average prices and indices of producer prices of agricultural and fishing products. Average prices of agricultural and fishing products are calculated based on quantities and values of purchased and sold products, obtained from the Trade Statistics and Agricultural Statistics. Starting from 2013, indices of producer prices of agricultural and fishing products shall be calculated according to the new methodology that is harmonized with the European standards.

The survey covers companies and entrepreneurs which are purchasing products of agriculture and fisheries directly from family holdings in order to sell or process purchased products, as well as legal entities that sell products of agriculture and fisheries from their own production.

Data are published about 12th of each month (the reference period m-2), in the edition Statistical Release, with the mark CN40, and they are also presented on the website of the Statistical Office of the Republic of Serbia (www.stat.gov.rs).

Contact: vladimir.miletic@stat.gov.rs Phone: +381-11/2412-922 Ext. 370

Published and printed by: Statistical Office of the Republic of Serbia, Belgrade, 5, Milana Rakica St

Phone: +381-11/2412-922 (operator) • Fax:2411-260 • www.stat.gov.rs

Responsible: Dr Miladin Kovačević, Director

Issued monthly