

STATISTICAL RELEASE

CN40

Number 193 - Year LXIX, 12.07.2019.

SERB193 CN40 120719

Prices statistics

Indices of producer prices of agricultural and fishing products, May 2019

Producer prices of agricultural and fishing products in May 2019, compared to the same month of 2018, were decreased by 3.6% average.

Observed by main product groups, compared to the same month of the previous year, the biggest impact on the fall in prices was noted in the groups: Industrial crops (-19,8%) and Cereals (-4.6%). The rise of prices was noted in group Potatoes (72.9%).

Producer prices of agricultural and fishing products in May 2019, compared to April 2019, were decreased by 0.7% average.

Observed by main product groups in May 2019, compared to the previous month, the biggest impact on the price decrease was noted in groups: Industrial crops (-2.4%) and Vegetables (-20.7%). The rise of prices was noted in group Potatoes (31.9%).

Producer prices of agricultural and fishing products in period January-May 2019, compared to same period 2018, on average decreased by 4.1%.

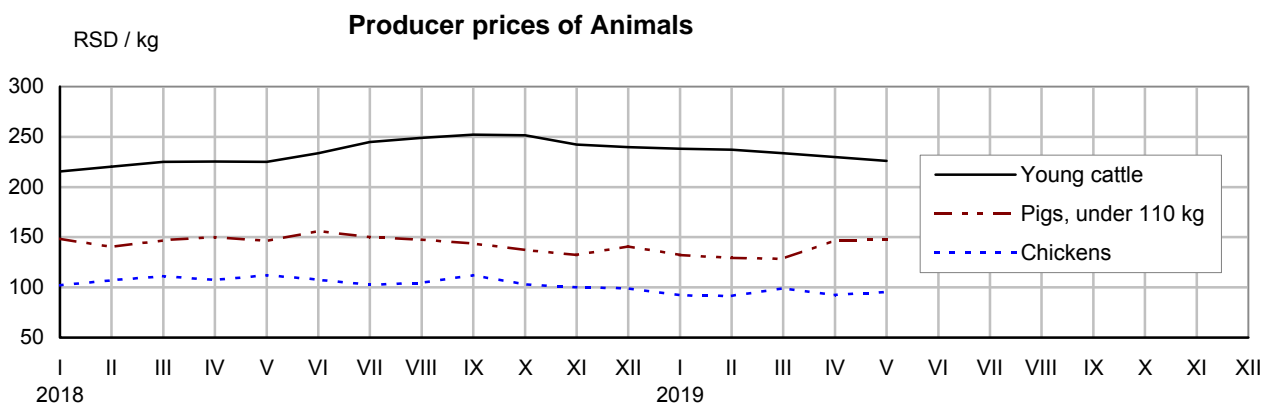
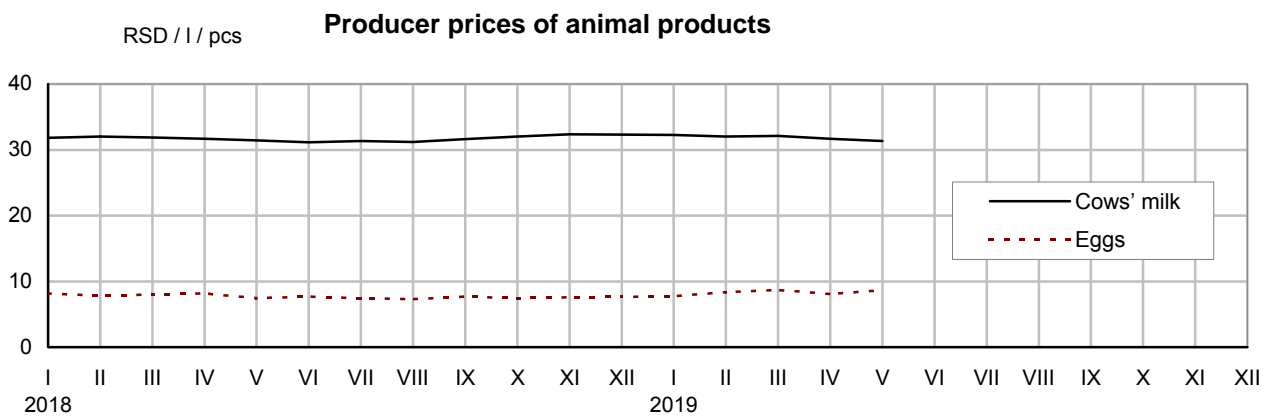
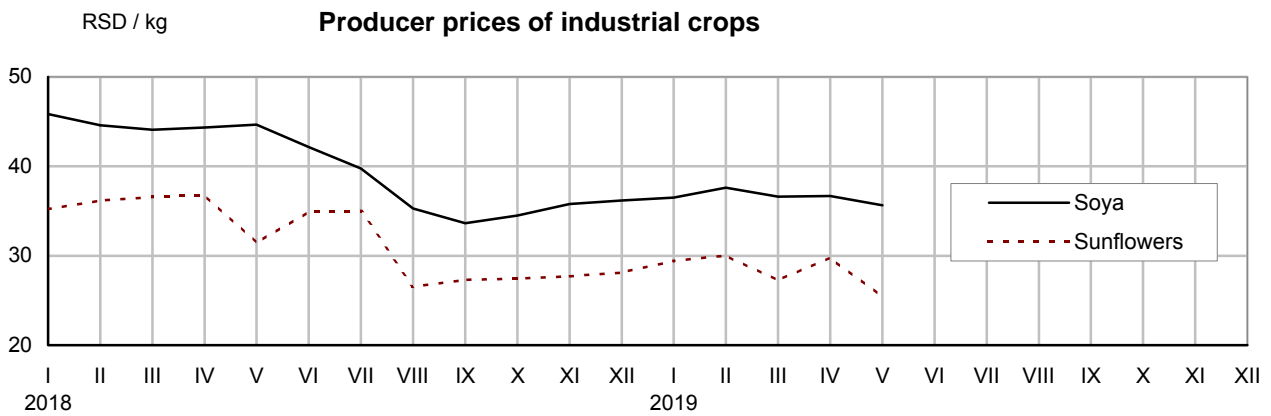
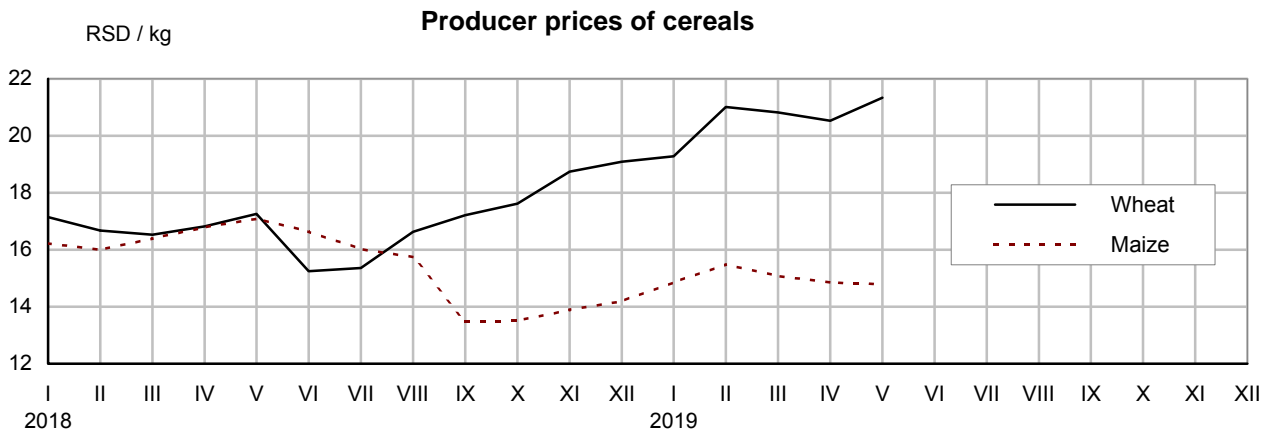
Observed by main groups of products, in period January-May 2019 compared to same period 2018, the biggest impact on the fall in prices was noted in the group Industrial crops (-16.6%). The rise of prices was noted in group Potatoes (50.0%).

Indices of producers' prices of products of agriculture and fishing

 Republic of Serbia¹⁾

	$\frac{V\ 2019}{V\ 2018}$	$\frac{V\ 2019}{IV\ 2019}$	$\frac{V\ 2019}{\emptyset\ 2018}$	$\frac{I-V\ 2019}{\emptyset\ 2018}$	$\frac{I-V\ 2019}{I-V\ 2018}$	$\frac{V\ 2019}{XII\ 2018}$
<i>By sectors</i>						
Agriculture and fishing	96.4	99.3	102.8	100.4	95.9	102.2
Agriculture	96.4	99.3	102.8	100.4	95.9	102.2
Crop production	93.7	98.9	107.9	103.7	95.0	106.0
Fruit growing and viticulture	75.3	97.1	91.5	81.5	66.4	104.1
Livestock breeding	99.9	99.7	99.2	98.2	98.1	99.1
Processing from own production	105.4	101.0	103.4	103.5	105.2	95.7
Fishing	97.7	98.6	101.1	100.6	92.9	102.7
<i>By groups of product, total</i>						
Cereals	95.4	99.7	107.7	103.0	96.7	105.7
Wheat	121.7	102.1	124.8	120.7	119.6	108.3
Maize	86.9	98.9	101.4	102.6	91.5	104.8
Industrial crops	80.2	97.6	98.3	101.2	83.4	99.4
Potatoes	172.9	131.9	175.7	139.6	150.0	155.8
Vegetables	105.0	79.3	157.9	157.1	142.8	142.8
Fruit	75.3	97.1	91.5	81.5	66.4	104.1
Animals	99.2	99.7	98.7	95.1	95.5	99.8
Cattle	97.4	97.9	94.8	98.4	103.7	94.6
Pigs	101.4	100.3	102.5	94.3	93.0	103.7
Poultry	93.5	99.4	91.1	90.7	89.6	95.4
Animal products	100.6	99.6	99.7	101.0	100.5	98.4
Milk	99.8	99.2	98.9	100.7	100.6	97.1
Eggs	116.3	105.6	111.7	106.5	103.0	112.9

¹⁾ Starting from 1999 the Statistical Office of the Republic of Serbia has not at disposal and may not provide available certain data relative to Kosovo and Metohia and therefore these data are not included in the coverage for the Republic of Serbia (total).



Methodological explanations

The aim of the survey is the calculation of average prices and indices of producer prices of agricultural and fishing products. Average prices of agricultural and fishing products are calculated based on quantities and values of purchased and sold products, obtained from the Trade Statistics and Agricultural Statistics. Starting from 2013, indices of producer prices of agricultural and fishing products shall be calculated according to the new methodology that is harmonized with the European standards.

The survey covers companies and entrepreneurs which are purchasing products of agriculture and fisheries directly from family holdings in order to sell or process purchased products, as well as legal entities that sell products of agriculture and fisheries from their own production.

Data are published about 12th of each month (the reference period m-2), in the edition Statistical Release, with the mark CN40, and they are also presented on the website of the Statistical Office of the Republic of Serbia (www.stat.gov.rs).

Contact: vladimir.miletic@stat.gov.rs Phone: +381-11/2412-922 Ext. 370

Published and printed by: Statistical Office of the Republic of Serbia, Belgrade, 5, Milana Rakica St

Phone: +381-11/2412-922 (operator) • Fax:2411-260 • www.stat.gov.rs

Responsible: Dr Miladin Kovačević, Director

Issued monthly