

# STATISTICAL RELEASE

# CN40

Number 120 - Year LXIX, 13.05.2019.

SERB120 CN40 130519

## Prices statistics

### Indices of producer prices of agricultural and fishing products, March 2019

Producer prices of agricultural and fishing products in March 2019, compared to the same month of 2018, were decreased by 5.6% average.

Observed by main product groups, compared to the same month of the previous year, the biggest impact on the fall in prices was noted in the groups: Industrial crops (-20,4%), Animals (-8.2%) and Fruit (-42.9%). The rise of prices was noted in groups: Vegetables (82,8%) and Potatoes (59.9%).

Producer prices of agricultural and fishing products in March 2019, compared to February 2019, were decreased by 2.8% average.

Observed by main product groups in March 2019, compared to the previous month, the biggest impact on the price a decrease was noted in groups: Industrial crops (-7,1%) and Cereals (-5.5%).

Producer prices of agricultural and fishing products in period January-March 2019, compared to same period 2018, on average decreased by 3.9%.

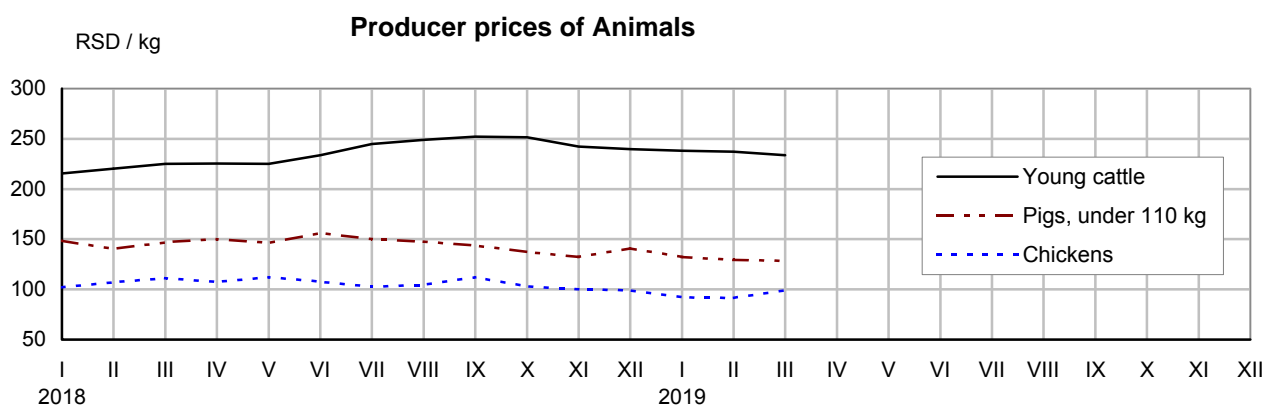
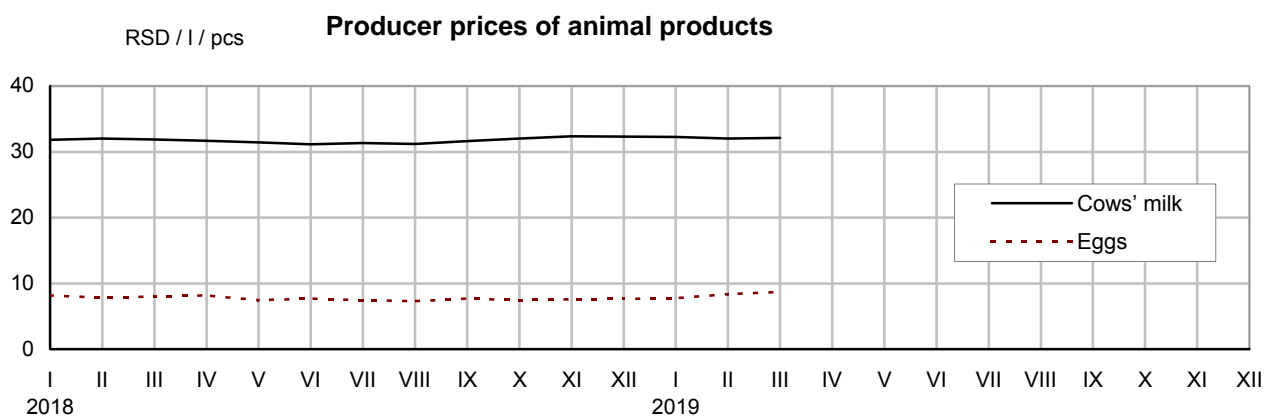
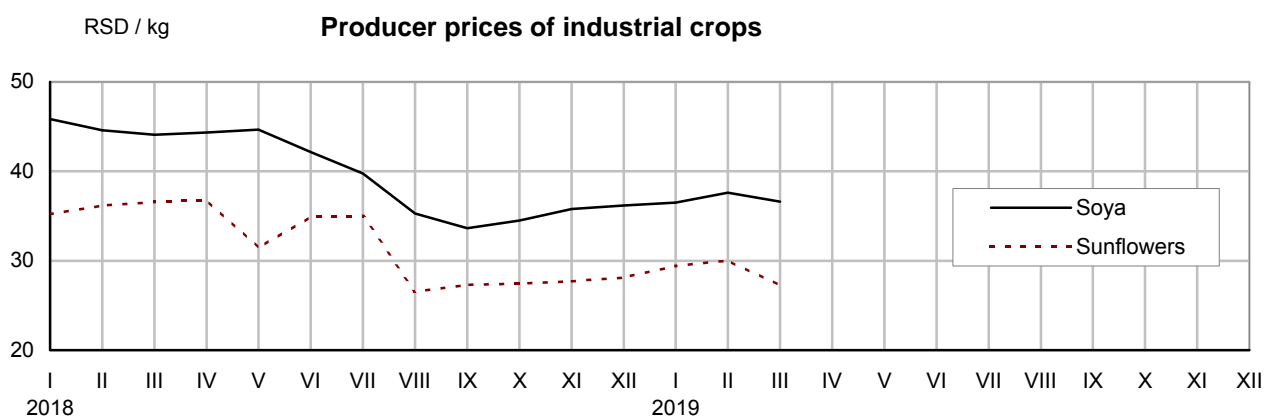
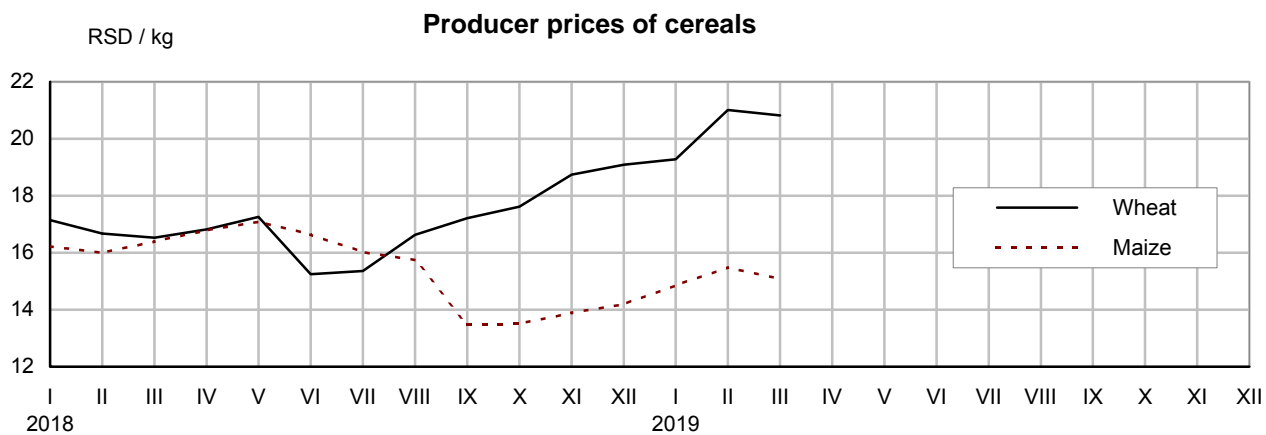
Observed by main groups of products, in period January-March 2019 compared to same period 2018, the biggest impact on the fall in prices was noted in the following groups: Industrial plants (-15.9%), Animals (-5,2%) and Fruit (-34.3%).

### Indices of producers' prices of products of agriculture and fishing

 Republic of Serbia<sup>1)</sup>

	$\frac{\text{III 2019}}{\text{III 2018}}$	$\frac{\text{III 2019}}{\text{II 2019}}$	$\frac{\text{III 2019}}{\text{Ø 2018}}$	$\frac{\text{I-III 2019}}{\text{Ø 2018}}$	$\frac{\text{I-III 2019}}{\text{I-III 2018}}$	$\frac{\text{III 2019}}{\text{XII 2018}}$
<i>By sectors</i>						
<b>Agriculture and fishing</b>	<b>94.4</b>	<b>97.2</b>	<b>99.1</b>	<b>99.8</b>	<b>96.1</b>	<b>99.0</b>
Agriculture	94.3	97.1	99.1	99.8	96.2	98.9
Crop production	93.8	94.6	101.0	102.7	96.2	100.2
Fruit growing and viticulture	57.1	96.9	76.7	81.7	65.7	98.4
Livestock breeding	96.4	100.1	97.4	97.7	97.8	97.4
Processing from own production	105.4	101.9	102.8	103.5	104.9	95.3
Fishing	101.7	103.6	103.2	100.2	90.1	104.8
<i>By groups of product, total</i>						
Cereals	97.2	94.9	101.5	101.8	98.2	99.7
Wheat	124.2	99.1	123.0	120.0	119.3	106.8
Maize	93.5	97.2	102.6	102.9	94.3	106.0
Industrial crops	79.6	92.9	96.0	101.4	84.1	100.0
Potatoes	159.9	101.1	143.8	138.2	150.9	127.5
Vegetables	182.8	96.1	155.3	150.5	193.6	130.3
Fruit	57.1	96.9	76.7	81.7	65.7	98.4
Animals	91.8	99.9	92.8	93.7	94.8	93.8
Cattle	102.8	98.5	98.1	99.3	106.2	97.9
Pigs	87.5	99.3	89.5	91.4	90.8	90.5
Poultry	87.5	104.4	93.3	90.5	88.5	97.8
Animal products	100.6	100.2	101.8	101.3	100.3	100.8
Milk	100.1	99.8	100.6	101.1	100.6	98.7
Eggs	106.9	102.3	112.5	106.1	101.7	113.7

<sup>1)</sup> Starting from 1999 the Statistical Office of the Republic of Serbia has not at disposal and may not provide available certain data relative to Kosovo and Metohia and therefore these data are not included in the coverage for the Republic of Serbia (total).



### **Methodological explanations**

The aim of the survey is the calculation of average prices and indices of producer prices of agricultural and fishing products. Average prices of agricultural and fishing products are calculated based on quantities and values of purchased and sold products, obtained from the Trade Statistics and Agricultural Statistics. Starting from 2013, indices of producer prices of agricultural and fishing products shall be calculated according to the new methodology that is harmonized with the European standards.

The survey covers companies and entrepreneurs which are purchasing products of agriculture and fisheries directly from family holdings in order to sell or process purchased products, as well as legal entities that sell products of agriculture and fisheries from their own production.

Data are published about 12<sup>th</sup> of each month (the reference period m-2), in the edition Statistical Release, with the mark CN40, and they are also presented on the website of the Statistical Office of the Republic of Serbia ([www.stat.gov.rs](http://www.stat.gov.rs)).

---

Contact: [vladimir.miletic@stat.gov.rs](mailto:vladimir.miletic@stat.gov.rs) Phone: +381-11/2412-922 Ext. 370

Published and printed by: Statistical Office of the Republic of Serbia, Belgrade, 5, Milana Rakica St

Phone: +381-11/2412-922 (operator) • Fax:2411-260 • [www.stat.gov.rs](http://www.stat.gov.rs)

Responsible: Dr Miladin Kovačević, Director

Issued monthly