




# Tertiary education 2016/2017



REPUBLIC OF SERBIA  
STATISTICAL OFFICE OF THE REPUBLIC OF SERBIA

ISBN 978-86-6161-162-9

# **Tertiary education**

## **2016/2017**

Belgrade, 2017

Tertiary education 2016/2017

Published by: Statistical Office of the Republic of Serbia, Belgrade, Milana Rakića 5

Responsible: Dr Miladina Kovačević, Director

EDITORIAL STAFF

Editor in chief: Dušan Gavrilović

Members: Jelena Zdravković, Katarina Stančić and Mirjana Popović

Prepared by: Vesna Jašović - Šurlan, Tatjana Žarić

Cover design: Milan Šormaz

Technical editors: Dragana Stelić, Irena Dimić

Translated by: Vesna Aralica

## Foreword

The Statistical Office of the Republic of Serbia publishes in this publication the data on tertiary education in the Republic of Serbia in 2016/2017.

Tertiary education is an activity of particular interest for the Republic of Serbia and part of the international, especially European, scientific and artistic area. It is realized through academic and applied studies based on approved, i.e. accredited study programmes for attaining tertiary education.

The data on tertiary education are a result of regular annual surveys that are carried out in all tertiary education institutions and are collected by means of individual questionnaires. For enrolled students one uses the "Statistical report on enrolled students" (form SV-20), for graduated students the "Statistical report for students who graduated at higher education institutions" (form SV 50) and for teaching staff the "Report on teaching staff and structure of higher education institutions" (form SV-21).

Apart from this publication the data on tertiary education are also published in the "Statistical year-book of the Republic of Serbia", publication "Municipalities and regions in the Republic of Serbia", in the "Statistical pocket-book of the Republic of Serbia" as well as in occasional publications issued by the Statistical Office of the Republic of Serbia.

in Belgrade, 2017

Director

Dr Miladin Kovačević



## Table of content

Foreword .....	3
Methodological explanations .....	7
<b>I. ENROLLED STUDENTS</b>	
1.1. Students by sex, financing modalities and levels of studies .....	12
1.2. Students by sex, financing modalities and fields of education .....	14
1.3. Students by fields of education and universities .....	16
1.4. Enrolled students by financing modalities and sex .....	25
1.5. Students by previously completed secondary school .....	32
1.6. Students by universities .....	35
1.7. Students by ethnicity .....	36
1.8. Foreign students .....	44
1.9. Students by age and sex.....	46
1.10. Students by marital status .....	50
1.11. Students by way of supporting themselves during the studies .....	52
1.12. Students by main way of supporting themselves during the studies.....	53
1.13. Students by type of accommodation during the studies.....	54
1.14. Does the student support other persons .....	55
1.15. Employment situation of students and parents/guardians .....	56
1.16. Students in higher schools, faculties and art academies by municipalities .....	57
1.17. Students by place of residence .....	59
<b>II. GRADUATED STUDENTS</b>	
2.1. Students by sex, financing modality and levels of studies .....	68
2.2. Students by sex, fields of education and levels of studies .....	70
2.3. Students by sex, financing modality and fields of education .....	78
2.4. Graduated students by fields of education and universities.....	80
2.5. Students by universities, faculties and fields of education .....	82
2.6. Students by universities .....	89
2.7. Students by universities, faculties, sex and financing modalities .....	91
2.8. Students at higher schools and faculties by sex, levels of studies by regions, areas and municipalities	98
2.9. Students by ethnicity .....	100
2.10. Foreign students .....	108
2.11. Students by educational attainment of the father and mother.....	110
2.12. Students by age and sex.....	111
2.13. Students by way of supporting themselves during the studies .....	113
2.14. Students by types of accommodation during the studies.....	114
2.15. Students' mobility .....	115
2.16. Graduated students by previously completed secondary school .....	116
<b>III. TEACHING STAFF</b>	
3.1. Teaching staff by universities and faculties .....	120
3.2. Teaching staff by titles and length of working hours .....	129



# TERTIARY EDUCATION STATISTICS

## LEGAL BASIS

Surveys are carried out according to the Law on Official Statistics ("Official Journal of the RS", number 104/2009) adopted by the Government of the Republic of Serbia.

## METHODOLOGICAL BASIS

### Objective and scope of statistical surveys

The objective of the tertiary education statistics is to collect, process and publish data on universities, faculties, academies, higher schools and study programmes, type and level of studies, students enrolled and graduated at all cycles of studies (first, second and third cycles) as well as on teaching staff by the main characteristics.

Tertiary education statistics surveys are conducted once a year and provide data on the number and territorial distribution of higher education institutions, ownership, cycles of study they are organizing, types of study programmes, and on students who have enrolled, i.e. graduated at a cycle of studies by sex, age, previously completed school, financing modalities during the studies, students' socio-economic status, students' mobility as well as data on teaching staff.

### Data source

Data on enrolled and graduated students are collected via individual statistical questionnaires "Statistical report on students enrolled" (form ŠV'20) and „Statistical report for students who completed studies at higher education institutions (ŠV-50).

Data on teaching staff at higher education institutions are collected via a cumulative report "Report on teaching staff and the structure of higher education institutions" (ŠV-21) which is filled in by all higher education institutions.

### Survey coverage

The coverage of tertiary education surveys is complete. The annual surveys on enrolled students (ŠV-20) and on graduated students (ŠV-50) cover all students enrolled at all cycles of studies in the current school year, i.e. all students who completed a cycle of studies in the calendar year at all higher schools, faculties and art academies whatever the ownership status. The survey on enrolled students does not include senior undergraduate students (do not enrol in a year of study).

The annual survey on teaching staff and the structure of higher education institutions (ŠV-21) covers all teachers and assistants in an educational process whatever the type of employment relationship and of working hours.

### Reporting units

Reporting units for tertiary education surveys are all higher education institutions – universities, faculties, art academies and higher schools whatever the ownership.

### Obligation to provide data

Reporting units are obligated to provide accurate, complete and up-dated data, which, by their content and form, meet the requirements of the official statistics. The obligation to provide data is based on Article 26a of the penalty provision concerning data provision or the provision of incomplete or inaccurate data based on Article 54 of the Law of Official Statistics ("Official Journal of the RS", number 104/2009).



## Obligation to protect individual data

Data obtained from reporting units are considered official secret, are used for statistical purposes and cannot be released or made available to users. Data aggregated according to territory, cycle of study, ownership status, financing modality, etc. may be accessed by external users.

## Explanation on the main concepts and characteristics

Higher education institutions are educational institutions where educational and scientific process is carried out in view of preparing specialists to work in corresponding areas, according to specially regulated curricula. The activity of tertiary education is performed by the following higher education institutions: university, faculty, i.e. art academy within a university; academy of applied studies; higher school and higher school of applied studies.

University, faculty, academy, academy of applied studies, higher school of applied studies are independent higher education institutions. Faculty, i.e. art academy is a higher education institution in the scope of a university that realizes academic study programmes and develops R&D, specialist, i.e. art works in one or more fields. Faculty, i.e. art academy can realize also applied study programmes.

The activity of tertiary education is realized through academic and applied studies based on selected, i.e. accredited study programmes for attaining tertiary education.

Academic studies involve academic study programmes that enable students to develop and apply scientific, specialist and art achievements.

Applied studies involve applied study programmes that enable students to apply knowledge and skills necessary to become included in work process.

First studies are undergraduate academic studies and undergraduate applied studies.

Second cycle studies are graduate academic studies – master, specialized applied studies, specialized academic studies and integrated academic studies.

Integrated studies of academic study programmes are organized as integrated in the scope of undergraduate and graduate academic studies leading to 360 ECTS credits after completion.

Third cycle studies are doctoral academic studies.

Students who study by the old curriculum of academic studies and second cycle studies are shown separately.

Mobility in tertiary education is focused on removing barriers in knowledge flow and is the key element of the European strategy that should contribute to personal and professional students' development and to them then with skills they need in future. Eurostat defines two types of mobility:

1. students' enrolment abroad, i.e. in another country other than that where secondary education has been attained, for the purpose of getting a degree, and
2. international credit mobility to follow study programmes or traineeships of the same level as the studies carried out in the country.

For a student to be considered mobile, she/he must spend at least three months abroad or the programme attended abroad must ensure at least 15 ECTS credits.

## Harmonisation with international recommendations, standards and practice

The methodology of tertiary education complies with international statistical standards and is aimed at obtaining data on tertiary education according to the International Standard Classification of Education (ISCED-2011, levels 5-8).

### Level of data representativeness

As far as territorial representativeness is concerned, data are collected at the level of municipalities – according to the seat of the higher education institutions, administrative districts, AP Vojvodina and for the Republic of Serbia. Data aggregation is possible according to faculties within universities, ownership, fields of education, financing modality and levels of study.

### Publication of the results

Data on enrolled and graduated students have been collected since 1945, and over 1951 – 2003 they were published in the bulletins of the Federal Statistical Office entitled Higher Schools.

Apart from this publication, the results of conducted surveys are published also in the “Statistical Yearbook of the Republic of Serbia”, “Municipalities and Regions of the Republic of Serbia” and in the “Statistical Pocket-book of the Republic of Serbia” as well as in occasional publications released by the Statistical Office of the Republic of Serbia.

### Symbols

-	= nil
...	= data not available
0	= data magnitude less than 0.5 compared to the unit of measure
0,0	= data magnitude less than 0.05 compared to the unit of measure
$\bar{n}$	= average
1)	= footnote
()	= incomplete, i.e. insufficiently checked data



# Enrolled students



1

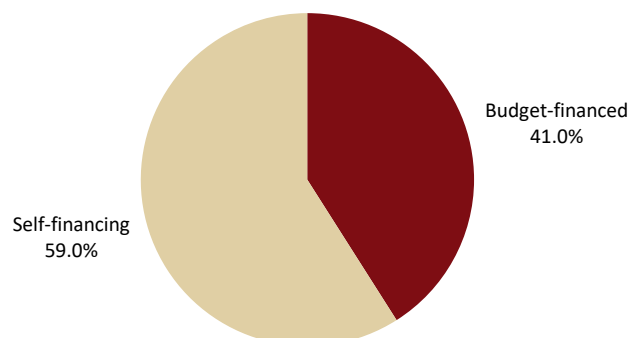
## 1.1. Students by sex, financing modality and cycle of studies

Types and cycles of study	Students								
	Total			Budget-financed			Self-financing		
	All	Men	Women	All	Men	Women	All	Men	Women
<b>REPUBLIC OF SERBIA</b>	<b>262108</b>	<b>115206</b>	<b>146902</b>	<b>107473</b>	<b>44281</b>	<b>63192</b>	<b>154635</b>	<b>70925</b>	<b>83710</b>
First cycle studies	201445	90635	110810	84841	35723	49118	116604	54912	61692
Undergraduate academic studies	157313	67767	89546	67180	27134	40046	90133	40633	49500
Undergraduate applied studies	44132	22868	21264	17661	8589	9072	26471	14279	12192
Second cycle studies	49099	19621	29478	20074	7489	12585	29025	12132	16893
Master degree studies	26991	11481	15510	8927	3871	5056	18064	7610	10454
Master applied studies	3652	1806	1846	58	29	29	3594	1777	1817
Specialised academic studies	1027	343	684	10	2	8	1017	341	676
Integrated studies	17429	5991	11438	11079	3587	7492	6350	2404	3946
Third cycle studies	11492	4918	6574	2558	1069	1489	8934	3849	5085
Doctoral academic studies	11492	4918	6574	2558	1069	1489	8934	3849	5085
Old programme	72	32	40	-	-	-	72	32	40
Old programme	72	32	40	-	-	-	72	32	40
<b>SRBIJA – SEVER</b>	<b>205604</b>	<b>90534</b>	<b>115070</b>	<b>77549</b>	<b>31514</b>	<b>46035</b>	<b>128055</b>	<b>59020</b>	<b>69035</b>
First cycle studies	156525	70734	85791	60603	25160	35443	95922	45574	50348
Undergraduate academic studies	127217	55162	72055	50897	20354	30543	76320	34808	41512
Undergraduate applied studies	29308	15572	13736	9706	4806	4900	19602	10766	8836
Second cycle studies	39434	15686	23748	14901	5502	9399	24533	10184	14349
Master degree studies	22734	9595	13139	6960	2978	3982	15774	6617	9157
Specialised applied studies	2499	1258	1241	21	12	9	2478	1246	1232
Specialised academic studies	1027	343	684	10	2	8	1017	341	676
Integrated studies	13174	4490	8684	7910	2510	5400	5264	1980	3284
Third cycle studies	9645	4114	5531	2045	852	1193	7600	3262	4338
Doctoral academic studies	9645	4114	5531	2045	852	1193	7600	3262	4338
<b>Beogradski region</b>	<b>147828</b>	<b>64452</b>	<b>83376</b>	<b>50948</b>	<b>20462</b>	<b>30486</b>	<b>96880</b>	<b>43990</b>	<b>52890</b>
Third cycle studies	111589	49958	61631	39079	16018	23061	72510	33940	38570
Undergraduate academic studies	89353	37775	51578	32565	12669	19896	56788	25106	31682
Undergraduate applied studies	22236	12183	10053	6514	3349	3165	15722	8834	6888
Second cycle studies	28931	11455	17476	10450	3852	6598	18481	7603	10878
Master degree studies	16486	6873	9613	4247	1863	2384	12239	5010	7229
Specialised applied studies	1863	999	864	16	10	6	1847	989	858
Specialised academic studies	949	313	636	9	1	8	940	312	628
Integrated studies	9633	3270	6363	6178	1978	4200	3455	1292	2163
Third cycle studies	7308	3039	4269	1419	592	827	5889	2447	3442
Doctoral academic studies	7308	3039	4269	1419	592	827	5889	2447	3442
<b>Region Vojvodine</b>	<b>57776</b>	<b>26082</b>	<b>31694</b>	<b>26601</b>	<b>11052</b>	<b>15549</b>	<b>31175</b>	<b>15030</b>	<b>16145</b>
First cycle studies	44936	20776	24160	21524	9142	12382	23412	11634	11778
Undergraduate academic studies	37864	17387	20477	18332	7685	10647	19532	9702	9830
Undergraduate applied studies	7072	3389	3683	3192	1457	1735	3880	1932	1948
Second cycle studies	10503	4231	6272	4451	1650	2801	6052	2581	3471
Master degree studies	6248	2722	3526	2713	1115	1598	3535	1607	1928
Specialised applied studies	636	259	377	5	2	3	631	257	374
Specialised academic studies	78	30	48	1	1	-	77	29	48
Integrated studies	3541	1220	2321	1732	532	1200	1809	688	1121
Third cycle studies	2337	1075	1262	626	260	366	1711	815	896
Doctoral academic studies	2337	1075	1262	626	260	366	1711	815	896

## 1.1. Students by sex, financing modality and cycle of studies (continued)

Types and cycles of study	Students								
	Total			Budget-financed			Self-financing		
	All	Men	Women	All	Men	Women	All	Men	Women
SRBIJA – JUG	56504	24672	31832	29924	12767	17157	26580	11905	14675
First cycle studies	44920	19901	25019	24238	10563	13675	20682	9338	11344
Undergraduate academic studies	30096	12605	17491	16283	6780	9503	13813	5825	7988
Undergraduate applied studies	14824	7296	7528	7955	3783	4172	6869	3513	3356
Second cycle studies	9665	3935	5730	5173	1987	3186	4492	1948	2544
Master degree studies	4257	1886	2371	1967	893	1074	2290	993	1297
Specialised applied studies	1153	548	605	37	17	20	1116	531	585
Integrated studies	4255	1501	2754	3169	1077	2092	1086	424	662
Third cycle studies	1847	804	1043	513	217	296	1334	587	747
Doctoral academic studies	1847	804	1043	513	217	296	1334	587	747
Old programme	72	32	40	-	-	-	72	32	40
Old programme	72	32	40	-	-	-	72	32	40
<b>Region Šumadije i Zapadne Srbije</b>	<b>27871</b>	<b>11349</b>	<b>16522</b>	<b>13834</b>	<b>5406</b>	<b>8428</b>	<b>14037</b>	<b>5943</b>	<b>8094</b>
First cycle studies	22830	9348	13482	11530	4546	6984	11300	4802	6498
Undergraduate academic studies	14364	5413	8951	7040	2554	4486	7324	2859	4465
Undergraduate applied studies	8466	3935	4531	4490	1992	2498	3976	1943	2033
Second cycle studies	4223	1646	2577	2122	787	1335	2101	859	1242
Master degree studies	1745	688	1057	707	328	379	1038	360	678
Specialised applied studies	620	295	325	25	12	13	595	283	312
Integrated studies	1858	663	1195	1390	447	943	468	216	252
Third cycle studies	746	323	423	182	73	109	564	250	314
Doctoral academic studies	746	323	423	182	73	109	564	250	314
Old programme	72	32	40	-	-	-	72	32	40
Old programme	72	32	40	-	-	-	72	32	40
<b>Region Južne i Istočne Srbije</b>	<b>28633</b>	<b>13323</b>	<b>15310</b>	<b>16090</b>	<b>7361</b>	<b>8729</b>	<b>12543</b>	<b>5962</b>	<b>6581</b>
First cycle studies	22090	10553	11537	12708	6017	6691	9382	4536	4846
Undergraduate academic studies	15732	7192	8540	9243	4226	5017	6489	2966	3523
Undergraduate applied studies	6358	3361	2997	3465	1791	1674	2893	1570	1323
Second cycle studies	5442	2289	3153	3051	1200	1851	2391	1089	1302
Master academic studies	2512	1198	1314	1260	565	695	1252	633	619
Specialised applied studies	533	253	280	12	5	7	521	248	273
Integrated studies	2397	838	1559	1779	630	1149	618	208	410
Third cycle studies	1101	481	620	331	144	187	770	337	433
Doctoral academic studies	1101	481	620	331	144	187	770	337	433
<b>Region Kosovo i Metohija</b>	...	...	...	...	...	...	...	...	...

Enrolled students by financing modality



## 1.2. Students by sex, financing modality

	Total			Budget-financed			Fields of education					
							Education		Arts and humanities		Social sciences, journalism and information	
	All	Men	Women	All	Men	Women	All	Women	All	Women	All	Women
<b>REPUBLIC OF SERBIA</b>	<b>262108</b>	<b>115206</b>	<b>146902</b>	<b>107473</b>	<b>44281</b>	<b>63192</b>	<b>18047</b>	<b>13447</b>	<b>27759</b>	<b>18371</b>	<b>30547</b>	<b>19950</b>
State universities	189553	78309	111244	90474	36061	54413	13916	9890	23552	16152	21522	14655
Private universities	28678	14381	14297	-	-	-	428	269	1896	1202	7722	4566
State higher schools (college)	39731	20218	19513	16999	8220	8779	3703	3288	2302	1011	533	331
Private higher schools (college)	4146	2298	1848	-	-	-	-	-	9	6	770	398
<b>SRBIJA – SEVER</b>	<b>205604</b>	<b>90534</b>	<b>115070</b>	<b>77549</b>	<b>31514</b>	<b>46035</b>	<b>12706</b>	<b>9476</b>	<b>23710</b>	<b>15464</b>	<b>27019</b>	<b>17587</b>
State universities	150249	62261	87988	68348	27045	41303	10248	7467	19970	13540	19297	13058
Private universities	26224	13117	13107	-	-	-	326	174	1592	1004	7219	4284
State higher schools (college)	25496	13100	12396	9201	4469	4732	2132	1835	2139	914	126	66
Private higher schools (college)	3635	2056	1579	-	-	-	-	-	9	6	377	179
<b>Beogradski region</b>	<b>147828</b>	<b>64452</b>	<b>83376</b>	<b>50948</b>	<b>20462</b>	<b>30486</b>	<b>6669</b>	<b>5228</b>	<b>18380</b>	<b>11982</b>	<b>21767</b>	<b>14222</b>
State universities	106352	42687	63665	44658	17260	27398	6508	5191	15503	10515	15668	10648
Private universities	19233	9763	9470	-	-	-	161	37	1235	761	5596	3329
State higher schools (college)	18937	10136	8801	6290	3202	3088	-	-	1633	700	126	66
Private higher schools (college)	3306	1866	1440	-	-	-	-	-	9	6	377	179
<b>Region Vojvodine</b>	<b>57776</b>	<b>26082</b>	<b>31694</b>	<b>26601</b>	<b>11052</b>	<b>15549</b>	<b>6037</b>	<b>4248</b>	<b>5330</b>	<b>3482</b>	<b>5252</b>	<b>3365</b>
State universities	43897	19574	24323	23690	9785	13905	3740	2276	4467	3025	3629	2410
Private universities	6991	3354	3637	-	-	-	165	137	357	243	1623	955
State higher schools (college)	6559	2964	3595	2911	1267	1644	2132	1835	506	214	-	-
Private higher schools (college)	329	190	139	-	-	-	-	-	-	-	-	-
<b>SRBIJA – JUG</b>	<b>56504</b>	<b>24672</b>	<b>31832</b>	<b>29924</b>	<b>12767</b>	<b>17157</b>	<b>5341</b>	<b>3971</b>	<b>4049</b>	<b>2907</b>	<b>3528</b>	<b>2363</b>
State universities	39304	16048	23256	22126	9016	13110	3668	2423	3582	2612	2225	1597
Private universities	2454	1264	1190	-	-	-	102	95	304	198	503	282
State higher schools (college)	14235	7118	7117	7798	3751	4047	1571	1453	163	97	407	265
Private higher schools (college)	511	242	269	-	-	-	-	-	-	-	393	219
<b>Region Šumadije i Zapadne Srbije</b>	<b>27871</b>	<b>11349</b>	<b>16522</b>	<b>13834</b>	<b>5406</b>	<b>8428</b>	<b>2919</b>	<b>2634</b>	<b>2441</b>	<b>1820</b>	<b>1751</b>	<b>1138</b>
State universities	17745	6628	11117	9497	3444	6053	1800	1589	2015	1556	922	625
Private universities	1339	579	760	-	-	-	102	95	304	198	200	124
State higher schools (college)	8276	3900	4376	4337	1962	2375	1017	950	122	66	236	170
Private higher schools (college)	511	242	269	-	-	-	-	-	-	-	393	219
<b>Region Južne i Istočne Srbije</b>	<b>28633</b>	<b>13323</b>	<b>15310</b>	<b>16090</b>	<b>7361</b>	<b>8729</b>	<b>2422</b>	<b>1337</b>	<b>1608</b>	<b>1087</b>	<b>1777</b>	<b>1225</b>
State universities	21559	9420	12139	12629	5572	7057	1868	834	1567	1056	1303	972
Private universities	1115	685	430	-	-	-	-	-	-	-	303	158
State higher schools (college)	5959	3218	2741	3461	1789	1672	554	503	41	31	171	95
<b>Region Kosovo i Metohija</b>	...	...	...	...	...	...	...	...	...	...	...	...

## and fields of education

Područje obrazovanja															
Business, administration and law		Natural sciences, mathematics and statistics		Information and communication technologies		Engineering, manufacturing and construction		Agriculture, forestry, fisheries and veterinary		Health and welfare		Services			
All	Women	All	Women	All	Women	All	Women	All	Women	All	Women	All	Women		
<b>47651</b>	<b>28355</b>	<b>15108</b>	<b>10203</b>	<b>20807</b>	<b>5483</b>	<b>46640</b>	<b>17380</b>	<b>9147</b>	<b>4401</b>	<b>26525</b>	<b>18959</b>	<b>19877</b>	<b>10353</b>	<b>REPUBLIC OF SERBIA</b>	
27912	17998	14757	10002	11112	3618	37403	14851	8217	4055	20655	14664	10507	5359	State universities	
10566	5063	314	176	2816	566	596	163	260	87	1009	698	3071	1507	Private universities	
8205	4900	37	25	5984	1122	8641	2366	670	259	3809	2860	5847	3351	State higher schools (colleges)	
968	394	-	-	895	177	-	-	-	-	1052	737	452	136	Private higher schools (colleges)	
34127	19870	12076	7992	16191	4463	35240	13368	8062	3906	20073	14502	16400	8442	SRBIJA – SEVER	
18358	11576	11735	7797	8864	3107	29689	12032	7802	3819	15484	11140	8802	4452	State universities	
9296	4576	314	176	2663	522	596	163	260	87	969	667	2989	1454	Private universities	
5623	3374	27	19	3769	657	4955	1173	-	-	2568	1958	4157	2400	State higher schools (colleges)	
850	344	-	-	895	177	-	-	-	-	1052	737	452	136	Private higher schools (colleges)	
<b>24367</b>	<b>14046</b>	<b>8740</b>	<b>5625</b>	<b>10176</b>	<b>2863</b>	<b>24382</b>	<b>9359</b>	<b>5316</b>	<b>2416</b>	<b>15146</b>	<b>10998</b>	<b>12885</b>	<b>6637</b>	<b>Beogradski region</b>	
12922	7998	8502	5494	3800	1628	20013	8328	5192	2377	11438	8227	6806	3259	State universities	
6495	3184	211	112	2458	496	572	159	124	39	228	193	2153	1160	Private universities	
4429	2659	27	19	3023	562	3797	872	-	-	2428	1841	3474	2082	State higher schools (colleges)	
521	205	-	-	895	177	-	-	-	-	1052	737	452	136	Private higher schools (colleges)	
<b>9760</b>	<b>5824</b>	<b>3336</b>	<b>2367</b>	<b>6015</b>	<b>1600</b>	<b>10858</b>	<b>4009</b>	<b>2746</b>	<b>1490</b>	<b>4927</b>	<b>3504</b>	<b>3515</b>	<b>1805</b>	<b>Region Vojvodine</b>	
5436	3578	3233	2303	5064	1479	9676	3704	2610	1442	4046	2913	1996	1193	State universities	
2801	1392	103	64	205	26	24	4	136	48	741	474	836	294	Private universities	
1194	715	-	-	746	95	1158	301	-	-	140	117	683	318	State higher schools (colleges)	
329	139	-	-	-	-	-	-	-	-	-	-	-	-	Private higher schools (colleges)	
13524	8485	3032	2211	4616	1020	11400	4012	1085	495	6452	4457	3477	1911	SRBIJA – JUG	
9554	6422	3022	2205	2248	511	7714	2819	415	236	5171	3524	1705	907	State universities	
1270	487	-	-	153	44	-	-	-	-	40	31	82	53	Private universities	
2582	1526	10	6	2215	465	3686	1193	670	259	1241	902	1690	951	State higher schools (colleges)	
118	50	-	-	-	-	-	-	-	-	-	-	-	-	Private higher schools (colleges)	
<b>5951</b>	<b>3950</b>	<b>1598</b>	<b>1177</b>	<b>2912</b>	<b>703</b>	<b>4545</b>	<b>1305</b>	<b>635</b>	<b>317</b>	<b>3500</b>	<b>2474</b>	<b>1619</b>	<b>1004</b>	<b>Region Šumadije i Zapadne Srbije</b>	
4272	2951	1598	1177	1258	290	2506	682	415	236	2219	1541	740	470	State universities	
458	215	-	-	153	44	-	-	-	-	40	31	82	53	Private universities	
1103	734	-	-	1501	369	2039	623	220	81	1241	902	797	481	State higher schools (colleges)	
118	50	-	-	-	-	-	-	-	-	-	-	-	-	Private higher schools (colleges)	
<b>7573</b>	<b>4535</b>	<b>1434</b>	<b>1034</b>	<b>1704</b>	<b>317</b>	<b>6855</b>	<b>2707</b>	<b>450</b>	<b>178</b>	<b>2952</b>	<b>1983</b>	<b>1858</b>	<b>907</b>	<b>Region Južne i Istočne Srbije</b>	
5282	3471	1424	1028	990	221	5208	2137	-	-	2952	1983	965	437	State universities	
812	272	-	-	-	-	-	-	-	-	-	-	-	-	Private universities	
1479	792	10	6	714	96	1647	570	450	178	-	-	893	470	State higher schools (colleges)	
...	...	...	...	...	...	...	...	...	...	...	...	...	...	<b>Region Kosovo i Metohija</b>	





### 1.3. Students by fields of education and universities

Universities	Total		Fields of education									
			Education	Arts and humanities	Social sciences, journalism and information	Business, administration and law	Natural sciences, mathematics and statistics	Information and communication technologies	Engineering, manufacturing and construction	Agriculture, forestry, fisheries and veterinary	Health and welfare	Services
	All	Women										
<b>REPUBLIC OF SERBIA</b>	<b>262108</b>	<b>146902</b>	<b>18047</b>	<b>27759</b>	<b>30547</b>	<b>47651</b>	<b>15108</b>	<b>20807</b>	<b>46640</b>	<b>9147</b>	<b>26525</b>	<b>19877</b>
SRBIJA – SEVER	205604	115070	12706	23710	27019	34127	12076	16191	35240	8062	20073	16400
<b>Beogradski region</b>	<b>147828</b>	<b>83376</b>	<b>6669</b>	<b>18380</b>	<b>21767</b>	<b>24367</b>	<b>8740</b>	<b>10176</b>	<b>24382</b>	<b>5316</b>	<b>15146</b>	<b>12885</b>
<i>State universities</i>	106352	63665	6508	15503	15668	12922	8502	3800	20013	5192	11438	6806
Academy of Criminalistic and Police Studies	1783	731	-	-	-	-	-	217	104	-	-	1462
University of defense	877	255	-	-	-	-	-	-	-	-	156	721
<i>University of Belgrade</i>	100975	60953	6296	13120	15638	12830	8502	3583	19909	5192	11282	4623
Faculty of Architecture	1636	1063	-	-	-	-	-	-	1636	-	-	-
University of Belgrade – interdisciplinary studies	565	264	14	100	23	19	16	70	-	-	18	305
Faculty of Biology	2033	1579	17	-	-	-	2016	-	-	-	-	-
Faculty of Orthodox Theology	1627	190	-	1627	-	-	-	-	-	-	-	-
Faculty of Economics	9211	6363	-	-	9211	-	-	-	-	-	-	-
Faculty of Electrical Engineering	4432	1341	-	-	-	-	-	-	3837	-	1	594
Faculty of Security	2812	1796	-	-	120	16	22	-	-	-	-	2654
Faculty of Organisational Sciences	5961	3344	-	-	-	3263	-	2698	-	-	-	-
Faculty of Political Sciences	4365	2968	-	-	3616	-	-	-	-	-	749	-
Faculty of Sports and Physical Education	1677	432	1135	-	-	-	-	-	-	-	-	542
Faculty of Physical Chemistry	652	480	-	-	-	-	622	-	-	-	-	30
Faculty for Special Education and Rehabilitation	2391	2190	1770	-	-	-	-	-	-	-	621	-
Faculty of Pharmacy	2670	2224	-	-	-	-	-	-	-	-	2670	-
Faculty of Philology	8762	7364	-	8707	55	-	-	-	-	-	-	-
Faculty of Philosophy	4869	3201	658	2686	1525	-	-	-	-	-	-	-
Faculty of Physics	804	375	-	-	-	-	804	-	-	-	-	-
Faculty of Geography	2065	1378	-	-	236	-	1010	-	321	-	-	498
Faculty of Civil Engineering	3016	1107	-	-	-	-	406	-	2610	-	-	-
Faculty of Chemistry	1138	877	86	-	-	-	1052	-	-	-	-	-
Faculty of Mechanical Engineering	3850	736	-	-	-	-	-	-	3850	-	-	-
Faculty of Mathematics	2459	1254	-	-	-	-	1644	815	-	-	-	-
Faculty of Medicine	5602	3558	-	-	-	45	-	-	-	-	5557	-
Faculty of Agriculture	4942	2790	-	-	852	-	-	-	1567	2523	-	-
Faculty of Law	9487	5812	-	-	-	9487	-	-	-	-	-	-
Faculty of Mining and Geology	1802	702	-	-	-	-	870	-	932	-	-	-
Faculty of Transport and Traffic Engineering	2257	889	-	-	-	-	-	-	2257	-	-	-
Faculty of Stomatology	1666	1120	-	-	-	-	-	-	-	-	1666	-
Faculty of Forestry	1923	861	-	-	-	-	-	-	721	1202	-	-
Faculty of Technology and Metallurgy	2218	1621	-	-	-	-	40	-	2178	-	-	-
Teacher Training Faculty	2616	2435	2616	-	-	-	-	-	-	-	-	-
Faculty of Veterinary	1467	639	-	-	-	-	-	-	-	1467	-	-

### 1.3. Students by fields of education and universities (continued)

Universities	Total		Fields of education									
			Education	Arts and humanities	Social sciences, journalism and information	Business, administration and law	Natural sciences, mathematics and statistics	Information and communication technologies	Engineering, manufacturing and construction	Agriculture, forestry, fisheries and veterinary	Health and welfare	Services
	All	Women										
<i>University of Arts of Belgrade</i>	2717	1726	212	2383	30	92	-	-	-	-	-	-
Faculty of Dramatic Arts	464	244	-	372	-	92	-	-	-	-	-	-
Faculty of Fine Arts	329	218	-	329	-	-	-	-	-	-	-	-
Faculty of Music	989	616	212	777	-	-	-	-	-	-	-	-
Faculty of Applied Arts	782	542	-	782	-	-	-	-	-	-	-	-
Interdisciplinary studies of the University of Arts	153	106	-	123	30	-	-	-	-	-	-	-
<i>Private universities</i>	19233	9470	161	1235	5596	6495	211	2458	572	124	228	2153
<i>Alfa University ("Braca Karic")</i>	1149	487	-	319	75	605	31	119	-	-	-	-
Academy of Arts "Braca Karic"	193	95	-	193	-	-	-	-	-	-	-	-
Faculty of Finance, Banking and Auditing	745	361	-	126	75	394	31	119	-	-	-	-
Faculty of Sport Management	211	31	-	-	-	211	-	-	-	-	-	-
<i>University "John Naisbitt" (Megatrend)</i>	4157	2165	-	113	1757	1588	-	319	57	124	-	199
Faculty of Civil Aviation	62	13	-	-	-	5	-	-	57	-	-	-
Faculty of Culture and Media	954	660	-	-	708	246	-	-	-	-	-	-
Faculty of International Economics	494	266	-	-	494	-	-	-	-	-	-	-
Faculty of Business Studies	921	456	-	-	459	434	-	28	-	-	-	-
Faculty of Law, Public Service and Security	1102	556	-	-	-	903	-	-	-	-	-	199
Faculty of Arts and Design	113	84	-	113	-	-	-	-	-	-	-	-
CIS John Naisbitt – integrated studies	511	130	-	-	96	-	-	291	-	124	-	-
<i>European University</i>	110	64	-	-	-	110	-	-	-	-	-	-
Faculty of European Business and Marketing	91	61	-	-	-	91	-	-	-	-	-	-
Faculty of International Engineering Management	19	3	-	-	-	19	-	-	-	-	-	-
<i>Faculty outside universities</i>	1228	608	-	65	433	730	-	-	-	-	-	-
Modern Business School	270	100	-	-	-	270	-	-	-	-	-	-
Serbian Orthodox Church School of Theology	65	40	-	65	-	-	-	-	-	-	-	-
Faculty for Business Economics and Entrepreneurship	893	468	-	-	433	460	-	-	-	-	-	-
<i>University "Metropolitan"</i>	752	289	-	288	-	114	-	350	-	-	-	-
Faculty of Information Technologies, Faculty of Management, Faculty of Digital Arts	752	289	-	288	-	114	-	350	-	-	-	-
<i>University "Educons"</i>	140	70	-	-	-	140	-	-	-	-	-	-
Faculty of Project and Innovation Management	140	70	-	-	-	140	-	-	-	-	-	-
<i>University – Business Academy</i>	459	223	-	-	181	182	-	96	-	-	-	-
Faculty of Applied Management, Economics and Finance – Belgrade	459	223	-	-	181	182	-	96	-	-	-	-

### 1.3. Students by fields of education and universities (continued)

Universities	Total		Fields of education									
			Education	Arts and humanities	Social sciences, journalism and information	Business, administration and law	Natural sciences, mathematics and statistics	Information and communication technologies	Engineering, manufacturing and construction	Agriculture, forestry, fisheries and veterinary	Health and welfare	Services
	All	Women										
<i>University "Singidunum"</i>	6803	3651	161	253	2719	608	180	870	320	-	228	1464
Faculty of Economics, Finance and Administration	377	170	-	-	377	-	-	-	-	-	-	-
Faculty of Media and Communication	1532	1153	-	189	1101	14	-	-	-	-	228	-
Faculty of Applied Ecology "Futura"	180	99	-	-	-	-	180	-	-	-	-	-
Faculty of Business, Faculty of Informatics and Computer Science, Faculty of Tourism and Hospitality Management and Faculty of Physical Culture and Sports Management and Faculty of Technics	4714	2229	161	64	1241	594	-	870	320	-	-	1464
<i>University "Union"</i>	1314	467	-	181	-	561	-	572	-	-	-	-
Academy of Fine Arts	181	116	-	181	-	-	-	-	-	-	-	-
Belgrade Banking Academy – Faculty of Banking and Insurance	309	168	-	-	-	309	-	-	-	-	-	-
Faculty of Law	252	94	-	-	-	252	-	-	-	-	-	-
Faculty of Computing	572	89	-	-	-	-	-	572	-	-	-	-
<i>University "Union – Nikola Tesla"</i>	3121	1446	-	16	431	1857	-	132	195	-	-	490
Faculty of Construction Management, Faculty of Entrepreneurship and Real Estate Management, Faculty of Ecology and Environmental Protection and Faculty of International Politics and Security	487	216	-	-	100	132	-	-	195	-	-	60
Faculty of Diplomacy and Security	42	23	-	-	-	-	-	-	-	-	-	42
Faculty of Industrial Management – Mladenovac	507	183	-	-	-	501	-	6	-	-	-	-
Faculty of Engineering Management	342	144	-	16	-	266	-	60	-	-	-	-
Faculty of Business Studies and Law	1591	839	-	-	331	872	-	-	-	-	-	388
Faculty of Strategic and Operational Management	152	41	-	-	-	86	-	66	-	-	-	-
<i>State higher schools (colleges)</i>	18937	8801	-	1633	126	4429	27	3023	3797	-	2428	3474
Belgrade Business School	4648	2611	-	-	-	4131	-	517	-	-	-	-
College of Applied Studies in Civil Engineering and Architecture	1156	334	-	-	-	-	-	-	1156	-	-	-
College of Hotel Management	774	321	-	-	-	-	-	-	-	-	-	774
College of Applied Studies in Engineering	943	264	-	-	-	-	-	-	605	-	-	338
College of Applied Studies in Electrical Engineering and Computer Science	2896	318	-	667	-	-	-	1263	966	-	-	-
College of Fine and Applied Arts	141	89	-	141	-	-	-	-	-	-	-	-
ICT College of Applied Studies	1294	344	-	-	-	-	-	986	52	-	-	256
Polytechnic College of Applied Studies - Belgrade	1326	807	-	633	-	167	-	-	143	-	-	383
Technical College of Applied Studies	699	88	-	-	-	-	-	257	442	-	-	-
Textile College of Applied Studies in Design, Technology and Management	449	374	-	192	-	131	-	-	126	-	-	-
College of Tourism	1196	813	-	-	-	-	-	-	-	-	-	1196
Medical College of Applied Sciences	2955	2278	-	-	-	-	-	-	-	-	2428	527
Railway College of Applied Studies	460	160	-	-	126	-	27	-	307	-	-	-

### 1.3. Students by fields of education and universities (continued)

Universities	Total		Fields of education									
			Education	Arts and humanities	Social sciences, journalism and information	Business, administration and law	Natural sciences, mathematics and statistics	Information and communication technologies	Engineering, manufacturing and construction	Agriculture, forestry, fisheries and veterinary	Health and welfare	Services
	All	Women										
<i>Private higher schools (colleges)</i>	3306	1440	-	9	377	521	-	895	-	-	1052	452
Football Academy – College of Applied Studies	135	23	-	-	-	46	-	-	-	-	-	89
Sports Academy	86	23	-	-	-	-	-	-	-	-	-	86
Medical College of Applied Studies "Milutin Milankovic"	245	164	-	-	-	-	-	-	-	-	245	-
Business College of Applied Studies – Zemun	406	191	-	-	351	55	-	-	-	-	-	-
College of Economics and Administration	237	99	-	-	-	237	-	-	-	-	-	-
Information Technology College of Applied Studies	892	177	-	-	-	-	-	892	-	-	-	-
College of Applied Studies of Sports and Medicine	308	107	-	-	-	14	-	-	-	-	138	156
College of Applied Studies of Business Communication	38	22	-	9	26	-	-	3	-	-	-	-
College of Applied Studies of Entrepreneurship	169	64	-	-	-	169	-	-	-	-	-	-
College of Applied Studies for Medicine and Hygiene "Visan"	790	570	-	-	-	-	-	-	-	-	669	121
<b>Region Vojvodine</b>	<b>57776</b>	<b>31694</b>	<b>6037</b>	<b>5330</b>	<b>5252</b>	<b>9760</b>	<b>3336</b>	<b>6015</b>	<b>10858</b>	<b>2746</b>	<b>4927</b>	<b>3515</b>
<i>State universities</i>	43897	24323	3740	4467	3629	5436	3233	5064	9676	2610	4046	1996
<i>University of Novi Sad</i>	43897	24323	3740	4467	3629	5436	3233	5064	9676	2610	4046	1996
Arts Academy	815	437	-	815	-	-	-	-	-	-	-	-
Faculty of Economics – Subotica	4327	2935	-	-	1065	2927	-	335	-	-	-	-
Faculty of Sports and Physical Education	1270	323	1227	-	-	-	-	-	-	-	-	43
Faculty of Technical Sciences	13660	4938	106	660	1352	25	274	3745	7498	-	-	-
Faculty of Philosophy	4644	3558	524	2992	1128	-	-	-	-	-	-	-
Faculty of Civil Engineering – Subotica	642	223	-	-	-	-	-	-	642	-	-	-
Faculty of Medicine	3952	2850	-	-	-	-	-	-	-	-	3952	-
Faculty of Education – Sombor	536	430	498	-	38	-	-	-	-	-	-	-
Faculty of Agriculture	2610	1442	-	-	-	-	-	-	-	2610	-	-
Faculty of Law	3114	1871	-	-	-	2167	-	-	-	-	17	930
Faculty of Sciences	5624	3724	1127	-	-	4	2931	550	-	-	-	1012
"Mihailo Pupin" Technical Faculty – Zrenjanin	1232	515	64	-	-	283	-	432	453	-	-	-
Faculty of Technology	1083	783	-	-	-	-	-	-	1083	-	-	-
Teacher Training Faculty in the Hungarian Language – Subotica	188	153	188	-	-	-	-	-	-	-	-	-
University of Novi Sad – rectorate	200	141	6	-	46	30	28	2	-	-	77	11



### 1.3. Students by fields of education and universities (continued)

Universities	Total		Fields of education									
			Education	Arts and humanities	Social sciences, journalism and information	Business, administration and law	Natural sciences, mathematics and statistics	Information and communication technologies	Engineering, manufacturing and construction	Agriculture, forestry, fisheries and veterinary	Health and welfare	Services
	All	Women										
<i>Private universities</i>	6991	3637	165	357	1623	2801	103	205	24	136	741	836
<i>University "Educons"</i>	1750	775	165	53	687	261	35	39	-	63	-	447
Faculty of European Legal and Political Studies – Novi Sad	161	89	-	-	75	86	-	-	-	-	-	-
Faculty of Business Studies – University "Educons"	1315	605	165	53	584	109	35	39	-	63	-	267
Faculty for Sports and Tourism	274	81	-	-	28	66	-	-	-	-	-	180
<i>University Business Academy</i>	2929	1549	-	-	78	1817	68	89	24	73	741	39
Faculty of Economics and Engineering Management	788	374	-	-	78	456	68	89	24	73	-	-
Faculty of Pharmacy – Novi Sad	460	345	-	-	-	-	-	-	-	-	460	-
Legal Faculty for Business and Legislation	1400	701	-	-	-	1361	-	-	-	-	-	39
Faculty of Dentistry - Pancevo	281	129	-	-	-	-	-	-	-	-	281	-
<i>University "Union"</i>	1635	1035	-	304	524	457	-	-	-	-	-	350
Faculty for Legal and Business Studies "Dr Lazar Vrkatic" – Novi Sad	1635	1035	-	304	524	457	-	-	-	-	-	350
<i>University "Union – Nikola Tesla"</i>	677	278	-	-	334	266	-	77	-	-	-	-
Faculty of Management – Sremski Karlovci	677	278	-	-	334	266	-	77	-	-	-	-
<i>State higher schools (colleges)</i>	6559	3595	2132	506	-	1194	-	746	1158	-	140	683
Business College of Applied Studies	1347	878	-	-	-	981	-	45	-	-	-	321
Preschool Teacher Training College of Applied Studies – Kikinda	317	244	297	20	-	-	-	-	-	-	-	-
Preschool Teacher Training College of Applied Studies – Novi Sad	560	534	560	-	-	-	-	-	-	-	-	-
Preschool Teacher Training College of Applied Studies – Sremska Mitrovica	539	463	539	-	-	-	-	-	-	-	-	-
Preschool Teacher Training College of Applied Studies – Subotica	499	369	359	-	-	-	-	-	-	-	140	-
Preschool Teacher Training College of Applied Studies – Vrsac	377	352	377	-	-	-	-	-	-	-	-	-
Technical College of Applied Studies – Novi Sad	1729	434	-	477	-	-	-	432	458	-	-	362
Technical College of Applied Studies – Subotica	626	86	-	-	-	65	-	269	292	-	-	-
Technical College of Applied Studies – Zrenjanin	565	235	-	9	-	148	-	-	408	-	-	-
<i>Private higher schools (colleges)</i>	329	139	-	-	-	329	-	-	-	-	-	-
College of Applied Studies in Management and Business Communication – Sremski Karlovci	329	139	-	-	-	329	-	-	-	-	-	-

### 1.3. Students by fields of education and universities (continued)

Universities	Total		Fields of education									
			Education	Arts and humanities	Social sciences, journalism and information	Business, administration and law	Natural sciences, mathematics and statistics	Information and communication technologies	Engineering, manufacturing and construction	Agriculture, forestry, fisheries and veterinary	Health and welfare	Services
	All	Women										
SRBIJA – JUG	56504	31832	5341	4049	3528	13524	3032	4616	11400	1085	6452	3477
<b>Region Šumadije i Zapadne Srbije</b>	<b>27871</b>	<b>16522</b>	<b>2919</b>	<b>2441</b>	<b>1751</b>	<b>5951</b>	<b>1598</b>	<b>2912</b>	<b>4545</b>	<b>635</b>	<b>3500</b>	<b>1619</b>
<i>State Universities</i>	17745	11117	1800	2015	922	4272	1598	1258	2506	415	2219	740
<i>University of Kragujevac</i>	15715	9924	1662	1760	626	4056	1264	1059	2174	348	2115	651
Faculty of Agronomy – Cacak	348	209	-	-	-	-	-	-	-	348	-	-
Faculty of Economics	3052	2250	-	-	626	2279	-	-	-	-	-	147
Faculty of Hotel Management and Tourism	504	335	-	-	-	-	-	-	-	-	-	504
Faculty of Philology and Arts	1760	1347	-	1760	-	-	-	-	-	-	-	-
Faculty of Engineering	1452	389	-	-	-	-	-	82	1370	-	-	-
Faculty of Mechanical Engineering – Kraljevo	604	171	-	-	-	-	-	-	604	-	-	-
Faculty of Medical Science	2115	1472	-	-	-	-	-	-	-	-	2115	-
Faculty of Education – Jagodina	1063	930	1063	-	-	-	-	-	-	-	-	-
Faculty of Law	1554	996	-	-	-	1554	-	-	-	-	-	-
Faculty of Science	1672	1015	-	-	-	-	1264	408	-	-	-	-
Technical Faculty – Cacak	992	284	-	-	-	223	-	569	200	-	-	-
Teacher Training Faculty – Uzice	599	526	599	-	-	-	-	-	-	-	-	-
<i>State universities of Novi Pazar</i>	2030	1193	138	255	296	216	334	199	332	67	104	89
<i>Private universities</i>	1339	760	102	304	200	458	-	153	-	-	40	82
<i>International University of Novi Pazar</i>	926	509	102	304	178	283	-	59	-	-	-	-
<i>University "Singidunum"</i>	413	251	-	-	22	175	-	94	-	-	40	82
Faculty of Health, Legal and Business Studies – Valjevo	413	251	-	-	22	175	-	94	-	-	40	82
<i>State higher schools (colleges)</i>	8276	4376	1017	122	236	1103	-	1501	2039	220	1241	797
Medical, Business and Technology College of Applied Studies – Sabac	839	454	-	-	110	71	-	285	121	-	188	64
Medical College of Applied Studies – Cuprija	1117	811	-	-	-	-	-	-	-	-	1053	64
Agricultural College of Applied Studies – Sabac	465	204	-	-	-	135	-	-	-	220	-	110
Business College of Applied Studies – Valjevo	591	411	-	-	126	318	-	147	-	-	-	-
Business and Technical College of Applied Studies – Uzice	1157	496	-	-	-	283	-	209	246	-	-	419
Preschool Teacher Training College of Applied Studies – Krusevac	454	422	454	-	-	-	-	-	-	-	-	-



### 1.3. Students by fields of education and universities (continued)

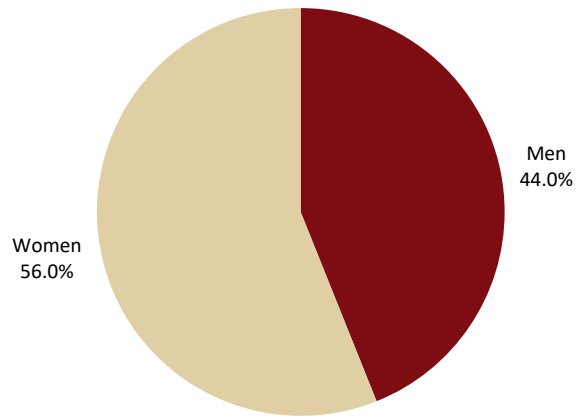
Universities	Total		Fields of education										
			Education	Arts and humanities	Social sciences, journalism and information	Business, administration and law	Natural sciences, mathematics and statistics	Information and communication technologies	Engineering, manufacturing and construction	Agriculture, forestry, fisheries and veterinary	Health and welfare	Services	
	All	Women											
Preschool Teacher Training College of Applied Studies – Sabac	563	528	563	-	-	-	-	-	-	-	-	-	-
Technical College of Applied Studies – Cacak	758	200	-	101	-	115	-	195	347	-	-	-	-
Technical College of Applied Studies – Kragujevac	598	199	-	-	-	-	-	242	356	-	-	-	-
Technical College of Applied Studies in Mechanical Engineering – Trstenik	930	225	-	-	-	-	-	197	733	-	-	-	-
Technical and Technological College of Applied Studies – Krusevac	354	162	-	-	-	-	-	107	107	-	-	-	140
Technological College of Applied Studies – Arandjelovac	450	264	-	21	-	181	-	119	129	-	-	-	-
<i>Private higher schools (colleges)</i>	511	269	-	-	393	118	-	-	-	-	-	-	-
Business College of Applied Studies "dr Radomir Bojkovic" - Krusevac	511	269	-	-	393	118	-	-	-	-	-	-	-
<b>Region Južne i Istočne Srbije</b>	<b>28633</b>	<b>15310</b>	<b>2422</b>	<b>1608</b>	<b>1777</b>	<b>7573</b>	<b>1434</b>	<b>1704</b>	<b>6855</b>	<b>450</b>	<b>2952</b>	<b>1858</b>	
<i>State universities</i>	21559	12139	1868	1567	1303	5282	1424	990	5208	-	2952	965	
<i>University of Belgrade</i>	1080	563	-	-	-	498	-	-	582	-	-	-	-
Technical Faculty – Bor	1080	563	-	-	-	498	-	-	582	-	-	-	-
University of Nis	20479	11576	1868	1567	1303	4784	1424	990	4626	-	2952	965	
Faculty of Economics	2957	2084	-	-	197	2760	-	-	-	-	-	-	-
Faculty of Electronic Engineering	2089	508	-	-	-	-	2	755	1332	-	-	-	-
Faculty of Sport and Physical Education	1185	218	1106	-	-	-	-	-	-	-	-	-	79
Faculty of Arts	309	180	53	256	-	-	-	-	-	-	-	-	-
Faculty of Occupational Safety	1325	647	-	-	-	-	-	-	609	-	-	-	716
Faculty of Philosophy	2740	2059	267	1311	1106	-	-	-	-	-	56	-	-
Faculty of Civil Engineering and Architecture	987	489	-	-	-	-	-	-	987	-	-	-	-
Faculty of Mechanical Engineering	1270	386	-	-	-	-	-	27	1243	-	-	-	-
Faculty of Medicine	2978	1995	-	-	-	-	-	-	-	-	2896	82	-
Faculty of Law	2024	1224	-	-	-	2024	-	-	-	-	-	-	-
Faculty of Science and Mathematics	1718	1117	-	-	-	-	1422	208	-	-	-	-	88
Faculty of Technology – Leskovac	455	322	-	-	-	-	-	-	455	-	-	-	-
Faculty of Pedagogy – Vranje	442	347	442	-	-	-	-	-	-	-	-	-	-
<i>Private universities</i>	1115	430	-	-	303	812	-	-	-	-	-	-	-
"John Naisbitt" ("Megatrend")	579	291	-	-	303	276	-	-	-	-	-	-	-
Faculty of Management – Zajecar	579	291	-	-	303	276	-	-	-	-	-	-	-
<i>University "Union – Nikola Tesla"</i>	536	139	-	-	-	536	-	-	-	-	-	-	-

### 1.3. Students by fields of education and universities (continued)

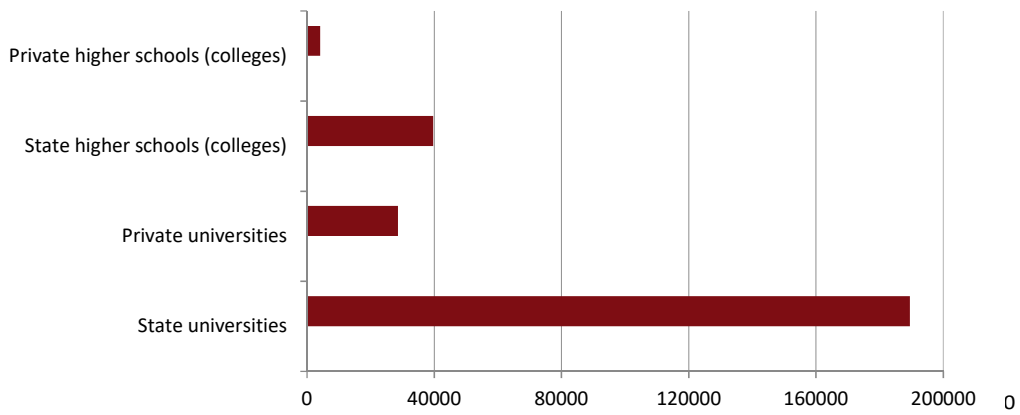
Universities	Total		Fields of education										
			Education	Arts and humanities	Social sciences, journalism and information	Business, administration and law	Natural sciences, mathematics and statistics	Information and communication technologies	Engineering, manufacturing and construction	Agriculture, forestry, fisheries and veterinary	Health and welfare	Services	
	All	Women											
Faculty of Law, Security and Management "Konstantin the Great"	536	139	-	-	-	536	-	-	-	-	-	-	-
<i>State higher schools (colleges)</i>	5959	2741	554	41	171	1479	10	714	1647	450	-	893	
College of Applied Studies in Agriculture and Food Processing – Prokuplje	498	209	-	-	-	-	-	-	156	342	-	-	
Business College of Applied Studies	1268	561	-	-	-	964	-	217	-	-	-	87	
Business College of Applied Studies – Leskovac	1014	563	-	-	105	504	-	-	-	-	-	405	
College of Vocational Studies – Vranje	412	153	-	-	66	11	-	-	292	-	-	43	
Preschool Teacher Training College of Applied Studies – Aleksinac	391	349	391	-	-	-	-	-	-	-	-	-	
Preschool Teacher Training College of Applied Studies – Pirot	163	154	163	-	-	-	-	-	-	-	-	-	
Technical College of Applied Studies – Nis	1364	360	-	-	-	-	-	497	645	-	-	222	
Technical College of Applied Studies – Pozarevac	632	275	-	-	-	-	-	-	388	108	-	136	
College of Applied Studies in Technology and Arts – Leskovac	217	117	-	41	-	-	10	-	166	-	-	-	
<b>Region Kosovo i Metohija</b>	...	...	...	...	...	...	...	...	...	...	...	...	



**Enrolled students by sex**



**Students by tertiary education institutions**



## 1.4. Enrolled students by financing modality and sex

	Student								
	Total			Budget-financed			Self-financed		
	All	Men	Women	All	Men	Women	All	Men	Women
<b>REPUBLIC OF SERBIA</b>	<b>262108</b>	<b>115206</b>	<b>146902</b>	<b>107473</b>	<b>44281</b>	<b>63192</b>	<b>154635</b>	<b>70925</b>	<b>83710</b>
SRBIJA – SEVER	205604	90534	115070	77549	31514	46035	128055	59020	69035
<b>Beogradski region</b>	<b>147828</b>	<b>64452</b>	<b>83376</b>	<b>50948</b>	<b>20462</b>	<b>30486</b>	<b>96880</b>	<b>43990</b>	<b>52890</b>
<i>State universities</i>	<i>106352</i>	<i>42687</i>	<i>63665</i>	<i>44658</i>	<i>17260</i>	<i>27398</i>	<i>61694</i>	<i>25427</i>	<i>36267</i>
Academy of Criminalistics and Police Studies	1783	1052	731	286	159	127	1497	893	604
University of Defense	877	622	255	704	512	192	173	110	63
<i>University of Belgrade</i>	<i>100975</i>	<i>40022</i>	<i>60953</i>	<i>42026</i>	<i>15998</i>	<i>26028</i>	<i>58949</i>	<i>24024</i>	<i>34925</i>
Faculty of Architecture	1636	573	1063	1086	337	749	550	236	314
University of Belgrade – interdisciplinary studies	565	301	264	66	26	40	499	275	224
Faculty of Biology	2033	454	1579	845	176	669	1188	278	910
Faculty of Orthodox Theology	1627	1437	190	760	692	68	867	745	122
Faculty of Economics	9211	2848	6363	2607	792	1815	6604	2056	4548
Faculty of Electrical Engineering	4432	3091	1341	1977	1291	686	2455	1800	655
Faculty of Security	2812	1016	1796	724	207	517	2088	809	1279
Faculty of Organisational Sciences	5961	2617	3344	2162	817	1345	3799	1800	1999
Faculty of Political Sciences	4365	1397	2968	990	315	675	3375	1082	2293
Faculty of Sports and Physical Education	1677	1245	432	691	507	184	986	738	248
Faculty of Physical Chemistry	652	172	480	267	80	187	385	92	293
Faculty for Special Education and Rehabilitation	2391	201	2190	1118	73	1045	1273	128	1145
Faculty of Pharmacy	2670	446	2224	1434	248	1186	1236	198	1038
Faculty of Philology	8762	1398	7364	4031	634	3397	4731	764	3967
Faculty of Philosophy	4869	1668	3201	2530	828	1702	2339	840	1499
Faculty of Physics	804	429	375	360	182	178	444	247	197
Faculty of Geography	2065	687	1378	834	274	560	1231	413	818
Faculty of Civil Engineering	3016	1909	1107	1060	675	385	1956	1234	722
Faculty of Chemistry	1138	261	877	562	136	426	576	125	451
Faculty of Mechanical Engineering	3850	3114	736	1964	1529	435	1886	1585	301
Faculty of Mathematics	2459	1205	1254	1088	546	542	1371	659	712
Faculty of Medicine	5602	2044	3558	2897	1012	1885	2705	1032	1673
Faculty of Agriculture	4942	2152	2790	2479	1049	1430	2463	1103	1360
Faculty of Law	9487	3675	5812	2673	1033	1640	6814	2642	4172
Faculty of Mining and Geology	1802	1100	702	865	509	356	937	591	346
Faculty of Transport and Traffic Engineering	2257	1368	889	1092	597	495	1165	771	394
Faculty of Stomatology	1666	546	1120	1112	369	743	554	177	377
Faculty of Forestry	1923	1062	861	804	420	384	1119	642	477
Faculty of Technology and Metallurgy	2218	597	1621	964	239	725	1254	358	896
Teacher Training Faculty	2616	181	2435	1339	82	1257	1277	99	1178
Faculty of Veterinary	1467	828	639	645	323	322	822	505	317
<i>University of Arts of Belgrade</i>	<i>2717</i>	<i>991</i>	<i>1726</i>	<i>1642</i>	<i>591</i>	<i>1051</i>	<i>1075</i>	<i>400</i>	<i>675</i>
Faculty of Dramatic Arts	464	220	244	342	166	176	122	54	68
Faculty of Fine Arts	329	111	218	205	63	142	124	48	76
Faculty of Music	989	373	616	603	224	379	386	149	237
Faculty of Applied Arts	782	240	542	489	137	352	293	103	190
Interdisciplinary Studies of the University of Arts	153	47	106	3	1	2	150	46	104



#### 1.4. Enrolled students by financing modality and sex (continued)

	Student								
	Total			Budget-financed			Self-financed		
	All	Men	Women	All	Men	Women	All	Men	Women
<b>Private universities</b>	<b>19233</b>	<b>9763</b>	<b>9470</b>	-	-	-	<b>19233</b>	<b>9763</b>	<b>9470</b>
<i>Alfa University ("Braca Karic")</i>	1149	662	487	-	-	-	1149	662	487
Academy of Arts "Braca Karic"	193	98	95	-	-	-	193	98	95
Faculty of Finance, Banking and Auditing	745	384	361	-	-	-	745	384	361
Faculty of Sport Management	211	180	31	-	-	-	211	180	31
<i>John Naisbitt ("Megatrend")</i>	4157	1992	2165	-	-	-	4157	1992	2165
Faculty of Civil Aviation	62	49	13	-	-	-	62	49	13
Faculty of Culture and Media	954	294	660	-	-	-	954	294	660
Faculty of International Economics	494	228	266	-	-	-	494	228	266
Faculty of Business Studies	921	465	456	-	-	-	921	465	456
Faculty of Law, Public Service and Security	1102	546	556	-	-	-	1102	546	556
Faculty of Arts and Design	113	29	84	-	-	-	113	29	84
CIS John Naisbitt – integrated studies	511	381	130	-	-	-	511	381	130
<i>European university</i>	110	46	64	-	-	-	110	46	64
Faculty of European Business and Marketing	91	30	61	-	-	-	91	30	61
Faculty of International Engineering Management	19	16	3	-	-	-	19	16	3
<i>Faculty outside universities</i>	1228	620	608	-	-	-	1228	620	608
Modern Business School	270	170	100	-	-	-	270	170	100
Serbian Orthodox Church School of Theology	65	25	40	-	-	-	65	25	40
Faculty for Business Economics and Entrepreneurship	893	425	468	-	-	-	893	425	468
<i>University "Metropolitan"</i>	752	463	289	-	-	-	752	463	289
Faculty of Information Technologies, Faculty of Management, Faculty of Digital Arts	752	463	289	-	-	-	752	463	289
<i>University "Educons"</i>	140	70	70	-	-	-	140	70	70
Faculty of Project and Innovation Management	140	70	70	-	-	-	140	70	70
<i>University – Business Academy</i>	459	236	223	-	-	-	459	236	223
Faculty of Applied Management, Economics and Finance – Belgrade	459	236	223	-	-	-	459	236	223
<i>University "Singidunum"</i>	6803	3152	3651	-	-	-	6803	3152	3651
Faculty of Economics, Finance and Administration	377	207	170	-	-	-	377	207	170
Faculty of Media and Communication	1532	379	1153	-	-	-	1532	379	1153
Faculty of Applied Ecology "Futura"	180	81	99	-	-	-	180	81	99
Faculty of Business, Faculty of Informatics and Computer Science, Faculty of Tourism and Hospitality Management and Faculty of Physical Culture and Sports Management and Faculty of Technics	4714	2485	2229	-	-	-	4714	2485	2229
<i>University "Union"</i>	1314	847	467	-	-	-	1314	847	467
Academy of Fine Arts	181	65	116	-	-	-	181	65	116
Belgrade Banking Academy – Faculty of Banking and Insurance	309	141	168	-	-	-	309	141	168
Faculty of Law	252	158	94	-	-	-	252	158	94
Faculty of Computing	572	483	89	-	-	-	572	483	89

#### 1.4. Enrolled students by financing modality and sex (continued)

	Student								
	Total			Budget-financed			Self-financed		
	All	Men	Women	All	Men	Women	All	Men	Women
<i>University "Union – Nikola Tesla"</i>	3121	1675	1446	-	-	-	3121	1675	1446
Faculty of Construction Management, Faculty of Entrepreneurship and Real Estate Management, Faculty of Ecology and Environmental Protection and Faculty of International Politics and Security	487	271	216	-	-	-	487	271	216
Faculty of Diplomacy and Security	42	19	23	-	-	-	42	19	23
Faculty of Industrial Management – Mladenovac	507	324	183	-	-	-	507	324	183
Faculty of Engineering Management	342	198	144	-	-	-	342	198	144
Faculty of Business Studies and Law	1591	752	839	-	-	-	1591	752	839
Faculty of Strategic and Operational Management	152	111	41	-	-	-	152	111	41
<i>State higher schools (colleges)</i>	18937	10136	8801	6290	3202	3088	12647	6934	5713
Belgrade Business School	4648	2037	2611	633	181	452	4015	1856	2159
College of Applied Studies in Civil Engineering and Geodesy	1156	822	334	490	333	157	666	489	177
College of Hotel Management	774	453	321	302	168	134	472	285	187
College of Applied Studies in Engineering	943	679	264	543	378	165	400	301	99
College of Applied Studies in Electrical Engineering and Computer Science	2896	2578	318	862	748	114	2034	1830	204
College fo Fine and Applied Arts	141	52	89	90	29	61	51	23	28
ICT College of Applied Studies	1294	950	344	478	340	138	816	610	206
Polytechnic College of Applied Studies - Belgrade	1326	519	807	700	261	439	626	258	368
Technical College of Applied Studies	699	611	88	260	226	34	439	385	54
Textile College of Applied Studies in Design, Technology and Management	449	75	374	298	45	253	151	30	121
College of Tourism	1196	383	813	365	84	281	831	299	532
Medical College of Applied Sciences	2955	677	2278	900	171	729	2055	506	1549
Railway College of Applied Studies	460	300	160	369	238	131	91	62	29
<i>Private higher schools (colleges)</i>	3306	1866	1440	-	-	-	3306	1866	1440
Football Academy – College of Applied Studies	135	112	23	-	-	-	135	112	23
Sports Academy	86	63	23	-	-	-	86	63	23
Medical College of Applied Studies "Milutin Milankovic"	245	81	164	-	-	-	245	81	164
Business College of Applied Studies – Zemun	406	215	191	-	-	-	406	215	191
College of Economics and Administration	237	138	99	-	-	-	237	138	99
Information Technology College of Applied Studies	892	715	177	-	-	-	892	715	177
College of Applied Studies of Sports and Medicine	308	201	107	-	-	-	308	201	107
College of Applied Studies of Business Communication	38	16	22	-	-	-	38	16	22
College of Applied Studies of Entrepreneurship	169	105	64	-	-	-	169	105	64
College of Applied Studies for Medicine and Hygiene "Visan"	790	220	570	-	-	-	790	220	570



#### 1.4. Enrolled students by financing modality and sex (continued)

	Student								
	Total			Budget-financed			Self-financed		
	All	Men	Women	All	Men	Women	All	Men	Women
<b>Region Vojvodine</b>	<b>57776</b>	<b>26082</b>	<b>31694</b>	<b>26601</b>	<b>11052</b>	<b>15549</b>	<b>31175</b>	<b>15030</b>	<b>16145</b>
<i>State universities</i>	43897	19574	24323	23690	9785	13905	20207	9789	10418
<i>University of Novi Sad</i>	43897	19574	24323	23690	9785	13905	20207	9789	10418
Arts Academy	815	378	437	653	287	366	162	91	71
Faculty of Economics – Subotica	4327	1392	2935	2157	634	1523	2170	758	1412
Faculty of Sports and Physical Education	1270	947	323	670	476	194	600	471	129
Faculty of Technical Sciences	13660	8722	4938	7092	4228	2864	6568	4494	2074
Faculty of Philosophy	4644	1086	3558	2756	565	2191	1888	521	1367
Faculty of Civil Engineering – Subotica	642	419	223	393	264	129	249	155	94
Faculty of Medicine	3952	1102	2850	2159	546	1613	1793	556	1237
Faculty of Education – Sombor	536	106	430	341	60	281	195	46	149
Faculty of Agriculture	2610	1168	1442	1891	792	1099	719	376	343
Faculty of Law	3114	1243	1871	708	236	472	2406	1007	1399
Faculty of Sciences	5624	1900	3724	3124	998	2126	2500	902	1598
"Mihailo Pupin" Technical Faculty – Zrenjanin	1232	717	515	916	495	421	316	222	94
Faculty of Technology	1083	300	783	637	176	461	446	124	322
Teacher Training Faculty in the Hungarian Language – Subotica	188	35	153	154	21	133	34	14	20
University of Novi Sad – rectorate	200	59	141	39	7	32	161	52	109
<i>Private universities</i>	6991	3354	3637	-	-	-	6991	3354	3637
<i>University "Educons"</i>	1750	975	775	-	-	-	1750	975	775
Faculty of European Legal and Political Studies – Novi Sad	161	72	89	-	-	-	161	72	89
Faculty of Business Studies – University "Educons"	1315	710	605	-	-	-	1315	710	605
Faculty for Sports and Tourism	274	193	81	-	-	-	274	193	81
<i>University Business Academy</i>	2929	1380	1549	-	-	-	2929	1380	1549
Faculty of Economics and Engineering Management	788	414	374	-	-	-	788	414	374
Faculty of Pharmacy – Novi Sad	460	115	345	-	-	-	460	115	345
Legal Faculty for Business and Legislation	1400	699	701	-	-	-	1400	699	701
Faculty of Dentistry - Pancevo	281	152	129	-	-	-	281	152	129
<i>University "Union"</i>	1635	600	1035	-	-	-	1635	600	1035
Faculty for Legal and Business Studies "Dr Lazar Vrkatic" – Novi Sad	1635	600	1035	-	-	-	1635	600	1035
<i>University "Union – Nikola Tesla"</i>	677	399	278	-	-	-	677	399	278
Faculty of Management – Sremski Karlovci	677	399	278	-	-	-	677	399	278
<i>State higher schools (colleges)</i>	6559	2964	3595	2911	1267	1644	3648	1697	1951
Business College of Applied Studies	1347	469	878	351	97	254	996	372	624
Preschool Teacher Training College of Applied Studies – Kikinda	317	73	244	212	48	164	105	25	80
Preschool Teacher Training College of Applied Studies – Novi Sad	560	26	534	244	9	235	316	17	299

#### 1.4. Enrolled students by financing modality and sex (continued)

	Student								
	Total			Budget-financed			Self-financed		
	All	Men	Women	All	Men	Women	All	Men	Women
Preschool Teacher Training College of Applied Studies – Sremska Mitrovica	539	76	463	235	37	198	304	39	265
Preschool Teacher Training College of Applied Studies – Subotica	499	130	369	266	59	207	233	71	162
Preschool Teacher Training College of Applied Studies – Vrsac	377	25	352	187	14	173	190	11	179
Technical College of Applied Studies – Novi Sad	1729	1295	434	676	478	198	1053	817	236
Technical College of Applied Studies – Subotica	626	540	86	380	320	60	246	220	26
Technical College of Applied Studies – Zrenjanin	565	330	235	360	205	155	205	125	80
<i>Private higher schools (colleges)</i>	329	190	139	-	-	-	329	190	139
College of Applied Studies in Management and Business Communication – Sremski Karlovci	329	190	139	-	-	-	329	190	139
SRBIJA – JUG	56504	24672	31832	29924	12767	17157	26580	11905	14675
<b>Region Šumadije i Zapadne Srbije</b>	<b>27871</b>	<b>11349</b>	<b>16522</b>	<b>13834</b>	<b>5406</b>	<b>8428</b>	<b>14037</b>	<b>5943</b>	<b>8094</b>
<i>State universities</i>	17745	6628	11117	9497	3444	6053	8248	3184	5064
<i>University of Kragujevac</i>	15715	5791	9924	8545	3097	5448	7170	2694	4476
Faculty of Agronomy – Cacak	348	139	209	244	103	141	104	36	68
Faculty of Economics	3052	802	2250	1109	251	858	1943	551	1392
Faculty of Hotel Management and Tourism	504	169	335	262	72	190	242	97	145
Faculty of Philology and Arts	1760	413	1347	969	206	763	791	207	584
Faculty of Engineering	1452	1063	389	919	653	266	533	410	123
Faculty of Mechanical Engineering – Kraljevo	604	433	171	397	281	116	207	152	55
Faculty of Medical Science	2115	643	1472	1382	364	1018	733	279	454
Faculty of Education – Jagodina	1063	133	930	565	58	507	498	75	423
Faculty of Law	1554	558	996	639	201	438	915	357	558
Faculty of Science	1672	657	1015	989	388	601	683	269	414
Technical Faculty – Cacak	992	708	284	699	483	216	293	225	68
Teacher Training Faculty – Uzice	599	73	526	371	37	334	228	36	192
State University of Novi Pazar	2030	837	1193	952	347	605	1078	490	588
<i>Private universities</i>	1339	579	760	-	-	-	1339	579	760
International University of Novi Pazar	926	417	509	-	-	-	926	417	509
<i>University "Singidunum"</i>	413	162	251	-	-	-	413	162	251
Faculty of Health, Legal and Business Studies – Valjevo	413	162	251	-	-	-	413	162	251
<i>State higher schools (colleges)</i>	8276	3900	4376	4337	1962	2375	3939	1938	2001
Medical, Business and Technology College of Applied Studies – Sabac	839	385	454	411	169	242	428	216	212
Medical College of Applied Studies – Cuprija	1117	306	811	269	41	228	848	265	583
Agricultural College of Applied Studies – Sabac	465	261	204	260	124	136	205	137	68



#### 1.4. Enrolled students by financing modality and sex (continued)

	Student								
	Total			Budget-financed			Self-financed		
	All	Men	Women	All	Men	Women	All	Men	Women
Business College of Applied Studies – Valjevo	591	180	411	298	93	205	293	87	206
Business and Technical College of Applied Studies – Uzice	1157	661	496	811	453	358	346	208	138
Preschool Teacher Training College of Applied Studies – Krusevac	454	32	422	297	26	271	157	6	151
Preschool Teacher Training College of Applied Studies – Sabac	563	35	528	286	8	278	277	27	250
Technical College of Applied Studies – Cacak	758	558	200	521	369	152	237	189	48
Technical College of Applied Studies – Kragujevac	598	399	199	338	213	125	260	186	74
Technical College of Applied Studies in Mechanical Engineering – Trstenik	930	705	225	350	246	104	580	459	121
Technical and Technological College of Applied Studies – Krusevac	354	192	162	266	136	130	88	56	32
Technological College of Applied Studies – Arandjelovac	450	186	264	230	84	146	220	102	118
<i>Private higher schools (colleges)</i>	511	242	269	-	-	-	511	242	269
Business College of Applied Studies "dr Radomir Bojkovic" - Krusevac	511	242	269	-	-	-	511	242	269
<b>Region Južne i Istočne Srbije</b>	<b>28633</b>	<b>13323</b>	<b>15310</b>	<b>16090</b>	<b>7361</b>	<b>8729</b>	<b>12543</b>	<b>5962</b>	<b>6581</b>
<i>State universities</i>	21559	9420	12139	12629	5572	7057	8930	3848	5082
<i>University of Belgrade</i>	1080	517	563	536	259	277	544	258	286
Technical Faculty – Bor	1080	517	563	536	259	277	544	258	286
<i>University of Nis</i>	20479	8903	11576	12093	5313	6780	8386	3590	4796
Faculty of Economics	2957	873	2084	1443	441	1002	1514	432	1082
Faculty of Electronic Engineering	2089	1581	508	1545	1129	416	544	452	92
Faculty of Sports and Physical Education	1185	967	218	703	563	140	482	404	78
Faculty of Arts	309	129	180	243	100	143	66	29	37
Faculty of Occupational Safety	1325	678	647	799	393	406	526	285	241
Faculty of Philosophy	2740	681	2059	1546	339	1207	1194	342	852
Faculty of Civil Engineering and Architecture	987	498	489	680	327	353	307	171	136
Faculty of Mechanical Engineering	1270	884	386	871	581	290	399	303	96
Faculty of Medicine	2978	983	1995	1609	551	1058	1369	432	937
Faculty of Law	2024	800	1224	973	344	629	1051	456	595
Faculty of Science and Mathematics	1718	601	1117	1041	386	655	677	215	462
Faculty of Technology – Leskovac	455	133	322	319	94	225	136	39	97
Faculty of Pedagogy – Vranje	442	95	347	321	65	256	121	30	91
<i>Private universities</i>	1115	685	430	-	-	-	1115	685	430
John Naisbitt ("Megatrend")	579	288	291	-	-	-	579	288	291
Faculty of Management – Zajecar	579	288	291	-	-	-	579	288	291
<i>University "Union – Nikola Tesla"</i>	536	397	139	-	-	-	536	397	139
Faculty of Law, Security and Management "Konstantin the Great"	536	397	139	-	-	-	536	397	139

#### 1.4. Enrolled students by financing modality and sex (continued)

	Student								
	Total			Budget-financed			Self-financed		
	All	Men	Women	All	Men	Women	All	Men	Women
<i>State higher schools (colleges)</i>	5959	3218	2741	3461	1789	1672	2498	1429	1069
College of Applied Studies in Agriculture and Food Processing – Prokuplje	498	289	209	405	224	181	93	65	28
Business College of Applied Studies	1268	707	561	622	361	261	646	346	300
Business College of Applied Studies – Leskovac	1014	451	563	409	150	259	605	301	304
College of Vocational Studies – Vranje	412	259	153	267	152	115	145	107	38
Preschool Teacher Training College of Applied Studies – Aleksinac	391	42	349	213	20	193	178	22	156
Preschool Teacher Training College of Applied Studies – Pirot	163	9	154	136	9	127	27	-	27
Technical College of Applied Studies – Nis	1364	1004	360	770	539	231	594	465	129
Technical College of Applied Studies – Pozarevac	632	357	275	456	246	210	176	111	65
College of Applied Studies in Technology and Arts – Leskovac	217	100	117	183	88	95	34	12	22
<b>Region Kosovo i Metohija</b>	...	...	...	...	...	...	...	...	...



## 1.5. Students by previously completed

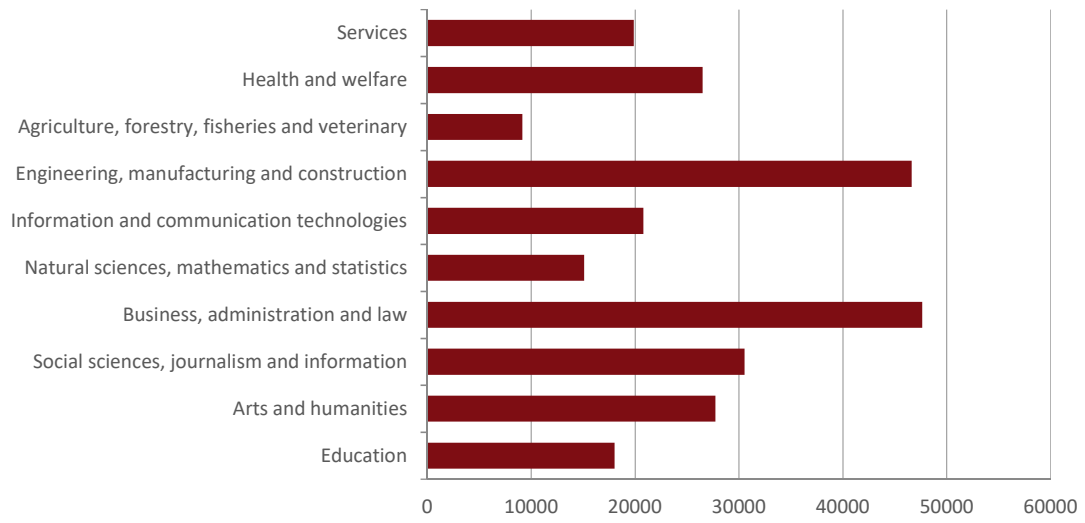
	Total			Previously completed school								
				Gymna- siums	Mining, geology and metal- lurgy	Forestry and wood proces- sing	Machinery and metal proces- sing	Electrical engi- neering	Textile and leather industry	Chemistry, non-metal work and printing	Constru- ction, architec- ture and geodesy	Transport
	All	Men	Women									
<b>Newly enrolled students</b>												
<b>REPUBLIC OF SERBIA</b>	<b>59269</b>	<b>27646</b>	<b>31623</b>	<b>21964</b>	<b>108</b>	<b>240</b>	<b>2491</b>	<b>2817</b>	<b>219</b>	<b>1304</b>	<b>1021</b>	<b>1304</b>
Higher schools (colleges)	14597	7728	6869	2343	24	41	1120	1038	82	566	388	634
Faculties and art academies	44672	19918	24754	19621	84	199	1371	1779	137	738	633	670
<b>SRBIJA – SEVER</b>	<b>44866</b>	<b>20941</b>	<b>23925</b>	<b>18189</b>	<b>73</b>	<b>192</b>	<b>1704</b>	<b>2247</b>	<b>164</b>	<b>948</b>	<b>881</b>	<b>995</b>
Higher schools (colleges)	9603	5116	4487	1699	21	33	715	822	72	336	325	442
Faculties and art academies	35263	15825	19438	16490	52	159	989	1425	92	612	556	553
<b>Beogradski region</b>	<b>31835</b>	<b>14724</b>	<b>17111</b>	<b>13606</b>	<b>67</b>	<b>163</b>	<b>1056</b>	<b>1548</b>	<b>122</b>	<b>605</b>	<b>645</b>	<b>671</b>
Higher schools (colleges)	7569	4093	3476	1322	18	29	472	614	64	213	269	348
Faculties and art academies	24266	10631	13635	12284	49	134	584	934	58	392	376	323
<b>Region Vojvodine</b>	<b>13031</b>	<b>6217</b>	<b>6814</b>	<b>4583</b>	<b>6</b>	<b>29</b>	<b>648</b>	<b>699</b>	<b>42</b>	<b>343</b>	<b>236</b>	<b>324</b>
Higher schools (colleges)	2034	1023	1011	377	3	4	243	208	8	123	56	94
Faculties and art academies	10997	5194	5803	4206	3	25	405	491	34	220	180	230
<b>SRBIJA – JUG</b>	<b>14403</b>	<b>6705</b>	<b>7698</b>	<b>3775</b>	<b>35</b>	<b>48</b>	<b>787</b>	<b>570</b>	<b>55</b>	<b>356</b>	<b>140</b>	<b>309</b>
Higher schools (colleges)	4994	2612	2382	644	3	8	405	216	10	230	63	192
Faculties and art academies	9409	4093	5316	3131	32	40	382	354	45	126	77	117
<b>Region Šumadije i Zapadne Srbije</b>	<b>7418</b>	<b>3267</b>	<b>4151</b>	<b>1765</b>	<b>5</b>	<b>41</b>	<b>455</b>	<b>209</b>	<b>33</b>	<b>169</b>	<b>53</b>	<b>162</b>
Higher schools (colleges)	2920	1455	1465	348	3	5	259	101	3	140	33	113
Faculties and art academies	4498	1812	2686	1417	2	36	196	108	30	29	20	49
<b>Region Južne i Istočne Srbije</b>	<b>6985</b>	<b>3438</b>	<b>3547</b>	<b>2010</b>	<b>30</b>	<b>7</b>	<b>332</b>	<b>361</b>	<b>22</b>	<b>187</b>	<b>87</b>	<b>147</b>
Higher schools (colleges)	2074	1157	917	296	-	3	146	115	7	90	30	79
Faculties and art academies	4911	2281	2630	1714	30	4	186	246	15	97	57	68
<b>Region Kosovo i Metohija</b>	...	...	...	...	...	...	...	...	...	...	...	...
<b>All students</b>												
<b>REPUBLIKA SRBIJA</b>	<b>262108</b>	<b>115206</b>	<b>146902</b>	<b>111450</b>	<b>386</b>	<b>1058</b>	<b>8972</b>	<b>10877</b>	<b>757</b>	<b>4509</b>	<b>4179</b>	<b>4299</b>
Higher schools (colleges)	43877	22516	21361	6896	63	131	3251	3384	267	1706	1352	1825
Faculties and art academies	218231	92690	125541	104554	323	927	5721	7493	490	2803	2827	2474
<b>SRBIJA – SEVER</b>	<b>205604</b>	<b>90534</b>	<b>115070</b>	<b>94808</b>	<b>311</b>	<b>915</b>	<b>6263</b>	<b>9013</b>	<b>586</b>	<b>3273</b>	<b>3680</b>	<b>3181</b>
Higher schools (colleges)	29131	15156	13975	5076	52	94	2066	2716	233	1059	1166	1138
Faculties and art academies	176473	75378	101095	89732	259	821	4197	6297	353	2214	2514	2043
<b>Beogradski region</b>	<b>147828</b>	<b>64452</b>	<b>83376</b>	<b>72775</b>	<b>290</b>	<b>827</b>	<b>3991</b>	<b>6278</b>	<b>432</b>	<b>2042</b>	<b>2621</b>	<b>2164</b>
Higher schools (colleges)	22243	12002	10241	3854	46	73	1289	2047	199	651	942	865
Faculties and art academies	125585	52450	73135	68921	244	754	2702	4231	233	1391	1679	1299
<b>Region Vojvodine</b>	<b>57776</b>	<b>26082</b>	<b>31694</b>	<b>22033</b>	<b>21</b>	<b>88</b>	<b>2272</b>	<b>2735</b>	<b>154</b>	<b>1231</b>	<b>1059</b>	<b>1017</b>
Higher schools (colleges)	6888	3154	3734	1222	6	21	777	669	34	408	224	273
Faculties and art academies	50888	22928	27960	20811	15	67	1495	2066	120	823	835	744
<b>SRBIJA – JUG</b>	<b>56504</b>	<b>24672</b>	<b>31832</b>	<b>16642</b>	<b>75</b>	<b>143</b>	<b>2709</b>	<b>1864</b>	<b>171</b>	<b>1236</b>	<b>499</b>	<b>1118</b>
Higher schools (colleges)	14746	7360	7386	1820	11	37	1185	668	34	647	186	687
Faculties and art academies	41758	17312	24446	14822	64	106	1524	1196	137	589	313	431
<b>Region Šumadije i Zapadne Srbije</b>	<b>27871</b>	<b>11349</b>	<b>16522</b>	<b>7250</b>	<b>15</b>	<b>115</b>	<b>1611</b>	<b>615</b>	<b>92</b>	<b>561</b>	<b>173</b>	<b>614</b>
Higher schools (colleges)	8787	4142	4645	994	11	27	774	266	16	424	90	418
Faculties and art academies	19084	7207	11877	6256	4	88	837	349	76	137	83	196
<b>Region Južne i Istočne Srbije</b>	<b>28633</b>	<b>13323</b>	<b>15310</b>	<b>9392</b>	<b>60</b>	<b>28</b>	<b>1098</b>	<b>1249</b>	<b>79</b>	<b>675</b>	<b>326</b>	<b>504</b>
Higher schools (colleges)	5959	3218	2741	826	-	10	411	402	18	223	96	269
Faculties and art academies	22674	10105	12569	8566	60	18	687	847	61	452	230	235
<b>Region Kosovo i Metohija</b>	...	...	...	...	...	...	...	...	...	...	...	...

## secondary school

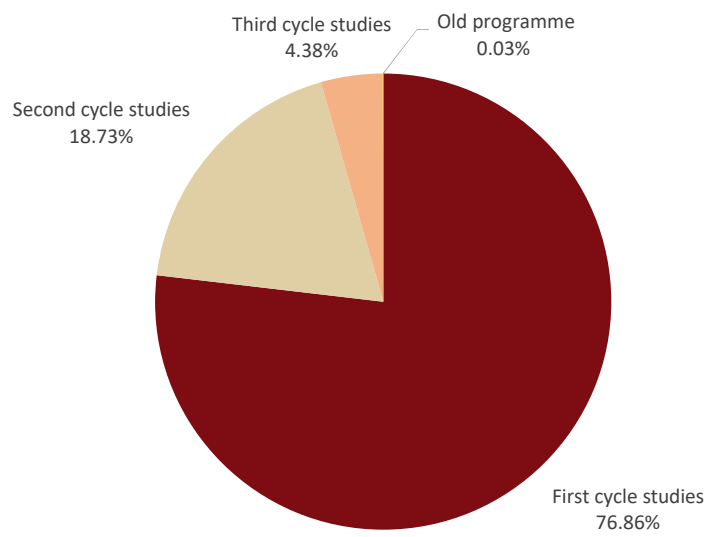
Previouslu completed school												
Agriculture and food processing	Hydrometeorology and science and mathematics	Economics, law and administration	Tourism, catering and trade	Health and social welfare	Teacher training	Personal services	Culture, arts and public communication	Religion	Military and police	Other technical and vocational schools lasting four years	Unknown	
<b>Newly enrolled students</b>												
<b>1664</b>	<b>59</b>	<b>10649</b>	<b>1969</b>	<b>5590</b>	<b>21</b>	<b>32</b>	<b>1038</b>	<b>194</b>	<b>174</b>	<b>6118</b>	<b>288</b>	<b>REPUBLIC OF SERBIA</b>
556	1	2746	851	1634	8	13	177	4	38	2313	17	Higher schools (colleges)
1108	58	7903	1118	3956	13	19	861	190	136	3805	271	Faculties and art academies
1105	58	7689	1322	3830	17	27	800	187	166	4005	264	SRBIJA – SEVER
195	1	1837	529	1114	6	10	125	-	36	1272	12	Higher schools (colleges)
910	57	5852	793	2716	11	17	675	187	130	2733	252	Faculties and art academies
<b>629</b>	<b>54</b>	<b>5220</b>	<b>1111</b>	<b>2665</b>	<b>12</b>	<b>21</b>	<b>581</b>	<b>186</b>	<b>128</b>	<b>2536</b>	<b>209</b>	<b>Beogradski region</b>
125	1	1419	473	952	3	9	104	-	30	1099	5	Higher schools (colleges)
504	53	3801	638	1713	9	12	477	186	98	1437	204	Faculties and art academies
<b>476</b>	<b>4</b>	<b>2469</b>	<b>211</b>	<b>1165</b>	<b>5</b>	<b>6</b>	<b>219</b>	<b>1</b>	<b>38</b>	<b>1469</b>	<b>55</b>	<b>Region Vojvodine</b>
70	-	418	56	162	3	1	21	-	6	173	7	Higher schools (colleges)
406	4	2051	155	1003	2	5	198	1	32	1296	48	Faculties and art academies
559	1	2960	647	1760	4	5	238	7	8	2113	24	SRBIJA – JUG
361	-	909	322	520	2	3	52	4	2	1041	5	Higher schools (colleges)
198	1	2051	325	1240	2	2	186	3	6	1072	19	Faculties and art academies
<b>259</b>	<b>-</b>	<b>1538</b>	<b>297</b>	<b>1067</b>	<b>-</b>	<b>1</b>	<b>101</b>	<b>4</b>	<b>3</b>	<b>1242</b>	<b>12</b>	<b>Region Šumadije i Zapadne Srbije</b>
162	-	533	114	456	-	-	31	4	2	608	3	Higher schools (colleges)
97	-	1005	183	611	-	1	70	-	1	634	9	Faculties and art academies
<b>300</b>	<b>1</b>	<b>1422</b>	<b>350</b>	<b>693</b>	<b>4</b>	<b>4</b>	<b>137</b>	<b>3</b>	<b>5</b>	<b>871</b>	<b>12</b>	<b>Region Južne i Istočne Srbije</b>
199	-	376	208	64	2	3	21	-	-	433	2	Higher schools (colleges)
101	1	1046	142	629	2	1	116	3	5	438	10	Faculties and art academies
...	...	...	...	...	...	...	...	...	...	...	...	<b>Region Kosovo i Metohija</b>
<b>All students</b>												
<b>6438</b>	<b>225</b>	<b>43800</b>	<b>7217</b>	<b>23958</b>	<b>91</b>	<b>114</b>	<b>4753</b>	<b>837</b>	<b>800</b>	<b>24983</b>	<b>2386</b>	<b>REPUBLIKA SRBIJA</b>
1657	4	7939	2281	5134	28	45	571	14	102	6909	312	Higher schools (colleges)
4781	221	35861	4936	18824	63	69	4182	823	698	18074	2074	Faculties and art academies
4647	223	31526	5039	17005	65	92	3786	824	750	17760	1843	SRBIJA – SEVER
615	4	5198	1365	3681	17	31	420	5	91	4007	95	Higher schools (colleges)
4032	219	26328	3674	13324	48	61	3366	819	659	13753	1748	Faculties and art academies
<b>3023</b>	<b>191</b>	<b>21074</b>	<b>4214</b>	<b>11967</b>	<b>43</b>	<b>76</b>	<b>2729</b>	<b>820</b>	<b>627</b>	<b>10530</b>	<b>1112</b>	<b>Beogradski region</b>
370	3	3639	1209	3227	6	23	292	5	79	3356	68	Higher schools (colleges)
2653	188	17435	3005	8740	37	53	2437	815	548	7174	1044	Faculties and art academies
<b>1624</b>	<b>32</b>	<b>10452</b>	<b>825</b>	<b>5038</b>	<b>22</b>	<b>16</b>	<b>1057</b>	<b>4</b>	<b>123</b>	<b>7230</b>	<b>731</b>	<b>Region Vojvodine</b>
245	1	1559	156	454	11	8	128	-	12	651	27	Higher schools (colleges)
1379	31	8893	669	4584	11	8	929	4	111	6579	704	Faculties and art academies
1791	2	12274	2178	6953	26	22	967	13	50	7223	543	SRBIJA – JUG
1042	-	2741	916	1453	11	14	151	9	11	2902	217	Higher schools (colleges)
749	2	9533	1262	5500	15	8	816	4	39	4321	326	Faculties and art academies
<b>822</b>	<b>-</b>	<b>6309</b>	<b>1006</b>	<b>3927</b>	<b>12</b>	<b>6</b>	<b>445</b>	<b>9</b>	<b>17</b>	<b>3938</b>	<b>332</b>	<b>Region Šumadije i Zapadne Srbije</b>
474	-	1659	355	1315	4	4	94	9	9	1650	192	Higher schools (colleges)
348	-	4650	651	2612	8	2	351	-	8	2288	140	Faculties and art academies
<b>969</b>	<b>2</b>	<b>5965</b>	<b>1172</b>	<b>3026</b>	<b>14</b>	<b>16</b>	<b>522</b>	<b>4</b>	<b>33</b>	<b>3285</b>	<b>211</b>	<b>Region Južne i Istočne Srbije</b>
568	-	1082	561	138	7	10	57	-	2	1252	25	Higher schools (colleges)
401	2	4883	611	2888	7	6	465	4	31	2033	186	Faculties and art academies
...	...	...	...	...	...	...	...	...	...	...	...	<b>Region Kosovo i Metohija</b>



### Enrolled students by fields of education



### Enrolled students by cycles of studies



## 1.6. Students by universities

Universities	Number of schools	Students								
		Total			Budget			Self-financed		
		All	Men	Women	All	Men	Women	All	Men	Women
<b>Total</b>	<b>180</b>	<b>262108</b>	<b>115206</b>	<b>146902</b>	<b>107473</b>	<b>44281</b>	<b>63192</b>	<b>154635</b>	<b>70925</b>	<b>83710</b>
<i>State universities</i>	<b>80</b>	<b>189553</b>	<b>78309</b>	<b>111244</b>	<b>90474</b>	<b>36061</b>	<b>54413</b>	<b>99079</b>	<b>42248</b>	<b>56831</b>
The Academy of Criminalistica and Police Studies	1	1783	1052	731	286	159	127	1497	893	604
University of Defense	1	877	622	255	704	512	192	173	110	63
University of Belgrade	32	102055	40539	61516	42562	16257	26305	59493	24282	35211
University of Kragujevac	12	15715	5791	9924	8545	3097	5448	7170	2694	4476
University of Niš	13	20479	8903	11576	12093	5313	6780	8386	3590	4796
University of Novi Pazar	1	2030	837	1193	952	347	605	1078	490	588
University of Novi Sad	15	43897	19574	24323	23690	9785	13905	20207	9789	10418
University of Arts	5	2717	991	1726	1642	591	1051	1075	400	675
<i>Private universities</i>	<b>45</b>	<b>28678</b>	<b>14381</b>	<b>14297</b>	-	-	-	<b>28678</b>	<b>14381</b>	<b>14297</b>
Alfa University ("Braca Karic")	3	1149	662	487	-	-	-	1149	662	487
European University	2	110	46	64	-	-	-	110	46	64
International University in Novi Pazar	1	926	417	509	-	-	-	926	417	509
"Metropolitan"	1	752	463	289	-	-	-	752	463	289
University "Educons"	4	1890	1045	845	-	-	-	1890	1045	845
University "Business Academy"	5	3388	1616	1772	-	-	-	3388	1616	1772
University "Singidunum"	5	7216	3314	3902	-	-	-	7216	3314	3902
University "Union"	5	2949	1447	1502	-	-	-	2949	1447	1502
University "Union – Nikola Tesla"	8	4334	2471	1863	-	-	-	4334	2471	1863
Faculties outside universities	3	1228	620	608	-	-	-	1228	620	608
"John Naisbitt" ("Megatrend")	8	4736	2280	2456	-	-	-	4736	2280	2456
<i>State higher schools (colleges)</i>	<b>43</b>	<b>39731</b>	<b>20218</b>	<b>19513</b>	<b>16999</b>	<b>8220</b>	<b>8779</b>	<b>22732</b>	<b>11998</b>	<b>10734</b>
State higher schools (colleges)	43	39731	20218	19513	16999	8220	8779	22732	11998	10734
<i>Private higher schools (colleges)</i>	<b>12</b>	<b>4146</b>	<b>2298</b>	<b>1848</b>	-	-	-	<b>4146</b>	<b>2298</b>	<b>1848</b>
Private higher schools (colleges)	12	4146	2298	1848	-	-	-	4146	2298	1848

## 1.7. Students by ethnicity

	Sex	Total	Ethnicity										
			Serbs	Albanians	Aus- trians	Ashkali	Belgians	Bosniaks	Bulga- rians	Bu- njevci	Vala- chians	The Gorani	Greeks
<b>REPUBLIC OF SERBIA</b>	<b>All</b>	<b>262108</b>	<b>205094</b>	<b>472</b>	<b>13</b>	<b>13</b>	<b>5</b>	<b>1445</b>	<b>43</b>	<b>81</b>	<b>46</b>	<b>146</b>	<b>87</b>
	<b>Men</b>	<b>115206</b>	<b>93736</b>	<b>227</b>	<b>9</b>	<b>6</b>	<b>1</b>	<b>733</b>	<b>24</b>	<b>50</b>	<b>22</b>	<b>75</b>	<b>49</b>
	<b>Women</b>	<b>146902</b>	<b>111358</b>	<b>245</b>	<b>4</b>	<b>7</b>	<b>4</b>	<b>712</b>	<b>19</b>	<b>31</b>	<b>24</b>	<b>71</b>	<b>38</b>
Higher schools (colleges)	All	43877	36748	18	7	5	3	160	10	20	3	24	1
	Men	22516	19572	10	5	3	1	127	5	13	1	15	-
	Women	21361	17176	8	2	2	2	33	5	7	2	9	1
Faculties and arts academies	All	218231	168346	454	6	8	2	1285	33	61	43	122	86
	Men	92690	74164	217	4	3	-	606	19	37	21	60	49
	Women	125541	94182	237	2	5	2	679	14	24	22	62	37
<b>SRBIJA – SEVER</b>	<b>All</b>	<b>205604</b>	<b>155208</b>	<b>321</b>	<b>6</b>	<b>11</b>	<b>1</b>	<b>644</b>	<b>28</b>	<b>80</b>	<b>29</b>	<b>114</b>	<b>83</b>
	<b>Men</b>	<b>90534</b>	<b>71428</b>	<b>141</b>	<b>4</b>	<b>4</b>	<b>-</b>	<b>327</b>	<b>16</b>	<b>50</b>	<b>14</b>	<b>56</b>	<b>48</b>
	<b>Women</b>	<b>115070</b>	<b>83780</b>	<b>180</b>	<b>2</b>	<b>7</b>	<b>1</b>	<b>317</b>	<b>12</b>	<b>30</b>	<b>15</b>	<b>58</b>	<b>35</b>
Higher schools (colleges)	All	29131	24264	10	2	3	-	28	4	20	1	14	1
	Men	15156	13094	4	2	1	-	23	2	13	1	9	-
	Women	13975	11170	6	-	2	-	5	2	7	-	5	1
Faculties and arts academies	All	176473	130944	311	4	8	1	616	24	60	28	100	82
	Men	75378	58334	137	2	3	-	304	14	37	13	47	48
	Women	101095	72610	174	2	5	1	312	10	23	15	53	34
<b>Beogradski region</b>	<b>All</b>	<b>147828</b>	<b>114294</b>	<b>72</b>	<b>4</b>	<b>8</b>	<b>1</b>	<b>450</b>	<b>21</b>	<b>15</b>	<b>26</b>	<b>97</b>	<b>29</b>
	<b>Men</b>	<b>64452</b>	<b>51607</b>	<b>40</b>	<b>3</b>	<b>3</b>	<b>-</b>	<b>221</b>	<b>11</b>	<b>10</b>	<b>12</b>	<b>48</b>	<b>17</b>
	<b>Women</b>	<b>83376</b>	<b>62687</b>	<b>32</b>	<b>1</b>	<b>5</b>	<b>1</b>	<b>229</b>	<b>10</b>	<b>5</b>	<b>14</b>	<b>49</b>	<b>12</b>
Higher schools (colleges)	All	22243	19681	5	2	3	-	18	3	1	1	11	-
	Men	12002	11001	2	2	1	-	15	1	1	1	8	-
	Women	10241	8680	3	-	2	-	3	2	-	-	3	-
Faculties and arts academies	All	125585	94613	67	2	5	1	432	18	14	25	86	29
	Men	52450	40606	38	1	2	-	206	10	9	11	40	17
	Women	73135	54007	29	1	3	1	226	8	5	14	46	12
<b>Region Vojvodine</b>	<b>All</b>	<b>57776</b>	<b>40914</b>	<b>249</b>	<b>2</b>	<b>3</b>	<b>-</b>	<b>194</b>	<b>7</b>	<b>65</b>	<b>3</b>	<b>17</b>	<b>54</b>
	<b>Men</b>	<b>26082</b>	<b>19821</b>	<b>101</b>	<b>1</b>	<b>1</b>	<b>-</b>	<b>106</b>	<b>5</b>	<b>40</b>	<b>2</b>	<b>8</b>	<b>31</b>
	<b>Women</b>	<b>31694</b>	<b>21093</b>	<b>148</b>	<b>1</b>	<b>2</b>	<b>-</b>	<b>88</b>	<b>2</b>	<b>25</b>	<b>1</b>	<b>9</b>	<b>23</b>
Higher schools (colleges)	All	6888	4583	5	-	-	-	10	1	19	-	3	1
	Men	3154	2093	2	-	-	-	8	1	12	-	1	-
	Women	3734	2490	3	-	-	-	2	-	7	-	2	1
Faculties and arts academies	All	50888	36331	244	2	3	-	184	6	46	3	14	53
	Men	22928	17728	99	1	1	-	98	4	28	2	7	31
	Women	27960	18603	145	1	2	-	86	2	18	1	7	22

**part (1)**

Ethnicity													Sex	
Danes	Egyptians	English	Italians	Jews	Armenians	Yugoslavs	The Chinese	Hungarians	Macedonians	Muslims	Germans	Norwegians		
4	9	11	34	12	6	120	7	2026	203	505	321	4	All	<b>REPUBLIC OF SERBIA</b>
-	8	6	17	7	3	97	5	978	106	185	109	3	Men	
4	1	5	17	5	3	23	2	1048	97	320	212	1	Women	
2	2	2	1	-	-	11	-	509	11	55	7	-	All	Higher schools (colleges)
-	1	1	1	-	-	10	-	354	2	30	4	-	Men	
2	1	1	-	-	-	1	-	155	9	25	3	-	Women	
2	7	9	33	12	6	109	7	1517	192	450	314	4	All	Faculties and arts academies
-	7	5	16	7	3	87	5	624	104	155	105	3	Men	
2	-	4	17	5	3	22	2	893	88	295	209	1	Women	
1	7	11	34	11	6	115	7	2004	183	355	314	3	All	<b>SRBIJA – SEVER</b>
-	7	6	17	6	3	94	5	967	97	118	104	3	Men	
1	-	5	17	5	3	21	2	1037	86	237	210	-	Women	
-	1	2	1	-	-	10	-	497	10	8	4	-	All	Higher schools (colleges)
-	1	1	1	-	-	9	-	348	2	3	2	-	Men	
-	-	1	-	-	-	1	-	149	8	5	2	-	Women	
1	6	9	33	11	6	105	7	1507	173	347	310	3	All	Faculties and arts academies
-	6	5	16	6	3	85	5	619	95	115	102	3	Men	
1	-	4	17	5	3	20	2	888	78	232	208	-	Women	
1	4	8	29	7	6	52	6	148	142	306	288	2	All	<b>Beogradski region</b>
-	4	4	15	3	3	42	4	75	76	99	89	2	Men	
1	-	4	14	4	3	10	2	73	66	207	199	-	Women	
-	1	-	1	-	-	5	-	21	3	6	-	-	All	Higher schools (colleges)
-	1	-	1	-	-	4	-	5	1	3	-	-	Men	
-	-	-	-	-	-	1	-	16	2	3	-	-	Women	
1	3	8	28	7	6	47	6	127	139	300	288	2	All	Faculties and arts academies
-	3	4	14	3	3	38	4	70	75	96	89	2	Men	
1	-	4	14	4	3	9	2	57	64	204	199	-	Women	
-	3	3	5	4	-	63	1	1856	41	49	26	1	All	<b>Region Vojvodine</b>
-	3	2	2	3	-	52	1	892	21	19	15	1	Men	
-	-	1	3	1	-	11	-	964	20	30	11	-	Women	
-	-	2	-	-	-	5	-	476	7	2	4	-	All	Higher schools (colleges)
-	-	1	-	-	-	5	-	343	1	-	2	-	Men	
-	-	1	-	-	-	-	-	133	6	2	2	-	Women	
-	3	1	5	4	-	58	1	1380	34	47	22	1	All	Faculties and arts academies
-	3	1	2	3	-	47	1	549	20	19	13	1	Men	
-	-	-	3	1	-	11	-	831	14	28	9	-	Women	

## 1.7. Students by ethnicity

	Sex	Total	Ethnicity										
			Serbs	Albanians	Aus- trians	Ashkali	Belgians	Bosniaks	Bulga- rians	Bu- njevci	Vala- chians	The Gorani	Greeks
SRBIJA – JUG	All	56504	49886	151	7	2	4	801	15	1	17	32	4
	Men	24672	22308	86	5	2	1	406	8	-	8	19	1
	Women	31832	27578	65	2	-	3	395	7	1	9	13	3
Higher schools (colleges)	All	14746	12484	8	5	2	3	132	6	-	2	10	-
	Men	7360	6478	6	3	2	1	104	3	-	-	6	-
	Women	7386	6006	2	2	-	2	28	3	-	2	4	-
Faculties and arts academies	All	41758	37402	143	2	-	1	669	9	1	15	22	4
	Men	17312	15830	80	2	-	-	302	5	-	8	13	1
	Women	24446	21572	63	-	-	1	367	4	1	7	9	3
Region Šumadije i Zapadne Srbije	All	27871	24089	129	3	1	3	777	4	1	4	14	-
	Men	11349	9934	72	1	1	1	388	1	-	1	7	-
	Women	16522	14155	57	2	-	2	389	3	1	3	7	-
Higher schools (colleges)	All	8787	7080	5	3	1	3	129	2	-	1	5	-
	Men	4142	3445	3	1	1	1	104	-	-	-	3	-
	Women	4645	3635	2	2	-	2	25	2	-	1	2	-
Faculties and arts academies	All	19084	17009	124	-	-	-	648	2	1	3	9	-
	Men	7207	6489	69	-	-	-	284	1	-	1	4	-
	women	11877	10520	55	-	-	-	364	1	1	2	5	-
Region Južne i Istočne Srbije	All	28633	25797	22	4	1	1	24	11	-	13	18	4
	Men	13323	12374	14	4	1	-	18	7	-	7	12	1
	Women	15310	13423	8	-	-	1	6	4	-	6	6	3
Higher schools (colleges)	All	5959	5404	3	2	1	-	3	4	-	1	5	-
	Men	3218	3033	3	2	1	-	-	3	-	-	3	-
	Women	2741	2371	-	-	-	-	3	1	-	1	2	-
Faculties and arts academies	All	22674	20393	19	2	-	1	21	7	-	12	13	4
	Men	10105	9341	11	2	-	-	18	4	-	7	9	1
	Women	12569	11052	8	-	-	1	3	3	-	5	4	3
Region Kosovo i Metohija	All	...	...	...	...	...	...	...	...	...	...	...	...

part (1) (continued)

Ethnicity													Sex	
Danes	Egyptians	English	Italians	Jews	Armenians	Yugoslavs	The Chinese	Hungarians	Macedonians	Muslims	Germans	Norwegians		
3	2	-	-	1	-	5	-	22	20	150	7	1	All	SRBIJA – JUG
-	1	-	-	1	-	3	-	11	9	67	5	-	Men	
3	1	-	-	-	-	2	-	11	11	83	2	1	Women	
2	1	-	-	-	-	1	-	12	1	47	3	-	All	Higher schools (colleges)
-	-	-	-	-	-	1	-	6	-	27	2	-	Men	
2	1	-	-	-	-	-	-	6	1	20	1	-	Women	
1	1	-	-	1	-	4	-	10	19	103	4	1	All	Faculties and arts academies
-	1	-	-	1	-	2	-	5	9	40	3	-	Men	
1	-	-	-	-	-	2	-	5	10	63	1	1	Women	
1	2	-	-	-	-	1	-	19	3	144	4	1	All	Region Šumadije i Zapadne Srbije
-	1	-	-	-	-	1	-	8	1	62	3	-	Men	
1	1	-	-	-	-	-	-	11	2	82	1	1	Women	
-	1	-	-	-	-	1	-	11	1	47	3	-	All	Higher schools (colleges)
-	-	-	-	-	-	1	-	5	-	27	2	-	Men	
-	1	-	-	-	-	-	-	6	1	20	1	-	Women	
1	1	-	-	-	-	-	-	8	2	97	1	1	All	Faculties and arts academies
-	1	-	-	-	-	-	-	3	1	35	1	-	Men	
1	-	-	-	-	-	-	-	5	1	62	-	1	Women	
2	-	-	-	1	-	4	-	3	17	6	3	-	All	Region Južne i Istočne Srbije
-	-	-	-	1	-	2	-	3	8	5	2	-	Men	
2	-	-	-	-	-	2	-	-	9	1	1	-	Women	
2	-	-	-	-	-	-	-	1	-	-	-	-	All	Higher schools (colleges)
-	-	-	-	-	-	-	-	1	-	-	-	-	Men	
2	-	-	-	-	-	-	-	-	-	-	-	-	Women	
-	-	-	-	1	-	4	-	2	17	6	3	-	All	Faculties and arts academies
-	-	-	-	1	-	2	-	2	8	5	2	-	Men	
-	-	-	-	-	-	2	-	-	9	1	1	-	Women	
...	...	...	...	...	...	...	...	...	...	...	...	...	All	Region Kosovo i Metohija



## 1.7. Students by ethnicity

	Sex	Ethnicity												
		Poles	Roma people	Rom	Rus-sians	Ruthe-nians	Slo-vacks	Slove-nians	Turks	Ukra-nians	Finns	French	Croa-tians	Aroma-nians
<b>REPUBLIC OF SERBIA</b>	<b>Total</b>	<b>18</b>	<b>462</b>	<b>196</b>	<b>84</b>	<b>285</b>	<b>569</b>	<b>70</b>	<b>19</b>	<b>65</b>	<b>4</b>	<b>12</b>	<b>599</b>	<b>2</b>
	<b>Men</b>	<b>9</b>	<b>202</b>	<b>79</b>	<b>27</b>	<b>134</b>	<b>238</b>	<b>35</b>	<b>13</b>	<b>30</b>	<b>2</b>	<b>6</b>	<b>260</b>	<b>-</b>
	<b>Women</b>	<b>9</b>	<b>260</b>	<b>117</b>	<b>57</b>	<b>151</b>	<b>331</b>	<b>35</b>	<b>6</b>	<b>35</b>	<b>2</b>	<b>6</b>	<b>339</b>	<b>2</b>
Higher schools (colleges)	All	-	100	37	7	37	90	6	-	7	-	-	89	-
	Men	-	39	13	2	24	38	1	-	3	-	-	48	-
	Women	-	61	24	5	13	52	5	-	4	-	-	41	-
Faculties and arts academies	All	18	362	159	77	248	479	64	19	58	4	12	510	2
	Men	9	163	66	25	110	200	34	13	27	2	6	212	-
	Women	9	199	93	52	138	279	30	6	31	2	6	298	2
<b>SRBIJA – SEVER</b>	<b>All</b>	<b>17</b>	<b>379</b>	<b>193</b>	<b>78</b>	<b>285</b>	<b>563</b>	<b>70</b>	<b>16</b>	<b>63</b>	<b>4</b>	<b>12</b>	<b>593</b>	<b>2</b>
	<b>Men</b>	<b>8</b>	<b>167</b>	<b>79</b>	<b>26</b>	<b>134</b>	<b>236</b>	<b>35</b>	<b>11</b>	<b>29</b>	<b>2</b>	<b>6</b>	<b>259</b>	<b>-</b>
	<b>Women</b>	<b>9</b>	<b>212</b>	<b>114</b>	<b>52</b>	<b>151</b>	<b>327</b>	<b>35</b>	<b>5</b>	<b>34</b>	<b>2</b>	<b>6</b>	<b>334</b>	<b>2</b>
Higher schools (colleges)	All	-	73	35	5	37	88	6	-	6	-	-	87	-
	Men	-	27	13	2	24	37	1	-	3	-	-	48	-
	Women	-	46	22	3	13	51	5	-	3	-	-	39	-
Faculties and arts academies	All	17	306	158	73	248	475	64	16	57	4	12	506	2
	Men	8	140	66	24	110	199	34	11	26	2	6	211	-
	Women	9	166	92	49	138	276	30	5	31	2	6	295	2
<b>Beogradski region</b>	<b>All</b>	<b>5</b>	<b>228</b>	<b>79</b>	<b>51</b>	<b>22</b>	<b>123</b>	<b>38</b>	<b>11</b>	<b>14</b>	<b>1</b>	<b>11</b>	<b>134</b>	<b>2</b>
	<b>Men</b>	<b>2</b>	<b>104</b>	<b>31</b>	<b>14</b>	<b>6</b>	<b>47</b>	<b>18</b>	<b>7</b>	<b>4</b>	<b>1</b>	<b>5</b>	<b>58</b>	<b>-</b>
	<b>Women</b>	<b>3</b>	<b>124</b>	<b>48</b>	<b>37</b>	<b>16</b>	<b>76</b>	<b>20</b>	<b>4</b>	<b>10</b>	<b>-</b>	<b>6</b>	<b>76</b>	<b>2</b>
Higher schools (colleges)	All	-	27	5	4	2	24	-	-	1	-	-	12	-
	Men	-	13	1	1	-	9	-	-	1	-	-	6	-
	Women	-	14	4	3	2	15	-	-	-	-	-	6	-
Faculties and arts academies	All	5	201	74	47	20	99	38	11	13	1	11	122	2
	Men	2	91	30	13	6	38	18	7	3	1	5	52	-
	Women	3	110	44	34	14	61	20	4	10	-	6	70	2
<b>Region Vojvodine</b>	<b>All</b>	<b>12</b>	<b>151</b>	<b>114</b>	<b>27</b>	<b>263</b>	<b>440</b>	<b>32</b>	<b>5</b>	<b>49</b>	<b>3</b>	<b>1</b>	<b>459</b>	<b>-</b>
	<b>Men</b>	<b>6</b>	<b>63</b>	<b>48</b>	<b>12</b>	<b>128</b>	<b>189</b>	<b>17</b>	<b>4</b>	<b>25</b>	<b>1</b>	<b>1</b>	<b>201</b>	<b>-</b>
	<b>Women</b>	<b>6</b>	<b>88</b>	<b>66</b>	<b>15</b>	<b>135</b>	<b>251</b>	<b>15</b>	<b>1</b>	<b>24</b>	<b>2</b>	<b>-</b>	<b>258</b>	<b>-</b>
Higher schools (colleges)	All	-	46	30	1	35	64	6	-	5	-	-	75	-
	Men	-	14	12	1	24	28	1	-	2	-	-	42	-
	Women	-	32	18	-	11	36	5	-	3	-	-	33	-
Faculties and arts academies	All	12	105	84	26	228	376	26	5	44	3	1	384	-
	Men	6	49	36	11	104	161	16	4	23	1	1	159	-
	Women	6	56	48	15	124	215	10	1	21	2	-	225	-

**(part 2)**

Ethnicity										Sex	
Monte-negrins	Czechs	Swiss	Swe-des	Other (registered ethnicity not being previously indicated)	Not declared themselves by Article 47 of the Constitution of RS	Declared themselves in terms of regional affiliation	Boyash	Shopi	Unknown		
<b>795</b>	<b>18</b>	<b>9</b>	<b>11</b>	<b>418</b>	<b>35776</b>	<b>107</b>	<b>3</b>	<b>1</b>	<b>11878</b>	<b>All</b>	<b>REPUBLIC OF SERBIA</b>
<b>402</b>	<b>12</b>	<b>1</b>	<b>5</b>	<b>275</b>	<b>12898</b>	<b>72</b>	<b>2</b>	<b>-</b>	<b>4048</b>	<b>Men</b>	
<b>393</b>	<b>6</b>	<b>8</b>	<b>6</b>	<b>143</b>	<b>22878</b>	<b>35</b>	<b>1</b>	<b>1</b>	<b>7830</b>	<b>Women</b>	
87	3	1	1	20	3240	3	1	-	2549	All	Higher schools (colleges)
57	1	-	1	9	1043	1	1	-	1080	Men	
30	2	1	-	11	2197	2	-	-	1469	Women	
708	15	8	10	398	32536	104	2	1	9329	All	Faculties and arts academies
345	11	1	4	266	11855	71	1	-	2968	Men	
363	4	7	6	132	20681	33	1	1	6361	Women	
742	17	5	11	398	33443	91	3	1	9042	All	SRBIJA – SEVER
363	11	1	5	262	12097	61	2	-	3225	Men	
379	6	4	6	136	21346	30	1	1	5817	Women	
72	3	1	1	11	1676	3	1	-	2146	All	Higher schools (colleges)
44	1	-	1	4	556	1	1	-	877	Men	
28	2	1	-	7	1120	2	-	-	1269	Women	
670	14	4	10	387	31767	88	2	1	6896	All	Faculties and arts academies
319	10	1	4	258	11541	60	1	-	2348	Men	
351	4	3	6	129	20226	28	1	1	4548	Women	
<b>376</b>	<b>12</b>	<b>3</b>	<b>7</b>	<b>308</b>	<b>27817</b>	<b>53</b>	<b>1</b>	<b>-</b>	<b>2516</b>	<b>All</b>	<b>Beogradski region</b>
<b>196</b>	<b>7</b>	<b>1</b>	<b>4</b>	<b>214</b>	<b>10258</b>	<b>43</b>	<b>1</b>	<b>-</b>	<b>1043</b>	<b>Men</b>	
<b>180</b>	<b>5</b>	<b>2</b>	<b>3</b>	<b>94</b>	<b>17559</b>	<b>10</b>	<b>-</b>	<b>-</b>	<b>1473</b>	<b>Women</b>	
29	1	-	-	8	918	-	-	-	1450	All	Higher schools (colleges)
21	-	-	-	4	285	-	-	-	614	Men	
8	1	-	-	4	633	-	-	-	836	Women	
347	11	3	7	300	26899	53	1	-	1066	All	Faculties and arts academies
175	7	1	4	210	9973	43	1	-	429	Men	
172	4	2	3	90	16926	10	-	-	637	Women	
<b>366</b>	<b>5</b>	<b>2</b>	<b>4</b>	<b>90</b>	<b>5626</b>	<b>38</b>	<b>2</b>	<b>1</b>	<b>6526</b>	<b>All</b>	<b>Region Vojvodine</b>
<b>167</b>	<b>4</b>	<b>-</b>	<b>1</b>	<b>48</b>	<b>1839</b>	<b>18</b>	<b>1</b>	<b>-</b>	<b>2182</b>	<b>Men</b>	
<b>199</b>	<b>1</b>	<b>2</b>	<b>3</b>	<b>42</b>	<b>3787</b>	<b>20</b>	<b>1</b>	<b>1</b>	<b>4344</b>	<b>Women</b>	
43	2	1	1	3	758	3	1	-	696	All	Higher schools (colleges)
23	1	-	1	-	271	1	1	-	263	Men	
20	1	1	-	3	487	2	-	-	433	Women	
323	3	1	3	87	4868	35	1	1	5830	All	Faculties and arts academies
144	3	-	-	48	1568	17	-	-	1919	Men	
179	-	1	3	39	3300	18	1	1	3911	Women	



## 1.7. Students by ethnicity

	Sex	Ethnicity												
		Poles	Roma people	Rom	Rus-sians	Ruthe-nians	Slo-vacks	Slove-nians	Turks	Ukra-nians	Finns	French	Croa-tians	Aroma-nians
SRBIJA – JUG	All	1	83	3	6	-	6	-	3	2	-	-	6	-
	Men	1	35	-	1	-	2	-	2	1	-	-	1	-
	Women	-	48	3	5	-	4	-	1	1	-	-	5	-
Higher schools (colleges)	All	-	27	2	2	-	2	-	-	1	-	-	2	-
	Men	-	12	-	-	-	1	-	-	-	-	-	-	-
	Women	-	15	2	2	-	1	-	-	1	-	-	2	-
Faculties and arts academies	All	1	56	1	4	-	4	-	3	1	-	-	4	-
	Men	1	23	-	1	-	1	-	2	1	-	-	1	-
	Women	-	33	1	3	-	3	-	1	-	-	-	3	-
<b>Region Šumadije i Zapadne Srbije</b>	<b>All</b>	-	<b>31</b>	<b>3</b>	<b>3</b>	-	<b>4</b>	-	-	<b>2</b>	-	-	<b>4</b>	-
	<b>Men</b>	-	<b>12</b>	-	-	-	<b>1</b>	-	-	<b>1</b>	-	-	-	-
	<b>Women</b>	-	<b>19</b>	<b>3</b>	<b>3</b>	-	<b>3</b>	-	-	<b>1</b>	-	-	<b>4</b>	-
Higher schools (colleges)	All	-	10	2	2	-	2	-	-	1	-	-	2	-
	Men	-	5	-	-	-	1	-	-	-	-	-	-	-
	Women	-	5	2	2	-	1	-	-	1	-	-	2	-
Faculties and arts academies	All	-	21	1	1	-	2	-	-	1	-	-	2	-
	Men	-	7	-	-	-	-	-	-	1	-	-	-	-
	Women	-	14	1	1	-	2	-	-	-	-	-	2	-
<b>Region Južne i Istočne Srbije</b>	<b>All</b>	<b>1</b>	<b>52</b>	-	<b>3</b>	-	<b>2</b>	-	<b>3</b>	-	-	-	<b>2</b>	-
	<b>Men</b>	<b>1</b>	<b>23</b>	-	<b>1</b>	-	<b>1</b>	-	<b>2</b>	-	-	-	<b>1</b>	-
	<b>Women</b>	-	<b>29</b>	-	<b>2</b>	-	<b>1</b>	-	<b>1</b>	-	-	-	<b>1</b>	-
Higher schools (colleges)	All	-	17	-	-	-	-	-	-	-	-	-	-	-
	Men	-	7	-	-	-	-	-	-	-	-	-	-	-
	Women	-	10	-	-	-	-	-	-	-	-	-	-	-
Faculties and arts academies	All	1	35	-	3	-	2	-	3	-	-	-	2	-
	Men	1	16	-	1	-	1	-	2	-	-	-	1	-
	Women	-	19	-	2	-	1	-	1	-	-	-	1	-
<b>Region Kosovo i Metohija</b>	<b>All</b>	...	...	...	...	...	...	...	...	...	...	...	...	...

**(part 2)** (continued)

Ethnicity										Sex	
Monte-negrins	Czechs	Swiss	Swe-des	Other (registered ethnicity not being previously indicated)	Not declared themselves by Article 47 of the Constitution of RS	Declared themselves in terms of regional affiliation	Boyash	Shopi	Unknown		
53	1	4	-	20	2333	16	-	-	2836	All	SRBIJA – JUG
39	1	-	-	13	801	11	-	-	823	Men	
14	-	4	-	7	1532	5	-	-	2013	Women	
15	-	-	-	9	1564	-	-	-	403	All	Higher schools (colleges)
13	-	-	-	5	487	-	-	-	203	Men	
2	-	-	-	4	1077	-	-	-	200	Women	
38	1	4	-	11	769	16	-	-	2433	All	Faculties and arts academies
26	1	-	-	8	314	11	-	-	620	Men	
12	-	4	-	3	455	5	-	-	1813	Women	
<b>27</b>	-	<b>4</b>	-	<b>15</b>	<b>1393</b>	<b>5</b>	-	-	<b>1180</b>	<b>All</b>	<b>Region Šumadije i Zapadne Srbije</b>
<b>18</b>	-	-	-	<b>10</b>	<b>432</b>	<b>4</b>	-	-	<b>389</b>	<b>Men</b>	
<b>9</b>	-	<b>4</b>	-	<b>5</b>	<b>961</b>	<b>1</b>	-	-	<b>791</b>	<b>Women</b>	
7	-	-	-	6	1091	-	-	-	371	All	Higher schools (colleges)
6	-	-	-	2	338	-	-	-	197	Men	
1	-	-	-	4	753	-	-	-	174	Women	
20	-	4	-	9	302	5	-	-	809	All	Faculties and arts academies
12	-	-	-	8	94	4	-	-	192	Men	
8	-	4	-	1	208	1	-	-	617	Women	
<b>26</b>	<b>1</b>	-	-	<b>5</b>	<b>940</b>	<b>11</b>	-	-	<b>1656</b>	<b>All</b>	<b>Region Južne i Istočne Srbije</b>
<b>21</b>	<b>1</b>	-	-	<b>3</b>	<b>369</b>	<b>7</b>	-	-	<b>434</b>	<b>Men</b>	
<b>5</b>	-	-	-	<b>2</b>	<b>571</b>	<b>4</b>	-	-	<b>1222</b>	<b>Women</b>	
8	-	-	-	3	473	-	-	-	32	All	Higher schools (colleges)
7	-	-	-	3	149	-	-	-	6	Men	
1	-	-	-	-	324	-	-	-	26	Women	
18	1	-	-	2	467	11	-	-	1624	All	Faculties and arts academies
14	1	-	-	-	220	7	-	-	428	Men	
4	-	-	-	2	247	4	-	-	1196	Women	
...	...	...	...	...	...	...	...	...	...	<b>All</b>	<b>Region Kosovo i Metohija</b>

## 1.8. Foreign students

	Republic of Serbia		Srbija – sever		Beogradski region		Region Vojvodine		Srbija – jug		Region Šumadije i Zapadne Srbije		Region Južne i Istočne Srbije		Region Kosovo i Metohija
	Total	Women	All	Women	All	Women	All	Women	All	Women	All	Women	All	Women	All
<b>Total</b>	<b>11624</b>	<b>5920</b>	<b>10888</b>	<b>5616</b>	<b>6256</b>	<b>3216</b>	<b>4632</b>	<b>2400</b>	<b>736</b>	<b>304</b>	<b>592</b>	<b>256</b>	<b>144</b>	<b>48</b>	<b>...</b>
Andorra	1	-	1	-	1	-	-	-	-	-	-	-	-	-	...
United Arab Emirates	24	1	24	1	23	1	1	-	-	-	-	-	-	-	...
Afghanistan	3	3	3	3	3	3	-	-	-	-	-	-	-	-	...
Antigua and Barbuda	3	1	3	1	3	1	-	-	-	-	-	-	-	-	...
Albania	33	20	33	20	29	16	4	4	-	-	-	-	-	-	...
Angola	21	6	21	6	20	6	1	-	-	-	-	-	-	-	...
Austria	14	5	12	5	9	4	3	1	2	-	1	-	1	-	...
Australia	16	7	15	6	9	4	6	2	1	1	-	-	1	1	...
Azerbaijan	3	1	3	1	2	-	1	1	-	-	-	-	-	-	...
Bosnia and Herzegovina	6526	3438	6317	3350	2944	1628	3373	1722	209	88	186	79	23	9	...
Barbados	16	9	16	9	16	9	-	-	-	-	-	-	-	-	...
Bangladesh	6	2	6	2	6	2	-	-	-	-	-	-	-	-	...
Belgium	3	1	3	1	2	-	1	1	-	-	-	-	-	-	...
Bulgaria	7	3	4	2	4	2	-	-	3	1	1	1	2	-	...
Bahrain	1	1	1	1	1	1	-	-	-	-	-	-	-	-	...
Burundi	6	1	6	1	6	1	-	-	-	-	-	-	-	-	...
Bahamas	1	1	1	1	1	1	-	-	-	-	-	-	-	-	...
Belarus	6	5	6	5	5	4	1	1	-	-	-	-	-	-	...
Canada	36	19	36	19	28	14	8	5	-	-	-	-	-	-	...
Congo, Democratic Republic	1	-	1	-	1	-	-	-	-	-	-	-	-	-	...
Congo	7	1	7	1	7	1	-	-	-	-	-	-	-	-	...
Switzerland	15	10	15	10	14	9	1	1	-	-	-	-	-	-	...
Chile	1	-	1	-	1	-	-	-	-	-	-	-	-	-	...
China	13	7	13	7	13	7	-	-	-	-	-	-	-	-	...
Cape Verde	2	2	2	2	2	2	-	-	-	-	-	-	-	-	...
Cyprus	7	5	7	5	3	2	4	3	-	-	-	-	-	-	...
Chzech Republic	3	1	3	1	3	1	-	-	-	-	-	-	-	-	...
Germany	62	27	59	27	47	24	12	3	3	-	-	-	3	-	...
Denmark	6	2	6	2	6	2	-	-	-	-	-	-	-	-	...
Dominica	1	-	1	-	1	-	-	-	-	-	-	-	-	-	...
Algeria	3	3	3	3	3	3	-	-	-	-	-	-	-	-	...
Egypt	5	1	5	1	3	1	2	-	-	-	-	-	-	-	...
Eritrea	1	-	1	-	-	-	1	-	-	-	-	-	-	-	...
Spain	22	5	19	5	7	2	12	3	3	-	1	-	2	-	...
Ethiopia	1	-	1	-	1	-	-	-	-	-	-	-	-	-	...
Finland	4	2	4	2	-	-	4	2	-	-	-	-	-	-	...
France	16	10	16	10	15	9	1	1	-	-	-	-	-	-	...
Gabon	2	1	2	1	2	1	-	-	-	-	-	-	-	-	...
Great Britain	12	4	12	4	11	4	1	-	-	-	-	-	-	-	...
Grenada	8	2	8	2	8	2	-	-	-	-	-	-	-	-	...
Georgia	1	-	1	-	1	-	-	-	-	-	-	-	-	-	...
Ghana	1	1	1	1	-	-	1	1	-	-	-	-	-	-	...
Greece	87	33	76	27	20	5	56	22	11	6	1	1	10	5	...
Honduras	1	-	1	-	1	-	-	-	-	-	-	-	-	-	...
Croatia	600	369	598	368	258	150	340	218	2	1	-	-	2	1	...
Hungaria	38	23	36	22	8	5	28	17	2	1	2	1	-	-	...
Indonesia	6	1	6	1	6	1	-	-	-	-	-	-	-	-	...
Ireland	3	3	3	3	3	3	-	-	-	-	-	-	-	-	...
Israel	5	2	4	1	2	1	2	-	1	1	1	1	-	-	...
India	5	1	4	1	1	-	3	1	1	-	1	-	-	-	...
Irak	21	1	15	1	15	1	-	-	6	-	-	-	6	-	...
Iran	15	7	15	7	11	5	4	2	-	-	-	-	-	-	...
Italy	26	12	26	12	22	10	4	2	-	-	-	-	-	-	...
Jamaica	5	3	5	3	5	3	-	-	-	-	-	-	-	-	...
Jordan	12	3	9	2	7	-	2	2	3	1	-	-	3	1	...
Japan	3	-	3	-	2	-	1	-	-	-	-	-	-	-	...
Kenya	10	6	10	6	10	6	-	-	-	-	-	-	-	-	...
Korea	1	-	1	-	1	-	-	-	-	-	-	-	-	-	...

## 1.8. Foreign students (continued)

	Republic of Serbia		Srbija – sever		Beogradski region		Region Vojvodine		Srbija – jug		Region Šumadije i Zapadne Srbije		Region Južne i Istočne Srbije		Region Kosovo i Metohija
	Total	Women	All	Women	All	Women	All	Women	All	Women	All	Women	All	Women	All
Kazakhstan	4	3	4	3	2	2	2	1	-	-	-	-	-	-	...
Lebanon	6	1	6	1	2	1	4	-	-	-	-	-	-	-	...
Sri Lanka	5	3	5	3	5	3	-	-	-	-	-	-	-	-	...
Lithuania	1	-	1	-	-	-	1	-	-	-	-	-	-	-	...
Libyan Arab Jamahiriya	274	68	272	68	235	58	37	10	2	-	1	-	1	-	...
Morocco	1	-	1	-	1	-	-	-	-	-	-	-	-	-	...
Moldavia	1	-	1	-	-	-	1	-	-	-	-	-	-	-	...
Republic of Montenegro	2792	1385	2377	1214	1929	972	448	242	415	171	361	154	54	17	...
Republic of Macedonia	130	60	110	54	100	50	10	4	20	6	2	1	18	5	...
Mali	7	1	7	1	7	1	-	-	-	-	-	-	-	-	...
Mongolia	3	3	3	3	3	3	-	-	-	-	-	-	-	-	...
Mauritius	2	1	2	1	-	-	2	1	-	-	-	-	-	-	...
Mexico	6	3	6	3	6	3	-	-	-	-	-	-	-	-	...
Namibia	2	1	2	1	2	1	-	-	-	-	-	-	-	-	...
Nigeria	10	5	10	5	10	5	-	-	-	-	-	-	-	-	...
the Netherlands	11	4	10	4	9	4	1	-	1	-	-	-	1	-	...
Norway	9	3	9	3	7	3	2	-	-	-	-	-	-	-	...
New Zealand	1	1	1	1	1	1	-	-	-	-	-	-	-	-	...
Philippines	1	1	1	1	1	1	-	-	-	-	-	-	-	-	...
Pakistan	2	1	2	1	2	1	-	-	-	-	-	-	-	-	...
Poland	13	8	11	8	3	3	8	5	2	-	-	-	2	-	...
Occupied Palestian territories	19	2	19	2	19	2	-	-	-	-	-	-	-	-	...
Qatar	1	1	1	1	1	1	-	-	-	-	-	-	-	-	...
Reunion	17	14	15	12	3	3	12	9	2	2	2	2	-	-	...
Romania	36	24	27	19	8	4	19	15	9	5	7	4	2	1	...
Russian Federation	120	76	103	63	63	45	40	18	17	13	10	9	7	4	...
Rwanda	8	5	6	5	2	2	4	3	2	-	2	-	-	-	...
Saudi Arabia	49	38	47	36	-	-	47	36	2	2	1	1	1	1	...
Seychelles	2	-	2	-	2	-	-	-	-	-	-	-	-	-	...
Sudan	7	3	7	3	7	3	-	-	-	-	-	-	-	-	...
Sweden	26	13	25	12	23	10	2	2	1	1	-	-	1	1	...
Slovenia	100	42	100	42	50	29	50	13	-	-	-	-	-	-	...
Slovak Republic	21	11	21	11	4	4	17	7	-	-	-	-	-	-	...
Sao Tome and Principe	2	-	2	-	2	-	-	-	-	-	-	-	-	-	...
El Salvador	2	1	2	1	2	1	-	-	-	-	-	-	-	-	...
Syrian Arab Republic	34	12	34	12	17	7	17	5	-	-	-	-	-	-	...
Chad	1	-	1	-	-	-	1	-	-	-	-	-	-	-	...
Thailand	4	3	4	3	1	-	3	3	-	-	-	-	-	-	...
Tunisia	7	1	7	1	7	1	-	-	-	-	-	-	-	-	...
Turkey	22	8	22	8	17	7	5	1	-	-	-	-	-	-	...
Trinidad and Tobago	1	-	1	-	1	-	-	-	-	-	-	-	-	-	...
Tanzania	2	-	2	-	2	-	-	-	-	-	-	-	-	-	...
Ukraine	20	12	20	12	10	7	10	5	-	-	-	-	-	-	...
Uganda	3	-	3	-	3	-	-	-	-	-	-	-	-	-	...
USA	53	22	51	20	44	16	7	4	2	2	1	1	1	1	...
Vietnam	1	-	1	-	1	-	-	-	-	-	-	-	-	-	...
Wallis and Futuna islands	1	1	1	1	1	1	-	-	-	-	-	-	-	-	...
Samoa	1	1	1	1	1	1	-	-	-	-	-	-	-	-	...
Palestine Liberation Organisation	14	2	-	-	-	-	-	-	14	2	11	1	3	1	...
Yemen	2	1	2	1	1	1	1	-	-	-	-	-	-	-	...
South Africa	5	2	5	2	4	2	1	-	-	-	-	-	-	-	...
Zambia	3	1	3	1	2	-	1	1	-	-	-	-	-	-	...
Zimbabwe	1	-	1	-	-	-	1	-	-	-	-	-	-	-	...



## 1.9. Students by age

	Sex	Total	Age					
			18 and less	19	20	21	22	23
<b>REPUBLIC OF SERBIA</b>	<b>All</b>	<b>262108</b>	<b>4754</b>	<b>35608</b>	<b>36897</b>	<b>36492</b>	<b>32614</b>	<b>25946</b>
	Men	115206	2050	15765	16278	15604	13910	11180
	Women	146902	2704	19843	20619	20888	18704	14766
Higher schools (colleges)	All	43877	1113	7703	8067	7915	4983	3195
	Men	22516	608	4018	4022	3644	2593	1783
	Women	21361	505	3685	4045	4271	2390	1412
Facultie and arts academies	All	218231	3641	27905	28830	28577	27631	22751
	Men	92690	1442	11747	12256	11960	11317	9397
	Women	125541	2199	16158	16574	16617	16314	13354
<b>SRBIJA – SEVER</b>	<b>All</b>	<b>205604</b>	<b>3380</b>	<b>26377</b>	<b>27725</b>	<b>27502</b>	<b>25292</b>	<b>20694</b>
	Men	90534	1414	11743	12313	11947	10800	8936
	Women	115070	1966	14634	15412	15555	14492	11758
Higher schools (colleges)	All	29131	665	4934	5200	5121	3387	2242
	Men	15156	375	2669	2653	2399	1784	1247
	Women	13975	290	2265	2547	2722	1603	995
Facultie and arts academies	All	176473	2715	21443	22525	22381	21905	18452
	Men	75378	1039	9074	9660	9548	9016	7689
	Women	101095	1676	12369	12865	12833	12889	10763
<b>Beogradski region</b>	<b>All</b>	<b>147828</b>	<b>2457</b>	<b>18467</b>	<b>19616</b>	<b>19436</b>	<b>17734</b>	<b>14869</b>
	Men	64452	1022	8170	8731	8510	7586	6290
	Women	83376	1435	10297	10885	10926	10148	8579
Higher schools (colleges)	All	22243	527	3892	4035	3997	2506	1680
	Men	12002	297	2147	2169	1976	1369	976
	Women	10241	230	1745	1866	2021	1137	704
Facultie and arts academies	All	125585	1930	14575	15581	15439	15228	13189
	Men	52450	725	6023	6562	6534	6217	5314
	Women	73135	1205	8552	9019	8905	9011	7875
<b>Region Vojvodine</b>	<b>All</b>	<b>57776</b>	<b>923</b>	<b>7910</b>	<b>8109</b>	<b>8066</b>	<b>7558</b>	<b>5825</b>
	Men	26082	392	3573	3582	3437	3214	2646
	Women	31694	531	4337	4527	4629	4344	3179
Higher schools (colleges)	All	6888	138	1042	1165	1124	881	562
	Men	3154	78	522	484	423	415	271
	Women	3734	60	520	681	701	466	291
Facultie and arts academies	All	50888	785	6868	6944	6942	6677	5263
	Men	22928	314	3051	3098	3014	2799	2375
	Women	27960	471	3817	3846	3928	3878	2888
<b>SRBIJA – JUG</b>	<b>All</b>	<b>56504</b>	<b>1374</b>	<b>9231</b>	<b>9172</b>	<b>8990</b>	<b>7322</b>	<b>5252</b>
	Men	24672	636	4022	3965	3657	3110	2244
	Women	31832	738	5209	5207	5333	4212	3008
Higher schools (colleges)	All	14746	448	2769	2867	2794	1596	953
	Men	7360	233	1349	1369	1245	809	536
	Women	7386	215	1420	1498	1549	787	417

and sex

Age								Sex	
24	25	26	27	28	29	30–34	35 and over		
<b>20100</b>	<b>14971</b>	<b>10901</b>	<b>8152</b>	<b>6468</b>	<b>4814</b>	<b>11272</b>	<b>13119</b>	<b>All</b>	<b>REPUBLIC OF SERBIA</b>
8827	6741	4927	3593	2784	2167	5248	6132	Men	
11273	8230	5974	4559	3684	2647	6024	6987	Women	
2121	1537	875	678	511	439	1757	2983	All	Higher schools (colleges)
1242	892	525	390	302	258	880	1359	Men	
879	645	350	288	209	181	877	1624	Women	
17979	13434	10026	7474	5957	4375	9515	10136	All	Faculties and arts academies
7585	5849	4402	3203	2482	1909	4368	4773	Men	
10394	7585	5624	4271	3475	2466	5147	5363	Women	
16281	12432	9142	6837	5558	4159	9562	10663	All	SRBIJA – SEVER
7081	5547	4110	3018	2374	1830	4456	4965	Men	
9200	6885	5032	3819	3184	2329	5106	5698	Women	
1522	1091	646	472	361	295	1225	1970	All	Higher schools (colleges)
883	625	391	260	204	170	617	879	Men	
639	466	255	212	157	125	608	1091	Women	
14759	11341	8496	6365	5197	3864	8337	8693	All	Faculties and arts academies
6198	4922	3719	2758	2170	1660	3839	4086	Men	
8561	6419	4777	3607	3027	2204	4498	4607	Women	
<b>11957</b>	<b>9141</b>	<b>6684</b>	<b>5128</b>	<b>4187</b>	<b>3162</b>	<b>7119</b>	<b>7871</b>	<b>All</b>	<b>Beogradski region</b>
5068	3996	2924	2175	1714	1347	3291	3628	Men	
6889	5145	3760	2953	2473	1815	3828	4243	Women	
1084	782	453	346	273	202	927	1539	All	Higher schools (colleges)
666	475	277	194	163	126	477	690	Men	
418	307	176	152	110	76	450	849	Women	
10873	8359	6231	4782	3914	2960	6192	6332	All	Faculties and arts academies
4402	3521	2647	1981	1551	1221	2814	2938	Men	
6471	4838	3584	2801	2363	1739	3378	3394	Women	
<b>4324</b>	<b>3291</b>	<b>2458</b>	<b>1709</b>	<b>1371</b>	<b>997</b>	<b>2443</b>	<b>2792</b>	<b>All</b>	<b>Region Vojvodine</b>
2013	1551	1186	843	660	483	1165	1337	Men	
2311	1740	1272	866	711	514	1278	1455	Women	
438	309	193	126	88	93	298	431	All	Higher schools (colleges)
217	150	114	66	41	44	140	189	Men	
221	159	79	60	47	49	158	242	Women	
3886	2982	2265	1583	1283	904	2145	2361	All	Faculties and arts academies
1796	1401	1072	777	619	439	1025	1148	Men	
2090	1581	1193	806	664	465	1120	1213	Women	
3819	2539	1759	1315	910	655	1710	2456	All	SRBIJA – JUG
1746	1194	817	575	410	337	792	1167	Men	
2073	1345	942	740	500	318	918	1289	Women	
599	446	229	206	150	144	532	1013	All	Higher schools (colleges)
359	267	134	130	98	88	263	480	Men	
240	179	95	76	52	56	269	533	Women	





## 1.9. Students by age

	Sex	Total	Age					
			18 and less	19	20	21	22	23
Faculty and arts academies	All	41758	926	6462	6305	6196	5726	4299
	Men	17312	403	2673	2596	2412	2301	1708
	Women	24446	523	3789	3709	3784	3425	2591
<b>Region Šumadije i Zapadne Srbije</b>	<b>All</b>	<b>27871</b>	<b>727</b>	<b>4870</b>	<b>4663</b>	<b>4608</b>	<b>3436</b>	<b>2382</b>
	Men	11349	327	2019	1896	1749	1354	940
	Women	16522	400	2851	2767	2859	2082	1442
Higher schools (colleges)	All	8787	262	1661	1775	1732	847	504
	Men	4142	133	775	805	724	403	261
	Women	4645	129	886	970	1008	444	243
Faculty and arts academies	All	19084	465	3209	2888	2876	2589	1878
	Men	7207	194	1244	1091	1025	951	679
	Women	11877	271	1965	1797	1851	1638	1199
<b>Region Južne i Istočne Srbije</b>	<b>All</b>	<b>28633</b>	<b>647</b>	<b>4361</b>	<b>4509</b>	<b>4382</b>	<b>3886</b>	<b>2870</b>
	Men	13323	309	2003	2069	1908	1756	1304
	Women	15310	338	2358	2440	2474	2130	1566
Higher schools (colleges)	All	5959	186	1108	1092	1062	749	449
	Men	3218	100	574	564	521	406	275
	Women	2741	86	534	528	541	343	174
Faculty and arts academies	All	22674	461	3253	3417	3320	3137	2421
	Men	10105	209	1429	1505	1387	1350	1029
	Women	12569	252	1824	1912	1933	1787	1392
<b>Region Kosovo i Metohija</b>	All	...	...	...	...	...	...	...

and sex (continued)

Age								Sex	
24	25	26	27	28	29	30-34	35 and over		
3220	2093	1530	1109	760	511	1178	1443	All	Faculties and arts academies
1387	927	683	445	312	249	529	687	Men	
1833	1166	847	664	448	262	649	756	Women	
<b>1599</b>	<b>1110</b>	<b>810</b>	<b>647</b>	<b>436</b>	<b>353</b>	<b>977</b>	<b>1253</b>	<b>All</b>	<b>Region Šumadije i Zapadne Srbije</b>
679	466	337	266	178	170	427	541	Men	
920	644	473	381	258	183	550	712	Women	
320	261	127	111	94	91	345	657	All	Higher schools (colleges)
187	146	69	67	57	53	168	294	Men	
133	115	58	44	37	38	177	363	Women	
1279	849	683	536	342	262	632	596	All	Faculties and arts academies
492	320	268	199	121	117	259	247	Men	
787	529	415	337	221	145	373	349	Women	
<b>2220</b>	<b>1429</b>	<b>949</b>	<b>668</b>	<b>474</b>	<b>302</b>	<b>733</b>	<b>1203</b>	<b>All</b>	<b>Region Južne i Istočne Srbije</b>
1067	728	480	309	232	167	365	626	Men	
1153	701	469	359	242	135	368	577	Women	
279	185	102	95	56	53	187	356	All	Higher schools (colleges)
172	121	65	63	41	35	95	186	Men	
107	64	37	32	15	18	92	170	Women	
1941	1244	847	573	418	249	546	847	All	Faculties and arts academies
895	607	415	246	191	132	270	440	Men	
1046	637	432	327	227	117	276	407	Women	
...	...	...	...	...	...	...	...	All	Region Kosovo i Metohija

## 1.10. Students by

	Total			Not married			Married, live in a consensual union		
	All	Men	Women	All	Men	Women	All	Men	Women
<b>REPUBLIC OF SERBIA</b>	<b>262108</b>	<b>115206</b>	<b>146902</b>	<b>242580</b>	<b>107851</b>	<b>134729</b>	<b>18038</b>	<b>6920</b>	<b>11118</b>
Higher schools (colleges)	43877	22516	21361	39790	20887	18903	3727	1538	2189
Faculties and arts academies	218231	92690	125541	202790	86964	115826	14311	5382	8929
<b>SRBIJA – SEVER</b>	<b>205604</b>	<b>90534</b>	<b>115070</b>	<b>190107</b>	<b>84694</b>	<b>105413</b>	<b>14262</b>	<b>5477</b>	<b>8785</b>
Higher schools (colleges)	29131	15156	13975	26522	14138	12384	2352	953	1399
Faculties and arts academies	176473	75378	101095	163585	70556	93029	11910	4524	7386
<b>Beogradski region</b>	<b>147828</b>	<b>64452</b>	<b>83376</b>	<b>136969</b>	<b>60067</b>	<b>76902</b>	<b>9955</b>	<b>4110</b>	<b>5845</b>
Higher schools (colleges)	22243	12002	10241	20371	11239	9132	1687	712	975
Faculties and arts academies	125585	52450	73135	116598	48828	67770	8268	3398	4870
<b>Region Vojvodine</b>	<b>57776</b>	<b>26082</b>	<b>31694</b>	<b>53138</b>	<b>24627</b>	<b>28511</b>	<b>4307</b>	<b>1367</b>	<b>2940</b>
Higher schools (colleges)	6888	3154	3734	6151	2899	3252	665	241	424
Faculties and arts academies	50888	22928	27960	46987	21728	25259	3642	1126	2516
<b>SRBIJA – JUG</b>	<b>56504</b>	<b>24672</b>	<b>31832</b>	<b>52473</b>	<b>23157</b>	<b>29316</b>	<b>3776</b>	<b>1443</b>	<b>2333</b>
Higher schools (colleges)	14746	7360	7386	13268	6749	6519	1375	585	790
Faculties and arts academies	41758	17312	24446	39205	16408	22797	2401	858	1543
<b>Region Šumadije i Zapadne Srbije</b>	<b>27871</b>	<b>11349</b>	<b>16522</b>	<b>25781</b>	<b>10650</b>	<b>15131</b>	<b>1954</b>	<b>666</b>	<b>1288</b>
Higher schools (colleges)	8787	4142	4645	7824	3771	4053	893	354	539
Faculties and arts academies	19084	7207	11877	17957	6879	11078	1061	312	749
<b>Region Južne i Istočne Srbije</b>	<b>28633</b>	<b>13323</b>	<b>15310</b>	<b>26692</b>	<b>12507</b>	<b>14185</b>	<b>1822</b>	<b>777</b>	<b>1045</b>
Higher schools (colleges)	5959	3218	2741	5444	2978	2466	482	231	251
Faculties and arts academies	22674	10105	12569	21248	9529	11719	1340	546	794
<b>Region Kosovo i Metohija</b>	...	...	...	...	...	...	...	...	...

## marital status

Divorced			Widowed			
All	Men	Women	All	Men	Women	
<b>1277</b>	<b>358</b>	<b>919</b>	<b>213</b>	<b>77</b>	<b>136</b>	<b>REPUBLIC OF SERBIA</b>
314	80	234	46	11	35	Higher schools (colleges)
963	278	685	167	66	101	Faculties and arts academies
1054	293	761	181	70	111	SRBIJA – SEVER
221	56	165	36	9	27	Higher schools (colleges)
833	237	596	145	61	84	Faculties and arts academies
<b>768</b>	<b>218</b>	<b>550</b>	<b>136</b>	<b>57</b>	<b>79</b>	<b>Beogradski region</b>
157	43	114	28	8	20	Higher schools (colleges)
611	175	436	108	49	59	Faculties and arts academies
<b>286</b>	<b>75</b>	<b>211</b>	<b>45</b>	<b>13</b>	<b>32</b>	<b>Region Vojvodine</b>
64	13	51	8	1	7	Higher schools (colleges)
222	62	160	37	12	25	Faculties and arts academies
223	65	158	32	7	25	SRBIJA – JUG
93	24	69	10	2	8	Higher schools (colleges)
130	41	89	22	5	17	Faculties and arts academies
<b>115</b>	<b>28</b>	<b>87</b>	<b>21</b>	<b>5</b>	<b>16</b>	<b>Region Šumadije i Zapadne Srbije</b>
62	15	47	8	2	6	Higher schools (colleges)
53	13	40	13	3	10	Faculties and arts academies
<b>108</b>	<b>37</b>	<b>71</b>	<b>11</b>	<b>2</b>	<b>9</b>	<b>Region Južne i Istočne Srbije</b>
31	9	22	2	0	2	Higher schools (colleges)
77	28	49	9	2	7	Faculties and arts academies
...	...	...	...	...	...	<b>Region Kosovo i Metohija</b>



## 1.11. Students by way of supporting themselves during studies

	Dependent		Personal income (savings, property income, inheritance, etc.)		Scholarships granted by public institutions (Ministry of Education, regional, municipal authorities, etc.)		Loans granted by public authorities (Ministry of Education, regional, municipal authorities, etc.)		Scholarships granted by companies		Commercial loans		Other financing sources	
	All	Women	All	Women	All	Women	All	Women	All	Women	All	Women	All	Women
<b>REPUBLIC OF SERBIA</b>	<b>208126</b>	<b>119364</b>	<b>40484</b>	<b>19917</b>	<b>18692</b>	<b>10183</b>	<b>4586</b>	<b>3000</b>	<b>2645</b>	<b>1111</b>	<b>614</b>	<b>290</b>	<b>21179</b>	<b>10651</b>
Higher schools (colleges)	34538	16922	7891	3577	574	311	202	124	216	88	74	42	4314	1985
Faculties and arts academies	173588	102442	32593	16340	18118	9872	4384	2876	2429	1023	540	248	16865	8666
<b>SRBIJA – SEVER</b>	<b>159704</b>	<b>91626</b>	<b>33786</b>	<b>16745</b>	<b>16989</b>	<b>9087</b>	<b>3681</b>	<b>2422</b>	<b>2442</b>	<b>1014</b>	<b>547</b>	<b>251</b>	<b>17365</b>	<b>8679</b>
Higher schools (colleges)	22828	10976	5433	2449	395	216	160	101	136	51	55	29	3147	1420
Faculties and arts academies	136876	80650	28353	14296	16594	8871	3521	2321	2306	963	492	222	14218	7259
<b>Beogradski region</b>	<b>112474</b>	<b>65158</b>	<b>24741</b>	<b>12502</b>	<b>12208</b>	<b>6599</b>	<b>2880</b>	<b>1904</b>	<b>2007</b>	<b>839</b>	<b>458</b>	<b>219</b>	<b>13024</b>	<b>6465</b>
Higher schools (colleges)	17462	8012	4164	1801	260	143	126	80	109	43	52	26	2490	1094
Faculties and arts academies	95012	57146	20577	10701	11948	6456	2754	1824	1898	796	406	193	10534	5371
<b>Region Vojvodine</b>	<b>47230</b>	<b>26468</b>	<b>9045</b>	<b>4243</b>	<b>4781</b>	<b>2488</b>	<b>801</b>	<b>518</b>	<b>435</b>	<b>175</b>	<b>89</b>	<b>32</b>	<b>4341</b>	<b>2214</b>
Higher schools (colleges)	5366	2964	1269	648	135	73	34	21	27	8	3	3	657	326
Faculties and arts academies	41864	23504	7776	3595	4646	2415	767	497	408	167	86	29	3684	1888
<b>SRBIJA – JUG</b>	<b>48422</b>	<b>27738</b>	<b>6698</b>	<b>3172</b>	<b>1703</b>	<b>1096</b>	<b>905</b>	<b>578</b>	<b>203</b>	<b>97</b>	<b>67</b>	<b>39</b>	<b>3814</b>	<b>1972</b>
Higher schools (colleges)	11710	5946	2458	1128	179	95	42	23	80	37	19	13	1167	565
Faculties and arts academies	36712	21792	4240	2044	1524	1001	863	555	123	60	48	26	2647	1407
<b>Region Šumadije i Zapadne Srbije</b>	<b>23555</b>	<b>14230</b>	<b>3623</b>	<b>1797</b>	<b>877</b>	<b>586</b>	<b>445</b>	<b>304</b>	<b>110</b>	<b>54</b>	<b>40</b>	<b>25</b>	<b>1950</b>	<b>1062</b>
Higher schools (colleges)	6771	3656	1682	813	109	61	21	9	52	21	12	9	671	347
Faculties and arts academies	16784	10574	1941	984	768	525	424	295	58	33	28	16	1279	715
<b>Region Južne i Istočne Srbije</b>	<b>24867</b>	<b>13508</b>	<b>3075</b>	<b>1375</b>	<b>826</b>	<b>510</b>	<b>460</b>	<b>274</b>	<b>93</b>	<b>43</b>	<b>27</b>	<b>14</b>	<b>1864</b>	<b>910</b>
Higher schools (colleges)	4939	2290	776	315	70	34	21	14	28	16	7	4	496	218
Faculties and arts academies	19928	11218	2299	1060	756	476	439	260	65	27	20	10	1368	692
<b>Region Kosovo i Metohija</b>	...	...	...	...	...	...	...	...	...	...	...	...	...	...

## 1.12. Students by main way of supporting themselves during the studies

	Total		Dependent		Personal income (savings, property income, inheritance, etc.)		Scholarship granted by public institutions (Ministry of Education, regional, municipal authorities, etc.)		Loan granted by public authorities (Ministry of Education, regional, municipal authorities, etc.)		Scholarships granted by companies		Commercial loans		Other financing sources	
	All	Women	All	Women	All	Women	All	Women	All	Women	All	Women	All	Women	All	Women
<b>REPUBLIC OF SERBIA</b>	<b>262108</b>	<b>146902</b>	<b>201479</b>	<b>116262</b>	<b>29454</b>	<b>14753</b>	<b>12051</b>	<b>5966</b>	<b>1051</b>	<b>692</b>	<b>1390</b>	<b>589</b>	<b>216</b>	<b>102</b>	<b>16467</b>	<b>8538</b>
Higher schools (colleges)	43877	21361	33695	16591	6141	2851	212	103	64	45	147	62	44	29	3574	1680
Faculties and arts academies	218231	125541	167784	99671	23313	11902	11839	5863	987	647	1243	527	172	73	12893	6858
<b>SRBIJA – SEVER</b>	<b>205604</b>	<b>115070</b>	<b>153983</b>	<b>89006</b>	<b>24314</b>	<b>12282</b>	<b>11655</b>	<b>5725</b>	<b>878</b>	<b>576</b>	<b>1281</b>	<b>543</b>	<b>180</b>	<b>82</b>	<b>13313</b>	<b>6856</b>
Higher schools (colleges)	29131	13975	22163	10733	4083	1896	144	67	56	39	85	33	31	18	2569	1189
Faculties and arts academies	176473	101095	131820	78273	20231	10386	11511	5658	822	537	1196	510	149	64	10744	5667
<b>Beogradski region</b>	<b>147828</b>	<b>83376</b>	<b>109216</b>	<b>63575</b>	<b>17934</b>	<b>9235</b>	<b>8769</b>	<b>4491</b>	<b>673</b>	<b>444</b>	<b>1101</b>	<b>476</b>	<b>144</b>	<b>65</b>	<b>9991</b>	<b>5090</b>
Higher schools (colleges)	22243	10241	16903	7820	3103	1395	79	39	42	27	74	30	30	17	2012	913
Faculties and arts academies	125585	73135	92313	55755	14831	7840	8690	4452	631	417	1027	446	114	48	7979	4177
<b>Region Vojvodine</b>	<b>57776</b>	<b>31694</b>	<b>44767</b>	<b>25431</b>	<b>6380</b>	<b>3047</b>	<b>2886</b>	<b>1234</b>	<b>205</b>	<b>132</b>	<b>180</b>	<b>67</b>	<b>36</b>	<b>17</b>	<b>3322</b>	<b>1766</b>
Higher schools (colleges)	6888	3734	5260	2913	980	501	65	28	14	12	11	3	1	1	557	276
Faculties and arts academies	50888	27960	39507	22518	5400	2546	2821	1206	191	120	169	64	35	16	2765	1490
<b>SRBIJA – JUG</b>	<b>56504</b>	<b>31832</b>	<b>47496</b>	<b>27256</b>	<b>5140</b>	<b>2471</b>	<b>396</b>	<b>241</b>	<b>173</b>	<b>116</b>	<b>109</b>	<b>46</b>	<b>36</b>	<b>20</b>	<b>3154</b>	<b>1682</b>
Higher schools (colleges)	14746	7386	11532	5858	2058	955	68	36	8	6	62	29	13	11	1005	491
Faculties and arts academies	41758	24446	35964	21398	3082	1516	328	205	165	110	47	17	23	9	2149	1191
<b>Region Šumadije i Zapadne Srbije</b>	<b>27871</b>	<b>16522</b>	<b>23071</b>	<b>13966</b>	<b>2831</b>	<b>1446</b>	<b>205</b>	<b>120</b>	<b>94</b>	<b>68</b>	<b>57</b>	<b>25</b>	<b>18</b>	<b>10</b>	<b>1595</b>	<b>887</b>
Higher schools (colleges)	8787	4645	6668	3597	1453	705	44	25	4	3	36	14	7	7	575	294
Faculties and arts academies	19084	11877	16403	10369	1378	741	161	95	90	65	21	11	11	3	1020	593
<b>Region Južne i Istočne Srbije</b>	<b>28633</b>	<b>15310</b>	<b>24425</b>	<b>13290</b>	<b>2309</b>	<b>1025</b>	<b>191</b>	<b>121</b>	<b>79</b>	<b>48</b>	<b>52</b>	<b>21</b>	<b>18</b>	<b>10</b>	<b>1559</b>	<b>795</b>
Higher schools (colleges)	5959	2741	4864	2261	605	250	24	11	4	3	26	15	6	4	430	197
Faculties and arts academies	22674	12569	19561	11029	1704	775	167	110	75	45	26	6	12	6	1129	598
<b>Region Kosovo i Metohija</b>	...	...	...	...	...	...	...	...	...	...	...	...	...	...	...	...



### 1.13. Students by type of accommodation during the studies

	Total		At parents'		Rented dwelling		Students' dormitory		Own dwelling		At relatives'		Other	
	All	Women	All	Women	All	Women	All	Women	All	Women	All	Women	All	Women
<b>REPUBLIC OF SERBIA</b>	<b>262108</b>	<b>146902</b>	<b>125106</b>	<b>69287</b>	<b>74830</b>	<b>43336</b>	<b>17711</b>	<b>10280</b>	<b>24580</b>	<b>13982</b>	<b>5757</b>	<b>3297</b>	<b>14124</b>	<b>6720</b>
Higher schools (colleges)	43877	21361	26556	12122	9800	5297	1289	635	3850	2055	753	385	1629	867
Faculties and arts academies	218231	125541	98550	57165	65030	38039	16422	9645	20730	11927	5004	2912	12495	5853
<b>SRBIJA – SEVER</b>	<b>205604</b>	<b>115070</b>	<b>96040</b>	<b>53738</b>	<b>57112</b>	<b>32541</b>	<b>14936</b>	<b>8740</b>	<b>20392</b>	<b>11608</b>	<b>4997</b>	<b>2864</b>	<b>12127</b>	<b>5579</b>
Higher schools (colleges)	29131	13975	17403	7824	6625	3473	908	489	2616	1377	569	288	1010	524
Faculties and arts academies	176473	101095	78637	45914	50487	29068	14028	8251	17776	10231	4428	2576	11117	5055
<b>Beogradski region</b>	<b>147828</b>	<b>83376</b>	<b>75269</b>	<b>41494</b>	<b>35929</b>	<b>21325</b>	<b>11961</b>	<b>6843</b>	<b>15310</b>	<b>8555</b>	<b>4281</b>	<b>2434</b>	<b>5078</b>	<b>2725</b>
Higher schools (colleges)	22243	10241	13225	5581	5162	2686	604	323	1958	999	490	246	804	406
Faculties and arts academies	125585	73135	62044	35913	30767	18639	11357	6520	13352	7556	3791	2188	4274	2319
<b>Region Vojvodine</b>	<b>57776</b>	<b>31694</b>	<b>20771</b>	<b>12244</b>	<b>21183</b>	<b>11216</b>	<b>2975</b>	<b>1897</b>	<b>5082</b>	<b>3053</b>	<b>716</b>	<b>430</b>	<b>7049</b>	<b>2854</b>
Higher schools (colleges)	6888	3734	4178	2243	1463	787	304	166	658	378	79	42	206	118
Faculties and arts academies	50888	27960	16593	10001	19720	10429	2671	1731	4424	2675	637	388	6843	2736
<b>SRBIJA – JUG</b>	<b>56504</b>	<b>31832</b>	<b>29066</b>	<b>15549</b>	<b>17718</b>	<b>10795</b>	<b>2775</b>	<b>1540</b>	<b>4188</b>	<b>2374</b>	<b>760</b>	<b>433</b>	<b>1997</b>	<b>1141</b>
Higher schools (colleges)	14746	7386	9153	4298	3175	1824	381	146	1234	678	184	97	619	343
Faculties and arts academies	41758	24446	19913	11251	14543	8971	2394	1394	2954	1696	576	336	1378	798
<b>Region Šumadije i Zapadne Srbije</b>	<b>27871</b>	<b>16522</b>	<b>13832</b>	<b>7575</b>	<b>9435</b>	<b>6176</b>	<b>1331</b>	<b>760</b>	<b>1892</b>	<b>1151</b>	<b>366</b>	<b>222</b>	<b>1015</b>	<b>638</b>
Higher schools (colleges)	8787	4645	5140	2484	2198	1371	159	36	837	476	125	71	328	207
Faculties and arts academies	19084	11877	8692	5091	7237	4805	1172	724	1055	675	241	151	687	431
<b>Region Južne i Istočne Srbije</b>	<b>28633</b>	<b>15310</b>	<b>15234</b>	<b>7974</b>	<b>8283</b>	<b>4619</b>	<b>1444</b>	<b>780</b>	<b>2296</b>	<b>1223</b>	<b>394</b>	<b>211</b>	<b>982</b>	<b>503</b>
Higher schools (colleges)	5959	2741	4013	1814	977	453	222	110	397	202	59	26	291	136
Faculties and arts academies	22674	12569	11221	6160	7306	4166	1222	670	1899	1021	335	185	691	367
<b>Region Kosovo i Metohija</b>	...	...	...	...	...	...	...	...	...	...	...	...	...	...

## 1.14. Does the student supports other persons

	No		Yes, child/children		Yes, spouse, partner		Yes, parents		Yes, other persons		Students who did not answer to the question	
	All	Women	All	Women	All	Women	All	Women	All	Women	All	Women
<b>REPUBLIC OF SERBIA</b>	<b>242374</b>	<b>136670</b>	<b>12753</b>	<b>7478</b>	<b>2813</b>	<b>640</b>	<b>2223</b>	<b>1084</b>	<b>1363</b>	<b>637</b>	<b>1541</b>	<b>685</b>
Higher schools (colleges)	39675	19122	3004	1784	565	132	397	152	271	98	417	192
Faculties and arts academies	202699	117548	9749	5694	2248	508	1826	932	1092	539	1124	493
<b>SRBIJA – SEVER</b>	<b>189786</b>	<b>106937</b>	<b>10017</b>	<b>5848</b>	<b>2239</b>	<b>503</b>	<b>1891</b>	<b>936</b>	<b>1132</b>	<b>541</b>	<b>1069</b>	<b>477</b>
Higher schools (colleges)	26465	12556	1886	1131	330	75	287	107	186	66	230	100
Faculties and arts academies	163321	94381	8131	4717	1909	428	1604	829	946	475	839	377
<b>Beogradski region</b>	<b>135758</b>	<b>77248</b>	<b>7138</b>	<b>4178</b>	<b>1695</b>	<b>379</b>	<b>1450</b>	<b>739</b>	<b>932</b>	<b>454</b>	<b>976</b>	<b>444</b>
Higher schools (colleges)	20247	9218	1353	790	231	43	204	74	153	47	230	100
Faculties and arts academies	115511	68030	5785	3388	1464	336	1246	665	779	407	746	344
<b>Region Vojvodine</b>	<b>54028</b>	<b>29689</b>	<b>2879</b>	<b>1670</b>	<b>544</b>	<b>124</b>	<b>441</b>	<b>197</b>	<b>200</b>	<b>87</b>	<b>93</b>	<b>33</b>
Higher schools (colleges)	6218	3338	533	341	99	32	83	33	33	19	0	0
Faculties and arts academies	47810	26351	2346	1329	445	92	358	164	167	68	93	33
<b>SRBIJA – JUG</b>	<b>52588</b>	<b>29733</b>	<b>2736</b>	<b>1630</b>	<b>574</b>	<b>137</b>	<b>332</b>	<b>148</b>	<b>231</b>	<b>96</b>	<b>472</b>	<b>208</b>
Higher schools (colleges)	13210	6566	1118	653	235	57	110	45	85	32	187	92
Faculties and arts academies	39378	23167	1618	977	339	80	222	103	146	64	285	116
<b>Region Šumadije i Zapadne Srbije</b>	<b>25804</b>	<b>15334</b>	<b>1423</b>	<b>911</b>	<b>260</b>	<b>65</b>	<b>180</b>	<b>87</b>	<b>119</b>	<b>49</b>	<b>301</b>	<b>150</b>
Higher schools (colleges)	7784	4078	755	462	141	37	70	34	56	21	113	61
Faculties and arts academies	18020	11256	668	449	119	28	110	53	63	28	188	89
<b>Region Južne i Istočne Srbije</b>	<b>26784</b>	<b>14399</b>	<b>1313</b>	<b>719</b>	<b>314</b>	<b>72</b>	<b>152</b>	<b>61</b>	<b>112</b>	<b>47</b>	<b>171</b>	<b>58</b>
Higher schools (colleges)	5426	2488	363	191	94	20	40	11	29	11	74	31
Faculties and arts academies	21358	11911	950	528	220	52	112	50	83	36	97	27
<b>Region Kosovo i Metohija</b>	...	...	...	...	...	...	...	...	...	...	...	...



### 1.15. Employment status of students and parents/supporter

	Total number of students	Students' employment status			Parents'/supporter's employment status	
		Employed	Unemployed	Unknown	Employed	Unemployed
<b>REPUBLIC OF SERBIA</b>	<b>262108</b>	<b>41916</b>	<b>219085</b>	<b>1107</b>	<b>185656</b>	<b>76452</b>
Higher schools (colleges)	218231	33011	184459	761	156845	61386
Faculties and arts academies	43877	8905	34626	346	28811	15066
<b>SRBIJA – SEVER</b>	<b>205604</b>	<b>34950</b>	<b>169961</b>	<b>693</b>	<b>148098</b>	<b>57506</b>
Higher schools (colleges)	176473	28941	147055	477	128480	47993
Faculties and arts academies	29131	6009	22906	216	19618	9513
<b>Beogradski region</b>	<b>147828</b>	<b>26696</b>	<b>120439</b>	<b>693</b>	<b>109301</b>	<b>38527</b>
Higher schools (colleges)	125585	22338	102770	477	94411	31174
Faculties and arts academies	22243	4358	17669	216	14890	7353
<b>Region Vojvodine</b>	<b>57776</b>	<b>8254</b>	<b>49522</b>	<b>0</b>	<b>38797</b>	<b>18979</b>
Higher schools (colleges)	50888	6603	44285	0	34069	16819
Faculties and arts academies	6888	1651	5237	0	4728	2160
<b>SRBIJA – JUG</b>	<b>56504</b>	<b>6966</b>	<b>49124</b>	<b>414</b>	<b>37558</b>	<b>18946</b>
Higher schools (colleges)	41758	4070	37404	284	28365	13393
Faculties and arts academies	14746	2896	11720	130	9193	5553
<b>Region Šumadije i Zapadne Srbije</b>	<b>27871</b>	<b>3626</b>	<b>23985</b>	<b>260</b>	<b>17777</b>	<b>10094</b>
Higher schools (colleges)	19084	1782	17114	188	12438	6646
Faculties and arts academies	8787	1844	6871	72	5339	3448
<b>Region Južne i Istočne Srbije</b>	<b>28633</b>	<b>3340</b>	<b>25139</b>	<b>154</b>	<b>19781</b>	<b>8852</b>
Higher schools (colleges)	22674	2288	20290	96	15927	6747
Faculties and arts academies	5959	1052	4849	58	3854	2105
<b>Region Kosovo i Metohija</b>	...	...	...	...	...	...

## 1.16. Students in higher schools (colleges), faculties and arts academies by municipality

Region Area Town – municipality	Total	Women	Higher schools (colleges)			Faculties, arts academies		
			Schools	Students		Schools	Students	
				All	Budget- financed		All	Budget-funded
<b>REPUBLIC OF SERBIA</b>	<b>262108</b>	<b>146902</b>	<b>55</b>	<b>43877</b>	<b>16999</b>	<b>124</b>	<b>217354</b>	<b>89770</b>
SRBIJA – SEVER	205604	115070	33	29131	9201	93	175596	67644
<b>Beogradski region</b>	<b>147828</b>	<b>83376</b>	<b>23</b>	<b>22243</b>	<b>6290</b>	<b>69</b>	<b>124708</b>	<b>43954</b>
<b>Beogradska oblast (City of Belgrade)</b>	<b>147828</b>	<b>83376</b>	<b>23</b>	<b>22243</b>	<b>6290</b>	<b>69</b>	<b>124708</b>	<b>43954</b>
Voždovac	26092	13966	2	3133	862	7	22959	6402
Zvezdara	6171	3127	4	6031	1213	1	140	0
Zemun	12711	7001	5	5986	1443	2	6725	2765
Mladenovac	507	183	0	0	0	1	507	0
Novi Beograd	9769	4784	3	1933	625	13	7836	342
Palilula	31164	13918	3	2203	1145	9	28961	11349
Savski venac	23796	15024	4	1875	700	9	21044	7864
Stari grad	32936	23652	0	0	0	25	32936	13737
Čukarica	4682	1721	2	1082	302	2	3600	1495
<b>Region Vojvodine</b>	<b>57776</b>	<b>31694</b>	<b>10</b>	<b>6888</b>	<b>2911</b>	<b>24</b>	<b>50888</b>	<b>23690</b>
<b>Zapadnobačka oblast</b>	<b>536</b>	<b>430</b>	<b>0</b>	<b>0</b>	<b>0</b>	<b>1</b>	<b>536</b>	<b>341</b>
<i>Sombor</i>	536	430	0	0	0	1	536	341
<b>Južnobačanska oblast</b>	<b>658</b>	<b>481</b>	<b>1</b>	<b>377</b>	<b>187</b>	<b>1</b>	<b>281</b>	<b>0</b>
<i>Pančevo</i>	281	129	0	0	0	1	281	0
<i>Vršac</i>	377	352	1	377	187	0	0	0
<b>Južnobačka oblast</b>	<b>47647</b>	<b>25560</b>	<b>4</b>	<b>3965</b>	<b>1271</b>	<b>18</b>	<b>43682</b>	<b>19729</b>
<i>Grad Novi Sad</i>	46641	25143	3	3636	1271	17	43005	19729
<i>Novi Sad</i>	45326	24538	3	3636	1271	16	41690	19729
<i>Petrovaradin</i>	1315	605	0	0	0	1	1315	0
<i>Sremski Karlovci</i>	1006	417	1	329	0	1	677	0
<b>Severnobanatska oblast</b>	<b>317</b>	<b>244</b>	<b>1</b>	<b>317</b>	<b>212</b>	<b>0</b>	<b>0</b>	<b>0</b>
<i>Kikinda</i>	317	244	1	317	212	0	0	0
<b>Severnobačka oblast</b>	<b>6282</b>	<b>3766</b>	<b>2</b>	<b>1125</b>	<b>646</b>	<b>3</b>	<b>5157</b>	<b>2704</b>
<i>Subotica</i>	6282	3766	2	1125	646	3	5157	2704
<b>Srednjobanatska oblast</b>	<b>1797</b>	<b>750</b>	<b>1</b>	<b>565</b>	<b>360</b>	<b>1</b>	<b>1232</b>	<b>916</b>
<i>Zrenjanin</i>	1797	750	1	565	360	1	1232	916
<b>Sremska oblast</b>	<b>539</b>	<b>463</b>	<b>1</b>	<b>539</b>	<b>235</b>	<b>0</b>	<b>0</b>	<b>0</b>
<i>Sremska Mitrovica</i>	539	463	1	539	235	0	0	0
SRBIJA – JUG	56504	31832	22	14746	7798	31	41758	22126
<b>Region Šumadije i Zapadne Srbije</b>	<b>27871</b>	<b>16522</b>	<b>13</b>	<b>8787</b>	<b>4337</b>	<b>15</b>	<b>19084</b>	<b>9497</b>
<b>Zlatiborska oblast</b>	<b>1756</b>	<b>1022</b>	<b>1</b>	<b>1157</b>	<b>811</b>	<b>1</b>	<b>599</b>	<b>371</b>
<i>Grad Užice</i>	1756	1022	1	1157	811	1	599	371
<i>Užice</i>	1756	1022	1	1157	811	1	599	371
<b>Kolubarska oblast</b>	<b>1004</b>	<b>662</b>	<b>1</b>	<b>591</b>	<b>298</b>	<b>1</b>	<b>413</b>	<b>0</b>
<i>Valjevo</i>	1004	662	1	591	298	1	413	0
<b>Mačvanska oblast</b>	<b>1867</b>	<b>1186</b>	<b>3</b>	<b>1867</b>	<b>957</b>	<b>0</b>	<b>0</b>	<b>0</b>
<i>Šabac</i>	1867	1186	3	1867	957	0	0	0
<b>Moravička oblast</b>	<b>2098</b>	<b>693</b>	<b>1</b>	<b>758</b>	<b>521</b>	<b>2</b>	<b>1340</b>	<b>943</b>
<i>Čačak</i>	2098	693	1	758	521	2	1340	943



**1.16. Students in higher schools (colleges), faculties and arts academies  
by municipality (continued)**

Region Area Town – municipality	Total	Women	Higher schools (colleges)			Faculties, arts academies		
			Schools	Students		Schools	Students	
				All	Budget- financed		All	Budget-funded
<b>Pomoravska oblast</b>	<b>2180</b>	<b>1741</b>	<b>1</b>	<b>1117</b>	<b>269</b>	<b>1</b>	<b>1063</b>	<b>565</b>
<i>Jagodina</i>	1063	930	0	0	0	1	1063	565
Čuprija	1117	811	1	1117	269	0	0	0
<b>Rasinska oblast</b>	<b>2249</b>	<b>1078</b>	<b>4</b>	<b>2249</b>	<b>913</b>	<b>0</b>	<b>0</b>	<b>0</b>
<i>Kruševac</i>	1319	853	3	1319	563	0	0	0
Trstenik	930	225	1	930	350	0	0	0
<b>Raška oblast</b>	<b>4064</b>	<b>2208</b>	<b>0</b>	<b>0</b>	<b>0</b>	<b>4</b>	<b>4064</b>	<b>1611</b>
<i>Kraljevo</i>	604	171	0	0	0	1	604	397
Vrnjačka Banja	504	335	0	0	0	1	504	262
Novi Pazar	2956	1702	0	0	0	2	2956	952
<b>Šumadijska oblast</b>	<b>12653</b>	<b>7932</b>	<b>2</b>	<b>1048</b>	<b>568</b>	<b>6</b>	<b>11605</b>	<b>6007</b>
<i>Kragujevac</i>	12203	7668	1	598	338	6	11605	6007
Arandelovac	450	264	1	450	230	0	0	0
<b>Region Južne i Istočne Srbije</b>	<b>28633</b>	<b>15310</b>	<b>9</b>	<b>5959</b>	<b>3461</b>	<b>16</b>	<b>22674</b>	<b>12629</b>
<b>Borska oblast</b>	<b>1080</b>	<b>563</b>	<b>0</b>	<b>0</b>	<b>0</b>	<b>1</b>	<b>1080</b>	<b>536</b>
<i>Bor</i>	1080	563	0	0	0	1	1080	536
<b>Braničevska oblast</b>	<b>632</b>	<b>275</b>	<b>1</b>	<b>632</b>	<b>456</b>	<b>0</b>	<b>0</b>	<b>0</b>
<i>Grad Požarevac</i>	632	275	1	632	456	0	0	0
Požarevac	632	275	1	632	456	0	0	0
<b>Zaječarska oblast</b>	<b>579</b>	<b>291</b>	<b>0</b>	<b>0</b>	<b>0</b>	<b>1</b>	<b>579</b>	<b>0</b>
<i>Zaječar</i>	579	291	0	0	0	1	579	0
<b>Jablanička oblast</b>	<b>1686</b>	<b>1002</b>	<b>2</b>	<b>1231</b>	<b>592</b>	<b>1</b>	<b>455</b>	<b>319</b>
<i>Leskovac</i>	1686	1002	2	1231	592	1	455	319
<b>Nišavska oblast</b>	<b>21873</b>	<b>11755</b>	<b>2</b>	<b>1755</b>	<b>983</b>	<b>12</b>	<b>20118</b>	<b>11453</b>
<i>Grad Niš</i>	21482	11406	1	1364	770	12	20118	11453
Medijana	13097	8050	0	0	0	6	13097	7359
Palilula	4764	2121	0	0	0	4	4764	2543
Crveni krst	3621	1235	1	1364	770	2	2257	1551
Aleksinac	391	349	1	391	213	0	0	0
<b>Pirotska oblast</b>	<b>163</b>	<b>154</b>	<b>1</b>	<b>163</b>	<b>136</b>	<b>0</b>	<b>0</b>	<b>0</b>
<i>Pirot</i>	163	154	1	163	136	0	0	0
<b>Pčinjska oblast</b>	<b>854</b>	<b>500</b>	<b>1</b>	<b>412</b>	<b>267</b>	<b>1</b>	<b>442</b>	<b>321</b>
<i>Grad Vranje</i>	854	500	1	412	267	1	442	321
Vranje	854	500	1	412	267	1	442	321
<b>Toplička oblast</b>	<b>1766</b>	<b>770</b>	<b>2</b>	<b>1766</b>	<b>1027</b>	<b>0</b>	<b>0</b>	<b>0</b>
<i>Prokuplje</i>	498	209	1	498	405	0	0	0
Blace	1268	561	1	1268	622	0	0	0
<b>Region Kosovo i Metohija</b>	...	...	...	...	...	...	...	...

## 1.17. Students by place of residence

Municipality of residence	Total	Higher schools (colleges)	Faculties and arts academies
<b>Total</b>	<b>262108</b>	<b>43877</b>	<b>218231</b>
Aleksandrovac	1008	156	852
Aleksinac	1170	305	865
Arandelovac	1490	346	1144
Arijje	727	121	606
Babušnica	220	50	170
Bajina Bašta	856	180	676
Batočina	269	36	233
Bela Palanka	236	54	182
Barajevo	698	188	510
Voždovac	9337	1484	7853
Vračar	3765	282	3483
Grocka	2528	690	1838
Zvezdara	8843	1387	7456
Zemun	7256	1468	5788
Lazarevac	2101	521	1580
Mladenovac	1532	350	1182
Novi Beograd	11589	1564	10025
Obrenovac	2255	626	1629
Palilula	8311	1533	6778
Rakovica	5071	974	4097
Savski venac	3146	578	2568
Sopot	451	99	352
Stari grad	3178	254	2924
Čukarica	8925	1537	7388
Blace	411	172	239
Bogatić	662	184	478
Bojnik	168	62	106
Boljevac	289	34	255
Bor	1677	172	1505
Bosilegrad	67	9	58
Brus	628	114	514
Bujanovac	621	49	572
Valjevo	3407	769	2638
Varvarin	395	79	316
Velika Plana	950	193	757
Veliko Gradište	423	126	297
Vladimirci	288	82	206
Vladičin Han	565	102	463
Vlasotince	912	175	737
Vranje	2766	465	2301
Vrnjačka Banja	1047	195	852
Gadžin Han	74	11	63
Golubac	198	50	148
Gornji Milanovac	1349	239	1110
Despotovac	487	67	420



### 1.17. Students by place of residence (continued)

Municipality of residence	Total	Higher schools (colleges)	Faculties and arts academies
Dimitrovgrad	126	37	89
Doljevac	280	57	223
Žabari	158	32	126
Žagubica	252	30	222
Žitorađa	247	65	182
Zaječar	1555	196	1359
Ivanjica	1090	120	970
Kladovo	377	80	297
Knić	263	30	233
Knjaževac	678	94	584
Kosjerić	357	67	290
Koceljeva	253	74	179
Kragujevac – grad	6876	568	6308
Kraljevo	4141	442	3699
Krupanj	386	100	286
Kruševac	4376	984	3392
Kuršumlija	605	182	423
Kučevo	257	35	222
Lajkovac	437	140	297
Lebane	559	113	446
Leskovac	4570	1114	3456
Loznica	2143	332	1811
Lučani	583	97	486
Ljig	321	87	234
Ljubovija	398	89	309
Majdanpek	453	74	379
Mali Zvornik	370	53	317
Malo Crniće	160	58	102
Medveđa	182	51	131
Merošina	185	59	126
Mionica	339	103	236
Negotin	766	83	683
Nova Varoš	609	107	502
Novi Pazar	2883	135	2748
Osečina	254	61	193
Paraćin	1544	261	1283
Petrovac	677	146	531
Pirot	1757	303	1454
Požarevac	2374	480	1894
Požega	1115	186	929
Preševo	222	11	211
Priboj	864	179	685
Prijepolje	1018	165	853
Prokuplje	1255	347	908
Ražanj	159	47	112
Rača	246	38	208

### 1.17. Students by place of residence (continued)

Municipality of residence	Total	Higher schools (colleges)	Faculties and arts academies
Raška	793	65	728
Rekovac	197	37	160
Jagodina	2232	381	1851
Svilajnac	584	72	512
Svrljig	249	57	192
Sjenica	600	98	502
Smederevo	3178	701	2477
Smederevska Palanka	1429	367	1062
Sokobanja	360	61	299
Surdulica	583	101	482
Užice	3493	794	2699
Topola	536	114	422
Trgovište	142	36	106
Trstenik	1387	325	1062
Tutin	641	103	538
Čičevac	216	61	155
Čuprija	880	185	695
Ub	651	129	522
Crna trava	20	1	19
Čajetina	422	80	342
Čačak	4025	719	3306
Šabac	3698	1031	2667
Lapovo	194	33	161
Niš – Niška Banja	290	56	234
Surčin	1324	363	961
Niš – Pantelejev	1454	218	1236
Niš – Crveni krst	1449	152	1297
Niš – Palilula	1940	295	1645
Niš – Mediana	6246	639	5607
Kostolac	244	65	179
Vranjska Banja	118	24	94
Sevojno	92	17	75
Ada	340	44	296
Alibunar	360	64	296
Apatin	629	69	560
Bač	300	38	262
Bačka Palanka	1477	169	1308
Bačka Topola	619	99	520
Bački Petrovac	260	53	207
Bela Crkva	316	47	269
Beočin	385	62	323
Bečej	845	113	732
Vršac	1316	185	1131
Žabalj	656	98	558
Žitište	387	86	301
Zrenjanin	4115	654	3461



### 1.17. Students by place of residence (continued)

Municipality of residence	Total	Higher schools (colleges)	Faculties and arts academies
Indija	1291	236	1055
Irig	237	32	205
Kanjiža	237	56	181
Kikinda	1670	333	1337
Kovačica	412	90	322
Kovin	663	164	499
Kula	1130	141	989
Mali Idoš	218	37	181
Nova Crnja	233	50	183
Novi Bečej	443	70	373
Novi Kneževac	196	28	168
Novi Sad – grad	16806	1665	15141
Opovo	199	46	153
Odžaci	654	86	568
Pančevo	4273	928	3345
Pećinci	454	118	336
Plandište	246	50	196
Ruma	1570	265	1305
Senta	304	49	255
Sečanj	293	62	231
Sombor	2131	198	1933
Srbobran	372	75	297
Sremska Mitrovica	2440	421	2019
Sremski Karlovci	361	57	304
Stara Pazova	1967	514	1453
Subotica	3373	781	2592
Temerin	900	171	729
Titel	397	62	335
Vrbas	1378	192	1186
Čoka	173	30	143
Šid	900	157	743
Petrovaradin	770	114	656
Vitina	23	5	18
Vučitrn	14	2	12
Gnjilane	150	33	117
Dečani	2	-	2
Đakovica	7	1	6
Zubin Potok	93	1	92
Istok	15	5	10
Klina	14	4	10
Kosovo Polje	21	4	17
Kosovska Kamenica	107	5	102
Leposavić	172	13	159
Lipljan	34	10	24
Novo Brdo	8	-	8
Obilić	11	1	10

### 1.17. Students by place of residence (continued)

Municipality of residence	Total	Higher schools (colleges)	Faculties and arts academies
Orahovac	4	1	3
Peć	47	4	43
Podujevo	7	-	7
Prizren	34	4	30
Priština – grad	152	31	121
Srbica	6	-	6
Suva Reka	1	-	1
Kosovska Mitrovica	186	19	167
Uroševac	27	4	23
Štrpce	138	37	101
Gora	7	1	6
Zvečan	67	6	61
Unknown	295	80	215
Andorra	1	-	1
United Arabe Emirates	19	1	18
Afghanistan	6	-	6
Antigua and Barbuda	1	-	1
Albania	16	-	16
Angola	11	-	11
American Samoa	1	-	1
Austria	19	-	19
Australia	11	-	11
Azerbaijan	1	-	1
Bosnia and Herzegovina	6954	542	6412
Bangladesh	4	-	4
Belgium	4	-	4
Bulgaria	5	-	5
Burundi	1	-	1
Bolivia	1	-	1
Botswana	1	-	1
Belarus	3	-	3
Canada	23	-	23
Congo, Democratic Republic	2	-	2
Congo	3	-	3
Switzerland	20	2	18
Chile	1	-	1
China	7	-	7
Cyprus	6	1	5
Czech Republic	4	-	4
Germany	63	2	61
Denmark	5	-	5
Dominica	3	-	3
Egypt	3	-	3
Spain	15	-	15
Ethiopia	1	-	1
Finland	3	-	3





### 1.17. Students by place of residence (continued)

Municipality of residence	Total	Higher schools (colleges)	Faculties and arts academies
France	19	-	19
Great Britain	7	-	7
Grenada	1	-	1
Georgia	1	-	1
Ghana	2	-	2
Greece	78	-	78
Croatia	502	43	459
Haiti	1	-	1
Hungary	15	3	12
Indonesia	4	-	4
Ireland	1	-	1
Israel	2	-	2
India	3	1	2
Irak	7	-	7
Iran	7	-	7
Italy	24	1	23
Jamaica	1	-	1
Kenya	4	-	4
Korea	1	-	1
Kuwait	1	-	1
Kazakhstan	2	-	2
Lebanon	2	-	2
Sri Lanka	2	-	2
Luksemburg	2	-	2
Lybian Arab Jamahiriya	171	-	171
Republic of Montenegro	2523	320	2203
Madagascar	1	-	1
Republic of Macedonia	115	4	111
Mali	4	-	4
Mongolia	3	-	3
Malta	1	-	1
Mauritius	2	-	2
Mexico	4	-	4
Namibia	1	-	1
Nigeria	7	-	7
the Netherlands	8	-	8
Norway	7	-	7
New Zealand	1	-	1
Panama	1	1	-
Philippines	1	-	1
Pakistan	1	-	1
Poland	3	-	3
Occupied Palestine Territory	8	-	8
Paraguay	1	1	-
Qatar	2	-	2
Romania	2	-	2

### 1.17. Students by place of residence (continued)

Municipality of residence	Total	Higher schools (colleges)	Faculties and arts academies
Russian Federation	25	1	24
Rwanda	1	-	1
Saudi Arabia	1	-	1
Seychelles islands	1	-	1
Sudan	3	-	3
Sweden	24	-	24
Slovenia	86	-	86
Slovak Republic	15	-	15
Syrian Arab Republic	9	-	9
Thailand	4	-	4
Tajikistan	1	-	1
Tunisia	2	-	2
East Timor	1	-	1
Turkey	15	-	15
Trinidad and Tobago	1	-	1
Tanzania	1	-	1
Ukraine	7	-	7
Uganda	1	-	1
United States Minor Outlying Islands	1	-	1
USA	55	-	55
Vietnam	1	-	1
Palestine Liberation Organisation	4	-	4
South Africa	3	-	3
Zimbabwe	1	-	1

# Graduated students



2

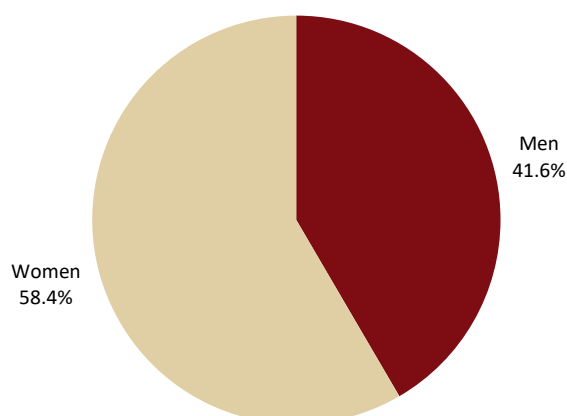
## 2.1. Students by sex, financing modality and cycle of studies

Types and cycles of studies	Students											
	Total			Budget-financed			Self-financed			Budget-financed and self-financed		
	All	Men	Women	All	Men	Women	All	Men	Women	All	Men	Women
<b>REPUBLIC OF SERBIA</b>	<b>51596</b>	<b>21460</b>	<b>30136</b>	<b>18440</b>	<b>7241</b>	<b>11199</b>	<b>26152</b>	<b>11445</b>	<b>14707</b>	<b>7004</b>	<b>2774</b>	<b>4230</b>
<i>First cycle studies</i>	32041	13758	18283	11922	4896	7026	15340	6978	8362	4779	1884	2895
Undergraduate academic studies	21525	9068	12457	8504	3466	5038	9294	4107	5187	3727	1495	2232
Undergraduate applied studies	10516	4690	5826	3418	1430	1988	6046	2871	3175	1052	389	663
<i>Second cycle studies</i>	14841	5816	9025	5261	1864	3397	8234	3379	4855	1346	573	773
Master degree studies	9871	3963	5908	3791	1448	2343	5179	2099	3080	901	416	485
Specialised applied studies	2477	1071	1406	42	10	32	2420	1056	1364	15	5	10
Specialised academic studies	378	127	251	4	1	3	370	125	245	4	1	3
Integrated studies	2115	655	1460	1424	405	1019	265	99	166	426	151	275
<i>Third cycle studies</i>	1539	656	883	192	91	101	1262	533	729	85	32	53
Doctoral academic studies	1539	656	883	192	91	101	1262	533	729	85	32	53
<i>Old programme</i>	3175	1230	1945	1065	390	675	1316	555	761	794	285	509
Old curriculum	3175	1230	1945	1065	390	675	1316	555	761	794	285	509
<b>SRBIJA – SEVER</b>	<b>39345</b>	<b>16547</b>	<b>22798</b>	<b>13188</b>	<b>5188</b>	<b>8000</b>	<b>20535</b>	<b>9104</b>	<b>11431</b>	<b>5622</b>	<b>2255</b>	<b>3367</b>
<i>First cycle studies</i>	24484	10652	13832	8371	3464	4907	12199	5624	6575	3914	1564	2350
Undergraduate academic studies	17763	7637	10126	6489	2665	3824	8086	3678	4408	3188	1294	1894
Undergraduate applied studies	6721	3015	3706	1882	799	1083	4113	1946	2167	726	270	456
<i>Second level studies</i>	11352	4528	6824	3933	1413	2520	6333	2642	3691	1086	473	613
Master degree studies	8059	3295	4764	3018	1146	1872	4275	1789	2486	766	360	406
Specialised applied studies	1533	675	858	12	5	7	1512	668	844	9	2	7
Specialised academic studies	367	122	245	3	1	2	362	121	241	2	-	2
Integrated studies	1393	436	957	900	261	639	184	64	120	309	111	198
<i>Third cycle studies</i>	1230	506	724	119	51	68	1043	432	611	68	23	45
Doctoral academic studies	1230	506	724	119	51	68	1043	432	611	68	23	45
<i>Old programme</i>	2279	861	1418	765	260	505	960	406	554	554	195	359
Old curriculum	2279	861	1418	765	260	505	960	406	554	554	195	359
<b>Beogradski region</b>	<b>27384</b>	<b>11583</b>	<b>15801</b>	<b>8046</b>	<b>3226</b>	<b>4820</b>	<b>15478</b>	<b>6906</b>	<b>8572</b>	<b>3860</b>	<b>1451</b>	<b>2409</b>
<i>First cycle studies</i>	17359	7608	9751	5158	2190	2968	9509	4401	5108	2692	1017	1675
Undergraduate academic studies	12220	5198	7022	3997	1626	2371	6067	2746	3321	2156	826	1330
Undergraduate applied studies	5139	2410	2729	1161	564	597	3442	1655	1787	536	191	345
<i>Second cycle studies</i>	7591	3033	4558	2287	824	1463	4612	1936	2676	692	273	419
Master degree studies	5024	1995	3029	1571	606	965	2996	1205	1791	457	184	273
Specialised applied studies	1223	598	625	9	5	4	1206	591	615	8	2	6
Specialised academic studies	342	117	225	3	1	2	337	116	221	2	-	2
Integrated studies	1002	323	679	704	212	492	73	24	49	225	87	138
<i>Third cycle studies</i>	830	357	473	77	34	43	706	304	402	47	19	28
Doctoral academic studies	830	357	473	77	34	43	706	304	402	47	19	28
<i>Old programme</i>	1604	585	1019	524	178	346	651	265	386	429	142	287
Old curriculum	1604	585	1019	524	178	346	651	265	386	429	142	287
<b>Region Vojvodine</b>	<b>11961</b>	<b>4964</b>	<b>6997</b>	<b>5142</b>	<b>1962</b>	<b>3180</b>	<b>5057</b>	<b>2198</b>	<b>2859</b>	<b>1762</b>	<b>804</b>	<b>958</b>
<i>First cycle studies</i>	7125	3044	4081	3213	1274	1939	2690	1223	1467	1222	547	675
Undergraduate academic studies	5543	2439	3104	2492	1039	1453	2019	932	1087	1032	468	564
Undergraduate applied studies	1582	605	977	721	235	486	671	291	380	190	79	111
<i>Second cycle studies</i>	3761	1495	2266	1646	589	1057	1721	706	1015	394	200	194
Master degree studies	3035	1300	1735	1447	540	907	1279	584	695	309	176	133
Specialised applied studies	310	77	233	3	-	3	306	77	229	1	-	1
Specialised academic studies	25	5	20	-	-	-	25	5	20	-	-	-
Integrated studies	391	113	278	196	49	147	111	40	71	84	24	60
<i>Third cycle studies</i>	400	149	251	42	17	25	337	128	209	21	4	17
Doctoral academic studies	400	149	251	42	17	25	337	128	209	21	4	17
<i>Old programme</i>	675	276	399	241	82	159	309	141	168	125	53	72
Old curriculum	675	276	399	241	82	159	309	141	168	125	53	72

## 2.1. Students by sex, financing modality and cycle of studies (continued)

Types and cycles of studies	Students											
	Total			Budget-financed			Self-financed			Budget-financed and self-financed		
	All	Men	Women	All	Men	Women	All	Men	Women	All	Men	Women
<b>SRBIJA – JUG</b>	<b>12251</b>	<b>4913</b>	<b>7338</b>	<b>5252</b>	<b>2053</b>	<b>3199</b>	<b>5617</b>	<b>2341</b>	<b>3276</b>	<b>1382</b>	<b>519</b>	<b>863</b>
<i>First cycle studies</i>	7557	3106	4451	3551	1432	2119	3141	1354	1787	865	320	545
Undergraduate academic studies	3762	1431	2331	2015	801	1214	1208	429	779	539	201	338
Undergraduate applied studies	3795	1675	2120	1536	631	905	1933	925	1008	326	119	207
<i>Second cycle studies</i>	3489	1288	2201	1328	451	877	1901	737	1164	260	100	160
Master degree studies	1812	668	1144	773	302	471	904	310	594	135	56	79
Specialised applied studies	944	396	548	30	5	25	908	388	520	6	3	3
Specialised academic studies	11	5	6	1	-	1	8	4	4	2	1	1
Integrated studies	722	219	503	524	144	380	81	35	46	117	40	77
<i>Third cycle studies</i>	309	150	159	73	40	33	219	101	118	17	9	8
Doctoral academic studies	309	150	159	73	40	33	219	101	118	17	9	8
<i>Old programme</i>	896	369	527	300	130	170	356	149	207	240	90	150
Old curriculum	896	369	527	300	130	170	356	149	207	240	90	150
<b>Region Šumadije i Zapadne Srbije</b>	<b>5661</b>	<b>2037</b>	<b>3624</b>	<b>2243</b>	<b>750</b>	<b>1493</b>	<b>2919</b>	<b>1113</b>	<b>1806</b>	<b>499</b>	<b>174</b>	<b>325</b>
<i>First cycle studies</i>	3703	1349	2354	1647	554	1093	1672	668	1004	384	127	257
Undergraduate academic studies	1701	566	1135	888	305	583	637	207	430	176	54	122
Undergraduate applied studies	2002	783	1219	759	249	510	1035	461	574	208	73	135
<i>Second cycle studies</i>	1593	543	1050	536	171	365	970	339	631	87	33	54
Master degree studies	709	223	486	292	109	183	393	105	288	24	9	15
Specialised applied studies	525	207	318	6	1	5	516	206	310	3	-	3
Specialised academic studies	3	1	2	1	-	1	2	1	1	-	-	-
Integrated studies	356	112	244	237	61	176	59	27	32	60	24	36
<i>Third cycle studies</i>	115	55	60	27	14	13	84	38	46	4	3	1
Doctoral academic studies	115	55	60	27	14	13	84	38	46	4	3	1
<i>Old programme</i>	250	90	160	33	11	22	193	68	125	24	11	13
Old curriculum	250	90	160	33	11	22	193	68	125	24	11	13
<b>Region Južne i Istočne Srbije</b>	<b>6590</b>	<b>2876</b>	<b>3714</b>	<b>3009</b>	<b>1303</b>	<b>1706</b>	<b>2698</b>	<b>1228</b>	<b>1470</b>	<b>883</b>	<b>345</b>	<b>538</b>
<i>First cycle studies</i>	3854	1757	2097	1904	878	1026	1469	686	783	481	193	288
Undergraduate academic studies	2061	865	1196	1127	496	631	571	222	349	363	147	216
Undergraduate applied studies	1793	892	901	777	382	395	898	464	434	118	46	72
<i>Second cycle studies</i>	1896	745	1151	792	280	512	931	398	533	173	67	106
Master degree studies	1103	445	658	481	193	288	511	205	306	111	47	64
Specialised applied studies	419	189	230	24	4	20	392	182	210	3	3	-
Specialised academic studies	8	4	4	-	-	-	6	3	3	2	1	1
Integrated studies	366	107	259	287	83	204	22	8	14	57	16	41
<i>Third cycle studies</i>	194	95	99	46	26	20	135	63	72	13	6	7
Doctoral academic studies	194	95	99	46	26	20	135	63	72	13	6	7
<i>Old programme</i>	646	279	367	267	119	148	163	81	82	216	79	137
Old curriculum	646	279	367	267	119	148	163	81	82	216	79	137
<b>Region Kosovo i Metohija</b>	...	...	...	...	...	...	...	...	...	...	...	...

Graduated students by sex



## 2.2. Students by sex, fields of education

	Students			Fields of education					
				Education			Arts and humanities		
	All	Men	Women	All	Men	Women	All	Men	Women
<b>REPUBLIC OF SERBIA</b>	<b>51596</b>	<b>21460</b>	<b>30136</b>	<b>4269</b>	<b>653</b>	<b>3616</b>	<b>5297</b>	<b>1623</b>	<b>3674</b>
<i>First cycle studies</i>	32041	13758	18283	2652	404	2248	2906	964	1942
Undergraduate academic studies	21525	9068	12457	1550	304	1246	2472	764	1708
Undergraduate applied studies	10516	4690	5826	1102	100	1002	434	200	234
<i>Second cycle studies</i>	14841	5816	9025	1352	174	1178	1525	405	1120
Master degree studies	9871	3963	5908	949	147	802	1490	392	1098
Specialised applied studies	2477	1071	1406	403	27	376	22	9	13
Specialised academic studies	378	127	251	-	-	-	11	4	7
Integrated studies	2115	655	1460	-	-	-	2	-	2
<i>Third cycle studies</i>	1539	656	883	56	22	34	304	87	217
Doctoral academic studies	1539	656	883	56	22	34	304	87	217
<i>Old programme</i>	3175	1230	1945	209	53	156	562	167	395
Old programme	3175	1230	1945	209	53	156	562	167	395
<b>SRBIJA – SEVER</b>	<b>39345</b>	<b>16547</b>	<b>22798</b>	<b>2706</b>	<b>514</b>	<b>2192</b>	<b>4606</b>	<b>1423</b>	<b>3183</b>
<i>First cycle studies</i>	24484	10652	13832	1628	321	1307	2473	830	1643
Undergraduate academic studies	17763	7637	10126	983	248	735	2080	651	1429
Undergraduate applied studies	6721	3015	3706	645	73	572	393	179	214
<i>Second cycle studies</i>	11352	4528	6824	847	129	718	1298	346	952
Master degree studies	8059	3295	4764	662	115	547	1273	335	938
Specialised applied studies	1533	675	858	185	14	171	12	7	5
Specialised academic studies	367	122	245	-	-	-	11	4	7
Integrated studies	1393	436	957	-	-	-	2	-	2
<i>Third cycle studies</i>	1230	506	724	51	20	31	293	85	208
Doctoral academic studies	1230	506	724	51	20	31	293	85	208
<i>Old programme</i>	2279	861	1418	180	44	136	542	162	380
Old programme	2279	861	1418	180	44	136	542	162	380
<b>Beogradski region</b>	<b>27384</b>	<b>11583</b>	<b>15801</b>	<b>1041</b>	<b>131</b>	<b>910</b>	<b>3353</b>	<b>1034</b>	<b>2319</b>
<i>First cycle studies</i>	17359	7608	9751	557	69	488	1852	618	1234
Undergraduate academic studies	12220	5198	7022	557	69	488	1564	493	1071
Undergraduate applied studies	5139	2410	2729	-	-	-	288	125	163
<i>Second cycle studies</i>	7591	3033	4558	374	35	339	851	217	634
Master degree studies	5024	1995	3029	374	35	339	832	206	626
Specialised applied studies	1223	598	625	-	-	-	8	7	1
Specialised academic studies	342	117	225	-	-	-	11	4	7
Integrated studies	1002	323	679	-	-	-	-	-	-
<i>Third cycle studies</i>	830	357	473	25	7	18	221	67	154
Doctoral academic studies	830	357	473	25	7	18	221	67	154
<i>Old programme</i>	1604	585	1019	85	20	65	429	132	297
Old programme	1604	585	1019	85	20	65	429	132	297
<b>Region Vojvodine</b>	<b>11961</b>	<b>4964</b>	<b>6997</b>	<b>1665</b>	<b>383</b>	<b>1282</b>	<b>1253</b>	<b>389</b>	<b>864</b>
<i>First cycle studies</i>	7125	3044	4081	1071	252	819	621	212	409
Undergraduate academic studies	5543	2439	3104	426	179	247	516	158	358
Undergraduate applied studies	1582	605	977	645	73	572	105	54	51
<i>Second cycle studies</i>	3761	1495	2266	473	94	379	447	129	318
Master degree studies	3035	1300	1735	288	80	208	441	129	312
Specialised applied studies	310	77	233	185	14	171	4	-	4
Specialised academic studies	25	5	20	-	-	-	-	-	-
Integrated studies	391	113	278	-	-	-	2	-	2
<i>Third cycle studies</i>	400	149	251	26	13	13	72	18	54
Doctoral academic studies	400	149	251	26	13	13	72	18	54
<i>Old programme</i>	675	276	399	95	24	71	113	30	83
Old programme	675	276	399	95	24	71	113	30	83

and cycle of studies (Part 1)

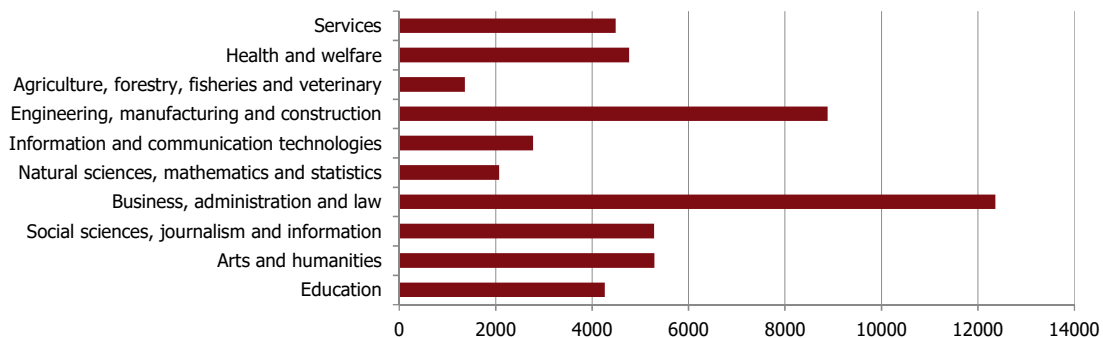
Fields of education									
Social sciences, journalism and information			Business, administration, law			Natural sciences, mathematics and statistics			
All	Men	Women	All	Men	Women	All	Men	Women	
<b>5288</b>	<b>1801</b>	<b>3487</b>	<b>12363</b>	<b>4970</b>	<b>7393</b>	<b>2078</b>	<b>608</b>	<b>1470</b>	<b>REPUBLIC OF SERBIA</b>
3683	1276	2407	8932	3701	5231	1042	304	738	<i>First cycle studies</i>
3368	1148	2220	6015	2419	3596	1022	297	725	Undergraduate academic studies
315	128	187	2917	1282	1635	20	7	13	Undergraduate applied studies
1086	383	703	2583	937	1646	688	196	492	<i>Second cycle studies</i>
985	353	632	1988	674	1314	662	189	473	Master degree studies
101	30	71	592	262	330	18	5	13	Specialised applied studies
-	-	-	3	1	2	4	1	3	Specialised academic studies
-	-	-	-	-	-	4	1	3	Integrated studies
123	54	69	119	53	66	130	47	83	<i>Third cycle studies</i>
123	54	69	119	53	66	130	47	83	Doctoral academic studies
396	88	308	729	279	450	218	61	157	<i>Old programme</i>
396	88	308	729	279	450	218	61	157	Old programme
4497	1560	2937	9349	3807	5542	1506	446	1060	SRBIJA – SEVER
3226	1140	2086	6830	2851	3979	783	223	560	<i>First cycle studies</i>
3026	1055	1971	4910	2050	2860	779	220	559	Undergraduate academic studies
200	85	115	1920	801	1119	4	3	1	Undergraduate applied studies
862	313	549	1997	740	1257	536	161	375	<i>Second cycle studies</i>
851	309	542	1577	560	1017	519	157	362	Master degree studies
11	4	7	418	179	239	9	2	7	Specialised applied studies
-	-	-	2	1	1	4	1	3	Specialised academic studies
-	-	-	-	-	-	4	1	3	Integrated studies
97	41	56	85	36	49	107	35	72	<i>Third cycle studies</i>
97	41	56	85	36	49	107	35	72	Doctoral academic studies
312	66	246	437	180	257	80	27	53	<i>Old programme</i>
312	66	246	437	180	257	80	27	53	Old programme
<b>3468</b>	<b>1241</b>	<b>2227</b>	<b>6674</b>	<b>2772</b>	<b>3902</b>	<b>964</b>	<b>314</b>	<b>650</b>	<b>Beogradski region</b>
2555	941	1614	4974	2131	2843	488	150	338	<i>First cycle studies</i>
2355	856	1499	3428	1478	1950	484	147	337	Undergraduate academic studies
200	85	115	1546	653	893	4	3	1	Undergraduate applied studies
591	217	374	1386	513	873	345	117	228	<i>Second cycle studies</i>
580	213	367	1039	364	675	330	113	217	Master degree studies
11	4	7	347	149	198	9	2	7	Specialised applied studies
-	-	-	-	-	-	4	1	3	Specialised academic studies
-	-	-	-	-	-	2	1	1	Integrated studies
66	33	33	50	26	24	74	26	48	<i>Third cycle studies</i>
66	33	33	50	26	24	74	26	48	Doctoral academic studies
256	50	206	264	102	162	57	21	36	<i>Old programme</i>
256	50	206	264	102	162	57	21	36	Old programme
<b>1029</b>	<b>319</b>	<b>710</b>	<b>2675</b>	<b>1035</b>	<b>1640</b>	<b>542</b>	<b>132</b>	<b>410</b>	<b>Region Vojvodine</b>
671	199	472	1856	720	1136	295	73	222	<i>First cycle studies</i>
671	199	472	1482	572	910	295	73	222	Undergraduate academic studies
-	-	-	374	148	226	-	-	-	Undergraduate applied studies
271	96	175	611	227	384	191	44	147	<i>Second cycle studies</i>
271	96	175	538	196	342	189	44	145	Master degree studies
-	-	-	71	30	41	-	-	-	Specialised applied studies
-	-	-	2	1	1	-	-	-	Specialised academic studies
-	-	-	-	-	-	2	-	2	Integrated studies
31	8	23	35	10	25	33	9	24	<i>Third cycle studies</i>
31	8	23	35	10	25	33	9	24	Doctoral academic studies
56	16	40	173	78	95	23	6	17	<i>Old programme</i>
56	16	40	173	78	95	23	6	17	Old programme



## 2.2. Students by sex, fields of education

	Students			Fields of education					
				Education			Arts and humanities		
	All	Men	Women	All	Men	Women	All	Men	Women
<b>SRBIJA – JUG</b>	<b>12251</b>	<b>4913</b>	<b>7338</b>	<b>1563</b>	<b>139</b>	<b>1424</b>	<b>691</b>	<b>200</b>	<b>491</b>
<i>First cycle studies</i>	7557	3106	4451	1024	83	941	433	134	299
Undergraduate academic studies	3762	1431	2331	567	56	511	392	113	279
Undergraduate applied studies	3795	1675	2120	457	27	430	41	21	20
<i>Second cycle studies</i>	3489	1288	2201	505	45	460	227	59	168
Master degree studies	1812	668	1144	287	32	255	217	57	160
Specialised applied studies	944	396	548	218	13	205	10	2	8
Specialised academic studies	11	5	6	-	-	-	-	-	-
Integrated studies	722	219	503	-	-	-	-	-	-
<i>Third cycle studies</i>	309	150	159	5	2	3	11	2	9
Doctoral academic studies	309	150	159	5	2	3	11	2	9
<i>Old programme</i>	896	369	527	29	9	20	20	5	15
Old programme	896	369	527	29	9	20	20	5	15
<b>Region Šumadije i Zapadne Srbije</b>	<b>5661</b>	<b>2037</b>	<b>3624</b>	<b>1009</b>	<b>86</b>	<b>923</b>	<b>353</b>	<b>96</b>	<b>257</b>
<i>First cycle studies</i>	3703	1349	2354	655	53	602	239	71	168
Undergraduate academic studies	1701	566	1135	392	39	353	211	55	156
Undergraduate applied studies	2002	783	1219	263	14	249	28	16	12
<i>Second cycle studies</i>	1593	543	1050	327	25	302	108	24	84
Master degree studies	709	223	486	155	17	138	103	22	81
Specialised applied studies	525	207	318	172	8	164	5	2	3
Specialised academic studies	3	1	2	-	-	-	-	-	-
Integrated studies	356	112	244	-	-	-	-	-	-
<i>Third cycle studies</i>	115	55	60	3	1	2	6	1	5
Doctoral academic studies	115	55	60	3	1	2	6	1	5
<i>Old programme</i>	250	90	160	24	7	17	-	-	-
Old programme	250	90	160	24	7	17	-	-	-
<b>Region Južne i Istočne Srbije</b>	<b>6590</b>	<b>2876</b>	<b>3714</b>	<b>554</b>	<b>53</b>	<b>501</b>	<b>338</b>	<b>104</b>	<b>234</b>
<i>First cycle studies</i>	3854	1757	2097	369	30	339	194	63	131
Undergraduate academic studies	2061	865	1196	175	17	158	181	58	123
Undergraduate applied studies	1793	892	901	194	13	181	13	5	8
<i>Second cycle studies</i>	1896	745	1151	178	20	158	119	35	84
Master degree studies	1103	445	658	132	15	117	114	35	79
Specialised applied studies	419	189	230	46	5	41	5	-	5
Specialised academic studies	8	4	4	-	-	-	-	-	-
Integrated studies	366	107	259	-	-	-	-	-	-
<i>Third cycle studies</i>	194	95	99	2	1	1	5	1	4
Doctoral academic studies	194	95	99	2	1	1	5	1	4
<i>Old programme</i>	646	279	367	5	2	3	20	5	15
Old programme	646	279	367	5	2	3	20	5	15
<b>Region Kosovo i Metohija</b>	...	...	...	...	...	...	...	...	...

Graduated students by fields of education





and cycle of studies (Part 1) (continued)

Fields of education									
Social sciences, journalism and information			Business, administration, law			Natural sciences, mathematics and statistics			
All	Men	Women	All	Men	Women	All	Men	Women	
791	241	550	3014	1163	1851	572	162	410	SRBIJA – JUG
457	136	321	2102	850	1252	259	81	178	<i>First cycle studies</i>
342	93	249	1105	369	736	243	77	166	Undergraduate academic studies
115	43	72	997	481	516	16	4	12	Undergraduate applied studies
224	70	154	586	197	389	152	35	117	<i>Second cycle studies</i>
134	44	90	411	114	297	143	32	111	Master degree studies
90	26	64	174	83	91	9	3	6	Specialised applied studies
-	-	-	1	-	1	-	-	-	Specialised academic studies
-	-	-	-	-	-	-	-	-	Integrated studies
26	13	13	34	17	17	23	12	11	<i>Third cycle studies</i>
26	13	13	34	17	17	23	12	11	Doctoral academic studies
84	22	62	292	99	193	138	34	104	<i>Old programme</i>
84	22	62	292	99	193	138	34	104	Old programme
<b>267</b>	<b>91</b>	<b>176</b>	<b>1141</b>	<b>369</b>	<b>772</b>	<b>210</b>	<b>60</b>	<b>150</b>	<b>Region Šumadije i Zapadne Srbije</b>
218	71	147	760	257	503	100	28	72	<i>First cycle studies</i>
119	34	85	456	137	319	100	28	72	Undergraduate academic studies
99	37	62	304	120	184	-	-	-	Undergraduate applied studies
33	15	18	254	65	189	68	13	55	<i>Second cycle studies</i>
33	15	18	181	41	140	68	13	55	Master degree studies
-	-	-	72	24	48	-	-	-	Specialised applied studies
-	-	-	1	-	1	-	-	-	Specialised academic studies
-	-	-	-	-	-	-	-	-	Integrated studies
-	-	-	8	4	4	13	8	5	<i>Third cycle studies</i>
-	-	-	8	4	4	13	8	5	Doctoral academic studies
16	5	11	119	43	76	29	11	18	<i>Old programme</i>
16	5	11	119	43	76	29	11	18	Old programme
<b>524</b>	<b>150</b>	<b>374</b>	<b>1873</b>	<b>794</b>	<b>1079</b>	<b>362</b>	<b>102</b>	<b>260</b>	<b>Region Južne i Istočne Srbije</b>
239	65	174	1342	593	749	159	53	106	<i>First cycle studies</i>
223	59	164	649	232	417	143	49	94	Undergraduate academic studies
16	6	10	693	361	332	16	4	12	Undergraduate applied studies
191	55	136	332	132	200	84	22	62	<i>Second cycle studies</i>
101	29	72	230	73	157	75	19	56	Master degree studies
90	26	64	102	59	43	9	3	6	Specialised applied studies
-	-	-	-	-	-	-	-	-	Specialised academic studies
-	-	-	-	-	-	-	-	-	Integrated studies
26	13	13	26	13	13	10	4	6	<i>Third cycle studies</i>
26	13	13	26	13	13	10	4	6	Doctoral academic studies
68	17	51	173	56	117	109	23	86	<i>Old programme</i>
68	17	51	173	56	117	109	23	86	Old programme
...	...	...	...	...	...	...	...	...	<b>Region Kosovo i Metohija</b>

## 2.2. Students by sex, fields of education

	Fields of education								
	Information and communication technologies			Engineering, manufacturing and construction			Agriculture, forestry, fisheries and veterinary		
	All	Men	Women	All	Men	Women	All	Men	Women
<b>REPUBLIC OF SERBIA</b>	<b>2780</b>	<b>2064</b>	<b>716</b>	<b>8886</b>	<b>5610</b>	<b>3276</b>	<b>1367</b>	<b>724</b>	<b>643</b>
<i>First cycle studies</i>	1997	1519	478	5176	3380	1796	697	391	306
Undergraduate academic studies	930	677	253	3621	2255	1366	524	272	252
Undergraduate applied studies	1067	842	225	1555	1125	430	173	119	54
<i>Second cycle studies</i>	633	446	187	2959	1802	1157	399	206	193
Master degree studies	441	297	144	2342	1411	931	165	64	101
Specialised applied studies	168	133	35	533	375	158	50	29	21
Specialised academic studies	-	-	-	72	14	58	42	26	16
Integrated studies	24	16	8	12	2	10	142	87	55
<i>Third cycle studies</i>	72	35	37	358	203	155	86	40	46
Doctoral academic studies	72	35	37	358	203	155	86	40	46
<i>Old programme</i>	78	64	14	393	225	168	185	87	98
Old programme	78	64	14	393	225	168	185	87	98
<b>SRBIJA – SEVER</b>	<b>1988</b>	<b>1481</b>	<b>507</b>	<b>6979</b>	<b>4355</b>	<b>2624</b>	<b>1074</b>	<b>548</b>	<b>526</b>
<i>First cycle studies</i>	1395	1076	319	3958	2573	1385	476	250	226
Undergraduate academic studies	742	530	212	3061	1882	1179	476	250	226
Undergraduate applied studies	653	546	107	897	691	206	-	-	-
<i>Second cycle studies</i>	474	326	148	2461	1480	981	339	173	166
Master degree studies	348	233	115	2046	1223	823	157	61	96
Specialised applied studies	126	93	33	343	243	100	-	-	-
Specialised academic studies	-	-	-	72	14	58	40	25	15
Integrated studies	-	-	-	-	-	-	142	87	55
<i>Third cycle studies</i>	56	26	30	283	158	125	85	39	46
Doctoral academic studies	56	26	30	283	158	125	85	39	46
<i>Old programme</i>	63	53	10	277	144	133	174	86	88
Old programme	63	53	10	277	144	133	174	86	88
<b>Beogradski region</b>	<b>1568</b>	<b>1160</b>	<b>408</b>	<b>4304</b>	<b>2670</b>	<b>1634</b>	<b>703</b>	<b>374</b>	<b>329</b>
<i>First cycle studies</i>	1112	854	258	2396	1548	848	254	145	109
Undergraduate academic studies	571	405	166	1740	1038	702	254	145	109
Undergraduate applied studies	541	449	92	656	510	146	-	-	-
<i>Second cycle studies</i>	377	262	115	1516	914	602	253	140	113
Master degree studies	253	170	83	1157	687	470	96	39	57
Specialised applied studies	124	92	32	308	217	91	-	-	-
Specialised academic studies	-	-	-	51	10	41	40	25	15
Integrated studies	-	-	-	-	-	-	117	76	41
<i>Third cycle studies</i>	54	26	28	183	99	84	73	33	40
Doctoral academic studies	54	26	28	183	99	84	73	33	40
<i>Old programme</i>	25	18	7	209	109	100	123	56	67
Old programme	25	18	7	209	109	100	123	56	67
<b>Region Vojvodine</b>	<b>420</b>	<b>321</b>	<b>99</b>	<b>2675</b>	<b>1685</b>	<b>990</b>	<b>371</b>	<b>174</b>	<b>197</b>
<i>First cycle studies</i>	283	222	61	1562	1025	537	222	105	117
Undergraduate academic studies	171	125	46	1321	844	477	222	105	117
Undergraduate applied studies	112	97	15	241	181	60	-	-	-
<i>Second cycle studies</i>	97	64	33	945	566	379	86	33	53
Master degree studies	95	63	32	889	536	353	61	22	39
Specialised applied studies	2	1	1	35	26	9	-	-	-
Specialised academic studies	-	-	-	21	4	17	-	-	-
Integrated studies	-	-	-	-	-	-	25	11	14
<i>Third cycle studies</i>	2	-	2	100	59	41	12	6	6
Doctoral academic studies	2	-	2	100	59	41	12	6	6
<i>Old programme</i>	38	35	3	68	35	33	51	30	21
Old programme	38	35	3	68	35	33	51	30	21

## and cycle of studies Part 2

Fields of education						
Health and welfare			Services			
All	Men	Women	All	Men	Women	
<b>4773</b>	<b>1163</b>	<b>3610</b>	<b>4495</b>	<b>2244</b>	<b>2251</b>	<b>REPUBLIC OF SERBIA</b>
1853	361	1492	3103	1458	1645	<i>First cycle studies</i>
240	30	210	1783	902	881	Undergraduate academic studies
1613	331	1282	1320	556	764	Undergraduate applied studies
2545	687	1858	1071	580	491	<i>Second cycle studies</i>
143	32	111	706	404	302	Master degree studies
290	63	227	300	138	162	Specialised applied studies
181	43	138	65	38	27	Specialised academic studies
1931	549	1382	-	-	-	Integrated studies
214	62	152	77	53	24	<i>Third cycle studies</i>
214	62	152	77	53	24	Doctoral academic studies
161	53	108	244	153	91	<i>Old programme</i>
161	53	108	244	153	91	Old programme
3378	805	2573	3262	1608	1654	SRBIJA – SEVER
1332	257	1075	2383	1131	1252	<i>First cycle studies</i>
240	30	210	1466	721	745	Undergraduate academic studies
1092	227	865	917	410	507	Undergraduate applied studies
1795	472	1323	743	388	355	<i>Second cycle studies</i>
136	30	106	490	272	218	Master degree studies
241	55	186	188	78	110	Specialised applied studies
173	39	134	65	38	27	Specialised academic studies
1245	348	897	-	-	-	Integrated studies
120	31	89	53	35	18	<i>Third cycle studies</i>
120	31	89	53	35	18	Doctoral academic studies
131	45	86	83	54	29	<i>Old programme</i>
131	45	86	83	54	29	Old programme
<b>2700</b>	<b>636</b>	<b>2064</b>	<b>2609</b>	<b>1251</b>	<b>1358</b>	<b>Beogradski region</b>
1186	241	945	1985	911	1074	<i>First cycle studies</i>
114	14	100	1153	553	600	Undergraduate academic studies
1072	227	845	832	358	474	Undergraduate applied studies
1396	365	1031	502	253	249	<i>Second cycle studies</i>
101	25	76	262	143	119	Master degree studies
241	55	186	175	72	103	Specialised applied studies
171	39	132	65	38	27	Specialised academic studies
883	246	637	-	-	-	Integrated studies
37	6	31	47	34	13	<i>Third cycle studies</i>
37	6	31	47	34	13	Doctoral academic studies
81	24	57	75	53	22	<i>Old programme</i>
81	24	57	75	53	22	Old programme
<b>678</b>	<b>169</b>	<b>509</b>	<b>653</b>	<b>357</b>	<b>296</b>	<b>Region Vojvodine</b>
146	16	130	398	220	178	<i>First cycle studies</i>
126	16	110	313	168	145	Undergraduate academic studies
20	-	20	85	52	33	Undergraduate applied studies
399	107	292	241	135	106	<i>Second cycle studies</i>
35	5	30	228	129	99	Master degree studies
-	-	-	13	6	7	Specialised applied studies
2	-	2	-	-	-	Specialised academic studies
362	102	260	-	-	-	Integrated studies
83	25	58	6	1	5	<i>Third cycle studies</i>
83	25	58	6	1	5	Doctoral academic studies
50	21	29	8	1	7	<i>Old programme</i>
50	21	29	8	1	7	Old programme

## 2.2. Students by sex, fields of education

	Fields of education								
	Information and communication technologies			Engineering, manufacturing and construction			Agriculture, forestry, fisheries and veterinary		
	All	Men	Women	All	Men	Women	All	Men	Women
<b>SRBIJA – JUG</b>	<b>792</b>	<b>583</b>	<b>209</b>	<b>1907</b>	<b>1255</b>	<b>652</b>	<b>293</b>	<b>176</b>	<b>117</b>
<i>First cycle studies</i>	602	443	159	1218	807	411	221	141	80
Undergraduate academic studies	188	147	41	560	373	187	48	22	26
Undergraduate applied studies	414	296	118	658	434	224	173	119	54
<i>Second cycle studies</i>	159	120	39	498	322	176	60	33	27
Master degree studies	93	64	29	296	188	108	8	3	5
Specialised applied studies	42	40	2	190	132	58	50	29	21
Specialised academic studies	-	-	-	-	-	-	2	1	1
Integrated studies	24	16	8	12	2	10	-	-	-
<i>Third cycle studies</i>	16	9	7	75	45	30	1	1	-
Doctoral academic studies	16	9	7	75	45	30	1	1	-
<i>Old programme</i>	15	11	4	116	81	35	11	1	10
Old programme	15	11	4	116	81	35	11	1	10
<b>Region Šumadije i Zapadne Srbije</b>	<b>439</b>	<b>305</b>	<b>134</b>	<b>840</b>	<b>599</b>	<b>241</b>	<b>158</b>	<b>91</b>	<b>67</b>
<i>First cycle studies</i>	325	223	102	570	395	175	121	75	46
Undergraduate academic studies	57	44	13	229	176	53	48	22	26
Undergraduate applied studies	268	179	89	341	219	122	73	53	20
<i>Second cycle studies</i>	109	79	30	220	165	55	25	14	11
Master degree studies	59	39	20	87	64	23	8	3	5
Specialised applied studies	26	24	2	133	101	32	15	10	5
Specialised academic studies	-	-	-	-	-	-	2	1	1
Integrated studies	24	16	8	-	-	-	-	-	-
<i>Third cycle studies</i>	2	-	2	33	25	8	1	1	-
Doctoral academic studies	2	-	2	33	25	8	1	1	-
<i>Old programme</i>	3	3	-	17	14	3	11	1	10
Old programme	3	3	-	17	14	3	11	1	10
<b>Region Južne i Istočne Srbije</b>	<b>353</b>	<b>278</b>	<b>75</b>	<b>1067</b>	<b>656</b>	<b>411</b>	<b>135</b>	<b>85</b>	<b>50</b>
<i>First cycle studies</i>	277	220	57	648	412	236	100	66	34
Undergraduate academic studies	131	103	28	331	197	134	-	-	-
Undergraduate applied studies	146	117	29	317	215	102	100	66	34
<i>Second cycle studies</i>	50	41	9	278	157	121	35	19	16
Master degree studies	34	25	9	209	124	85	-	-	-
Specialised applied studies	16	16	-	57	31	26	35	19	16
Specialised academic studies	-	-	-	-	-	-	-	-	-
Integrated studies	-	-	-	12	2	10	-	-	-
<i>Third cycle studies</i>	14	9	5	42	20	22	-	-	-
Doctoral academic studies	14	9	5	42	20	22	-	-	-
<i>Old programme</i>	12	8	4	99	67	32	-	-	-
Old programme	12	8	4	99	67	32	-	-	-
<b>Region Kosovo i Metohija</b>	...	...	...	...	...	...	...	...	...

and cycle of studies Part 2 (continued)

Fields of education						
Health and welfare			Services			
All	Men	Women	All	Men	Women	
1395	358	1037	1233	636	597	SRBIJA – JUG
521	104	417	720	327	393	<i>First cycle studies</i>
-	-	-	317	181	136	Undergraduate academic studies
521	104	417	403	146	257	Undergraduate applied studies
750	215	535	328	192	136	<i>Second cycle studies</i>
7	2	5	216	132	84	Master degree studies
49	8	41	112	60	52	Specialised applied studies
8	4	4	-	-	-	Specialised academic studies
686	201	485	-	-	-	Integrated studies
94	31	63	24	18	6	<i>Third cycle studies</i>
94	31	63	24	18	6	Doctoral academic studies
30	8	22	161	99	62	<i>Old programme</i>
30	8	22	161	99	62	Old programme
<b>890</b>	<b>217</b>	<b>673</b>	<b>354</b>	<b>123</b>	<b>231</b>	<b>Region Šumadije i Zapadne Srbije</b>
443	93	350	272	83	189	<i>First cycle studies</i>
-	-	-	89	31	58	Undergraduate academic studies
443	93	350	183	52	131	Undergraduate applied studies
377	105	272	72	38	34	<i>Second cycle studies</i>
7	2	5	8	7	1	Master degree studies
38	7	31	64	31	33	Specialised applied studies
-	-	-	-	-	-	Specialised academic studies
332	96	236	-	-	-	Integrated studies
49	15	34	-	-	-	<i>Third cycle studies</i>
49	15	34	-	-	-	Doctoral academic studies
21	4	17	10	2	8	<i>Old programme</i>
21	4	17	10	2	8	Old programme
<b>505</b>	<b>141</b>	<b>364</b>	<b>879</b>	<b>513</b>	<b>366</b>	<b>Region Južne i Istočne Srbije</b>
78	11	67	448	244	204	<i>First cycle studies</i>
-	-	-	228	150	78	Undergraduate academic studies
78	11	67	220	94	126	Undergraduate applied studies
373	110	263	256	154	102	<i>Second cycle studies</i>
-	-	-	208	125	83	Master degree studies
11	1	10	48	29	19	Specialised applied studies
8	4	4	-	-	-	Specialised academic studies
354	105	249	-	-	-	Integrated studies
45	16	29	24	18	6	<i>Third cycle studies</i>
45	16	29	24	18	6	Doctoral academic studies
9	4	5	151	97	54	<i>Old programme</i>
9	4	5	151	97	54	Old programme
...	...	...	...	...	...	<b>Region Kosovo i Metohija</b>



### 2.3. Students by sex, financing

	Total			Budget-financed			Fields of education	
	All	Men	Women	All	Men	Women	Education	Arts and humanities
<b>REPUBLIC OF SERBIA</b>	<b>51596</b>	<b>21460</b>	<b>30136</b>	<b>18440</b>	<b>7241</b>	<b>11199</b>	<b>4269</b>	<b>5297</b>
State universities	31456	12260	19196	15096	5838	9258	2696	4543
Private universities	7888	3799	4089	-	-	-	62	295
State higher schools (colleges)	11341	4983	6358	3344	1403	1941	1511	459
Private higher schools (colleges)	911	418	493	-	-	-	-	-
<b>SRBIJA – SEVER</b>	<b>39345</b>	<b>16547</b>	<b>22798</b>	<b>13188</b>	<b>5188</b>	<b>8000</b>	<b>2706</b>	<b>4606</b>
State universities	24014	9511	14503	11343	4409	6934	1808	3903
Private universities	7407	3516	3891	-	-	-	62	295
State higher schools (colleges)	7180	3179	4001	1845	779	1066	836	408
Private higher schools (colleges)	744	341	403	-	-	-	-	-
<b>Beogradski region</b>	<b>27384</b>	<b>11583</b>	<b>15801</b>	<b>8046</b>	<b>3226</b>	<b>4820</b>	<b>1041</b>	<b>3353</b>
State universities	15717	6076	9641	6921	2684	4237	1000	2809
Private universities	5558	2630	2928	-	-	-	41	248
State higher schools (colleges)	5501	2603	2898	1125	542	583	-	296
Private higher schools (colleges)	608	274	334	-	-	-	-	-
<b>Region Vojvodine</b>	<b>11961</b>	<b>4964</b>	<b>6997</b>	<b>5142</b>	<b>1962</b>	<b>3180</b>	<b>1665</b>	<b>1253</b>
State universities	8297	3435	4862	4422	1725	2697	808	1094
Private universities	1849	886	963	-	-	-	21	47
State higher schools (colleges)	1679	576	1103	720	237	483	836	112
Private higher schools (colleges)	136	67	69	-	-	-	-	-
<b>SRBIJA – JUG</b>	<b>12251</b>	<b>4913</b>	<b>7338</b>	<b>5252</b>	<b>2053</b>	<b>3199</b>	<b>1563</b>	<b>691</b>
State universities	7442	2749	4693	3753	1429	2324	888	640
Private universities	481	283	198	-	-	-	-	-
State higher schools (colleges)	4161	1804	2357	1499	624	875	675	51
Private higher schools (colleges)	167	77	90	-	-	-	-	-
<b>Region Šumadije i Zapadne Srbije</b>	<b>5661</b>	<b>2037</b>	<b>3624</b>	<b>2243</b>	<b>750</b>	<b>1493</b>	<b>1009</b>	<b>353</b>
State universities	3134	1026	2108	1543	512	1031	574	320
Private universities	82	39	43	-	-	-	-	-
State higher schools (colleges)	2278	895	1383	700	238	462	435	33
Private higher schools (colleges)	167	77	90	-	-	-	-	-
<b>Region Južne i Istočne Srbije</b>	<b>6590</b>	<b>2876</b>	<b>3714</b>	<b>3009</b>	<b>1303</b>	<b>1706</b>	<b>554</b>	<b>338</b>
State universities	4308	1723	2585	2210	917	1293	314	320
Private universities	399	244	155	-	-	-	-	-
State higher schools (colleges)	1883	909	974	799	386	413	240	18
<b>Region Kosovo i Metohija</b>	...	...	...	...	...	...	...	...

## modality and fields of education

Fields of education								
Social sciences, journalism and information	Business, administration and law	Natural sciences, mathematics and statistics	Information and communication technologies	Engineering, manufacturing and construction	Agriculture, forestry, fisheries and veterinary	Health and welfare	Services	
<b>5288</b>	<b>12363</b>	<b>2078</b>	<b>2780</b>	<b>8886</b>	<b>1367</b>	<b>4773</b>	<b>4495</b>	<b>REPUBLIC OF SERBIA</b>
2146	5823	1953	1234	6669	1060	2969	2363	State universities
2774	3307	96	326	135	84	137	672	Private universities
160	2896	29	1220	2082	223	1429	1332	State higher schools (colleges)
208	337	-	-	-	-	238	128	Private higher schools (colleges)
<b>4497</b>	<b>9349</b>	<b>1506</b>	<b>1988</b>	<b>6979</b>	<b>1074</b>	<b>3378</b>	<b>3262</b>	<b>SRBIJA – SEVER</b>
1633	4141	1406	917	5610	990	1988	1618	State universities
2701	2936	96	307	135	84	137	654	Private universities
52	2005	4	764	1234	-	1015	862	State higher schools (colleges)
111	267	-	-	-	-	238	128	Private higher schools (colleges)
<b>3468</b>	<b>6674</b>	<b>964</b>	<b>1568</b>	<b>4304</b>	<b>703</b>	<b>2700</b>	<b>2609</b>	<b>Beogradski region</b>
1205	2677	884	637	3205	638	1385	1277	State universities
2100	2127	76	285	135	65	62	419	Private universities
52	1739	4	646	964	-	1015	785	State higher schools (colleges)
111	131	-	-	-	-	238	128	Private higher schools (colleges)
<b>1029</b>	<b>2675</b>	<b>542</b>	<b>420</b>	<b>2675</b>	<b>371</b>	<b>678</b>	<b>653</b>	<b>Region Vojvodine</b>
428	1464	522	280	2405	352	603	341	State universities
601	809	20	22	-	19	75	235	Private universities
-	266	-	118	270	-	-	77	State higher schools (colleges)
-	136	-	-	-	-	-	-	Private higher schools (colleges)
791	3014	572	792	1907	293	1395	1233	SRBIJA – JUG
513	1682	547	317	1059	70	981	745	State universities
73	371	-	19	-	-	-	18	Private universities
108	891	25	456	848	223	414	470	State higher schools (colleges)
97	70	-	-	-	-	-	-	Private higher schools (colleges)
<b>267</b>	<b>1141</b>	<b>210</b>	<b>439</b>	<b>840</b>	<b>158</b>	<b>890</b>	<b>354</b>	<b>Region Šumadije i Zapadne Srbije</b>
155	748	210	126	366	70	476	89	State universities
13	32	-	19	-	-	-	18	Private universities
2	291	-	294	474	88	414	247	State higher schools (colleges)
97	70	-	-	-	-	-	-	Private higher schools (colleges)
<b>524</b>	<b>1873</b>	<b>362</b>	<b>353</b>	<b>1067</b>	<b>135</b>	<b>505</b>	<b>879</b>	<b>Region Južne i Istočne Srbije</b>
358	934	337	191	693	-	505	656	State universities
60	339	-	-	-	-	-	-	Private universities
106	600	25	162	374	135	-	223	State higher schools (colleges)
...	...	...	...	...	...	...	...	<b>Region Kosovo i Metohija</b>



## 2.4. Graduated students by fields of education and universities

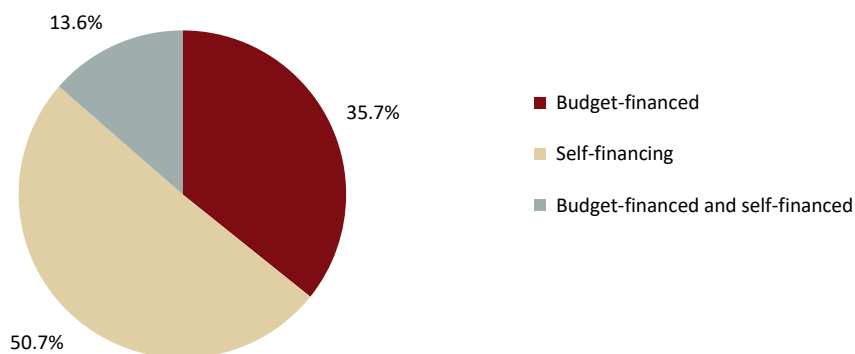
		Fields of education										
		Total	Educa- tion	Arts and humanities	Social sciences, journalism and informa- tion	Business, administra- tion and law	Natural scien- ces, mathema- tics and statistics	Informa- tion and communi- cation technolo- gies	Enginee- ring, manufactu- ring and cons- truction	Agricultu- re, forestry, fisheries and veterinar- y	Health and welfare	Services
<b>REPUBLIC OF SERBIA</b>	<b>All</b>	<b>51596</b>	<b>4269</b>	<b>5297</b>	<b>5288</b>	<b>12363</b>	<b>2078</b>	<b>2780</b>	<b>8886</b>	<b>1367</b>	<b>4773</b>	<b>4495</b>
	<b>Women</b>	<b>30136</b>	<b>3616</b>	<b>3674</b>	<b>3487</b>	<b>7393</b>	<b>1470</b>	<b>716</b>	<b>3276</b>	<b>643</b>	<b>3610</b>	<b>2251</b>
<b>State universities</b>	<b>All</b>	<b>31456</b>	<b>2696</b>	<b>4543</b>	<b>2146</b>	<b>5823</b>	<b>1953</b>	<b>1234</b>	<b>6669</b>	<b>1060</b>	<b>2969</b>	<b>2363</b>
	<b>Women</b>	<b>19196</b>	<b>2206</b>	<b>3252</b>	<b>1573</b>	<b>3910</b>	<b>1394</b>	<b>414</b>	<b>2647</b>	<b>536</b>	<b>2193</b>	<b>1071</b>
Academy of Criminalistics and Police Studies	All	297	-	-	-	-	-	8	5	-	-	284
	Women	115	-	-	-	-	-	2	1	-	-	112
University of Defense	All	182	-	-	-	-	-	-	-	-	-	182
	Women	46	-	-	-	-	-	-	-	-	-	46
University of Belgrade	All	14720	962	2207	1184	2738	884	645	3264	638	1385	813
	Women	9154	869	1660	840	1796	605	253	1385	303	1024	419
University of Kragujevac	All	2841	574	279	81	720	144	123	342	41	469	68
	Women	1922	510	207	48	521	105	35	79	26	339	52
University of Nis	All	4137	314	320	358	845	337	175	629	-	505	654
	Women	2490	279	221	262	574	242	41	253	-	364	254
University of Novi Pazar	All	293	-	41	74	28	66	3	24	29	7	21
	Women	186	-	35	57	16	45	2	8	16	5	2
University of Novi Sad	All	8297	808	1094	428	1464	522	280	2405	352	603	341
	Women	4862	519	774	347	985	397	81	921	191	461	186
University of Arts	All	689	38	602	21	28	-	-	-	-	-	-
	Women	421	29	355	19	18	-	-	-	-	-	-
<b>Private universities</b>	<b>All</b>	<b>7888</b>	<b>62</b>	<b>295</b>	<b>2774</b>	<b>3307</b>	<b>96</b>	<b>326</b>	<b>135</b>	<b>84</b>	<b>137</b>	<b>672</b>
	<b>Women</b>	<b>4089</b>	<b>26</b>	<b>172</b>	<b>1687</b>	<b>1608</b>	<b>57</b>	<b>43</b>	<b>41</b>	<b>32</b>	<b>99</b>	<b>324</b>
Alfa University ("Braca Karic")	All	385	-	88	118	130	-	49	-	-	-	-
	Women	156	-	41	74	33	-	8	-	-	-	-
European University	All	51	-	-	-	51	-	-	-	-	-	-
	Women	26	-	-	-	26	-	-	-	-	-	-



## 2.4. Graduated students by fields of education and universities (continued)

		Fields of education										
		Total	Educa- tion	Arts and humaniti es	Social sciences, journalism and informa- tion	Business, administra tion and law	Natural scien- ces, mathema tics and statistics	Informa- tion and communi cation technolo- gies	Engine- ring, manufac- turing and cons- truction	Agricultu- re, forestry, fisheries and veterinar y	Health and welfare	Services
University "Metropolitan"	All	52	-	18	-	22	-	12	-	-	-	-
	Women	20	-	8	-	11	-	1	-	-	-	-
University "Educons"	All	612	21	4	301	130	12	2	-	10	-	132
	Women	278	14	2	157	65	6	-	-	1	-	33
University Business Academy	All	800	-	-	121	535	8	11	-	9	75	41
	Women	419	-	-	66	276	7	2	-	5	48	15
University "Singidunum"	All	1624	41	16	517	370	76	158	14	-	62	370
	Women	887	12	7	332	197	44	24	2	-	51	218
University "Union"	All	717	-	98	159	352	-	46	-	-	-	62
	Women	406	-	67	127	182	-	4	-	-	-	26
University "Union – Nikola Tesla"	All	1374	-	-	264	897	-	25	121	-	-	67
	Women	571	-	-	128	370	-	2	39	-	-	32
Faculties outside universities	All	550	-	29	220	301	-	-	-	-	-	-
	Women	286	-	17	122	147	-	-	-	-	-	-
"John Naisbitt (Megatrend)"	All	1723	-	42	1074	519	-	23	-	65	-	-
	Women	1040	-	30	681	301	-	2	-	26	-	-
State higher schools (colleges)	All	11341	1511	459	160	2896	29	1220	2082	223	1429	1332
	Women	6358	1384	250	110	1724	19	259	588	75	1141	808
Private higher schools (colleges)	All	911	-	-	208	337	-	-	-	-	238	128
	Women	493	-	-	117	151	-	-	-	-	177	48

### Graduated students by financing modality



## 2.5. Students by universities, faculties and fields of education

Fields of education Universities	Total		Fields of education									
			Education	Arts and humanities	Social sciences, journalism and information	Business, administration and law	Natural sciences, mathematics and statistics	Information and communication technologies	Engineering, manufacturing and construction	Agriculture forestry, fisheries and veterinary	Health and welfare	Services
	All	Women										
<b>REPUBLIC OF SERBIA</b>	<b>51596</b>	<b>30136</b>	<b>4269</b>	<b>5297</b>	<b>5288</b>	<b>12363</b>	<b>2078</b>	<b>2780</b>	<b>8886</b>	<b>1367</b>	<b>4773</b>	<b>4495</b>
SRBIJA – SEVER	39345	22798	2706	4606	4497	9349	1506	1988	6979	1074	3378	3262
<b>Beogradski region</b>	<b>27384</b>	<b>15801</b>	<b>1041</b>	<b>3353</b>	<b>3468</b>	<b>6674</b>	<b>964</b>	<b>1568</b>	<b>4304</b>	<b>703</b>	<b>2700</b>	<b>2609</b>
<i>State universities</i>	<i>15717</i>	<i>9641</i>	<i>1000</i>	<i>2809</i>	<i>1205</i>	<i>2677</i>	<i>884</i>	<i>637</i>	<i>3205</i>	<i>638</i>	<i>1385</i>	<i>1277</i>
Academy of Criminalistic and Police Studies	297	115	-	-	-	-	-	8	5	-	-	284
University of Defense	182	46	-	-	-	-	-	-	-	-	-	182
<i>University of Belgrade</i>	<i>14549</i>	<i>9059</i>	<i>962</i>	<i>2207</i>	<i>1184</i>	<i>2649</i>	<i>884</i>	<i>629</i>	<i>3200</i>	<i>638</i>	<i>1385</i>	<i>811</i>
Faculty of Architecture	622	409	-	-	-	-	-	-	622	-	-	-
University of Belgrade – interdisciplinary studies	1	1	1	-	-	-	-	-	-	-	-	-
Faculty of Biology	42	36	2	-	-	-	40	-	-	-	-	-
Faculty of Orthodox Theology	184	47	-	184	-	-	-	-	-	-	-	-
Faculty of Economics	992	686	-	-	252	610	98	-	-	-	-	32
Faculty of Electrical Engineering	785	239	-	4	-	-	1	71	709	-	-	-
Faculty of Security	365	218	-	-	-	21	-	-	-	-	-	344
Faculty of Organisational Sciences	1171	701	-	-	20	695	-	456	-	-	-	-
Faculty of Political Sciences	597	414	-	-	468	1	5	-	-	-	109	14
Faculty of Sports and Physical Education	229	63	-	-	1	-	-	-	-	-	-	228
Faculty of Physical Chemistry	92	62	-	-	-	-	92	-	-	-	-	-
Faculty for Special Education and Rehabilitation	461	407	461	-	-	-	-	-	-	-	-	-
Faculty of Pharmacy	460	380	-	-	-	-	-	-	-	-	460	-
Faculty of Philology	1506	1302	-	1503	3	-	-	-	-	-	-	-
Faculty of Philosophy	918	647	55	516	347	-	-	-	-	-	-	-
Faculty of Physics	61	38	-	-	-	-	61	-	-	-	-	-
Faculty of Geography	308	208	-	-	31	-	145	-	55	-	-	77
Faculty of Civil Engineering	440	137	-	-	-	-	-	-	440	-	-	-
Faculty of Chemistry	183	150	16	-	-	-	167	-	-	-	-	-
Faculty of Mechanical Engineering	537	116	-	-	-	-	-	-	537	-	-	-
Faculty of Mathematics	288	160	9	-	-	-	177	102	-	-	-	-
Faculty of Medicine	613	398	-	-	-	2	-	-	-	-	611	-
Faculty of Agriculture	396	225	-	-	62	-	-	-	101	226	-	7
Faculty of Law	1320	811	-	-	-	1320	-	-	-	-	-	-
Faculty of Mining and Geology	255	98	-	-	-	-	98	-	145	-	-	12
Faculty of Transport and Traffic Engineering	273	114	-	-	-	-	-	-	220	-	-	53
Faculty of Stomatology	205	146	-	-	-	-	-	-	-	-	205	-
Faculty of Forestry	325	160	-	-	-	-	-	-	56	226	-	43
Faculty of Technology and Metallurgy	316	225	-	-	-	-	-	-	315	-	-	1
Teacher Training Faculty	418	393	418	-	-	-	-	-	-	-	-	-
Faculty of Veterinary	186	68	-	-	-	-	-	-	-	186	-	-
<i>University of Arts of Belgrade</i>	<i>689</i>	<i>421</i>	<i>38</i>	<i>602</i>	<i>21</i>	<i>28</i>	<i>-</i>	<i>-</i>	<i>-</i>	<i>-</i>	<i>-</i>	<i>-</i>
Faculty of Dramatic Arts	169	80	-	141	-	28	-	-	-	-	-	-
Faculty of Fine Arts	78	55	-	78	-	-	-	-	-	-	-	-
Faculty of Music	205	135	38	167	-	-	-	-	-	-	-	-
Faculty of Applied Arts	186	111	-	186	-	-	-	-	-	-	-	-
Interdisciplinary studies of the University of Arts	51	40	-	30	21	-	-	-	-	-	-	-

## 2.5. Students by universities, faculties and fields of education (continued)

Fields of education Universities	Total		Fields of education									
			Education	Arts and humanities	Social sciences, journalism and information	Business, administration and law	Natural sciences, mathematics and statistics	Information and communication technologies	Engineering, manufacturing and construction	Agriculture forestry and veterinary	Health and welfare	Services
	All	Women										
<i>Private universities</i>	5558	2928	41	248	2100	2127	76	285	135	65	62	419
<i>Alfa University ("Braca Karic")</i>	385	156	-	88	118	130	-	49	-	-	-	-
Academy of Arts "Braca Karic"	70	26	-	70	-	-	-	-	-	-	-	-
Faculty of Finance, Banking and Auditing	227	110	-	-	118	60	-	49	-	-	-	-
Faculty of Sport Management	70	5	-	-	-	70	-	-	-	-	-	-
Faculty of Foreign Languages	18	15	-	18	-	-	-	-	-	-	-	-
<i>University "John Naisbitt" (Megatrend)</i>	1579	955	-	42	1014	435	-	23	-	65	-	-
Faculty of Culture and Media	385	295	-	-	302	83	-	-	-	-	-	-
<i>Faculty of International Economics</i>	345	214	-	-	313	32	-	-	-	-	-	-
Faculty of Business Studies	470	257	-	-	386	79	-	5	-	-	-	-
Faculty of Law, Public Service and Security	241	125	-	-	-	241	-	-	-	-	-	-
Faculty of Arts and Design	42	30	-	42	-	-	-	-	-	-	-	-
CIS John Naisbitt - integrated studies	96	34	-	-	13	-	-	18	-	65	-	-
<i>European University</i>	51	26	-	-	-	51	-	-	-	-	-	-
Faculty of European Business and Marketing	35	20	-	-	-	35	-	-	-	-	-	-
Faculty of International Engineering Management	16	6	-	-	-	16	-	-	-	-	-	-
<i>Faculty outside universities</i>	550	286	-	29	220	301	-	-	-	-	-	-
Modern Business School	133	52	-	-	-	133	-	-	-	-	-	-
Serbian Orthodox Church School of Theology	29	17	-	29	-	-	-	-	-	-	-	-
Faculty for Business, Economics and Entrepreneurship	388	217	-	-	220	168	-	-	-	-	-	-
<i>University "Metropolitan"</i>	52	20	-	18	-	22	-	12	-	-	-	-
Faculty of Information Technologies, Faculty of Management, Faculty of Digital Arts	52	20	-	18	-	22	-	12	-	-	-	-
<i>University "Educons"</i>	54	25	-	-	-	54	-	-	-	-	-	-
Faculty of Project Management	54	25	-	-	-	54	-	-	-	-	-	-
<i>University - Business Academy</i>	44	22	-	-	14	25	-	5	-	-	-	-
Faculty of Applied Management, Economics and Finance - Belgrade	44	22	-	-	14	25	-	5	-	-	-	-
<i>University "Singidunum"</i>	1542	844	41	16	504	338	76	139	14	-	62	352
Faculty of Economics, Finance and Administration	85	41	-	-	83	2	-	-	-	-	-	-
Faculty of Physical Culture and Sport Management	42	13	41	-	-	1	-	-	-	-	-	-
Faculty of Media and Communication	256	194	-	16	172	6	-	-	-	-	62	-
Faculty of Applied Ecology "Futura"	76	44	-	-	-	-	76	-	-	-	-	-
Faculty of Business, Faculty of Informatics and Computer Science, Faculty of Tourism and Hospitality Management and Faculty of Physical Culture and Sport Management and Faculty of Technics	1083	552	-	-	249	329	-	139	14	-	-	352



## 2.5. Students by universities, faculties and fields of education (continued)

Fields of education Universities	Total		Fields of education									
			Education	Arts and humanities	Social sciences, journalism and information	Business, administration and law	Natural sciences, mathematics and statistics	Information and communication technologies	Engineering, manufacturing and construction	Agriculture forestry, fisheries and veterinary	Health and welfare	Services
	All	Women										
<i>University "Union"</i>	384	188	-	55	-	283	-	46	-	-	-	-
Academy of Fine Arts	55	37	-	55	-	-	-	-	-	-	-	-
Belgrade Banking Academy - Faculty of Banking and Insurance	152	83	-	-	-	152	-	-	-	-	-	-
Faculty of Law	131	64	-	-	-	131	-	-	-	-	-	-
Faculty of Computing	46	4	-	-	-	-	-	46	-	-	-	-
<i>University "Union – Nikola Tesla"</i>	917	406	-	-	230	488	-	11	121	-	-	67
Faculty of Construction Management, Faculty of Entrepreneurship and Real Estate Management, Faculty of Ecology and Environmental Protection and Faculty of International Politics and Security	223	92	-	-	12	69	-	-	121	-	-	21
Faculty of Diplomacy and Security	39	12	-	-	-	-	-	-	-	-	-	39
Faculty of Industrial Management – Mladenovac	113	41	-	-	21	88	-	4	-	-	-	-
Faculty of Engineering Management	17	7	-	-	-	17	-	-	-	-	-	-
Faculty of Business Studies and Law	483	237	-	-	197	279	-	-	-	-	-	7
Faculty of Strategic and Operational Management	42	17	-	-	-	35	-	7	-	-	-	-
<i>State higher schools (colleges)</i>	5501	2898	-	296	52	1739	4	646	964	-	1015	785
Belgrade Business School	1773	1016	-	-	-	1665	-	108	-	-	-	-
College of Applied Studies in Civil Engineering and Architecture	278	80	-	-	-	-	-	-	278	-	-	-
College of Hotel Management	152	49	-	-	-	-	-	-	-	-	-	152
College of Applied Studies in Engineering	167	42	-	-	-	-	-	-	98	-	-	69
College of Applied Studies in Electrical Engineering and Computer Science	529	49	-	64	-	-	-	256	209	-	-	-
College of Fine and Applied Arts	48	32	-	48	-	-	-	-	-	-	-	-
ICT College of Applied Studies	297	118	-	-	-	-	-	143	92	-	-	62
Polytechnic College of Applied Studies – Belgrade	230	135	-	131	-	27	-	-	41	-	-	31
Technical College of Applied Studies	267	40	-	-	-	4	-	136	127	-	-	-
Textile College of Applied Studies in Design, Technology and Management	119	100	-	53	-	43	-	-	23	-	-	-
College of Tourism	366	285	-	-	-	-	-	-	-	-	-	366
Medical College of Applied Sciences	1115	890	-	-	-	-	-	-	-	-	1015	100
Railway College of Applied Studies	160	62	-	-	52	-	4	3	96	-	-	5
<i>Private higher schools (colleges)</i>	608	334	-	-	111	131	-	-	-	-	238	128
Football Academy - College of Applied Studies	63	15	-	-	-	52	-	-	-	-	-	11
Sports Academy	22	5	-	-	-	-	-	-	-	-	-	22
Medical College of Applied Studies "Milutin Milankovic"	119	88	-	-	-	-	-	-	-	-	119	-
Business College of Applied Studies - Zemun	140	71	-	-	105	35	-	-	-	-	-	-
College of Economics and Administration	37	18	-	-	-	37	-	-	-	-	-	-

## 2.5. Students by universities, faculties and fields of education (continued)

Fields of education Universities	Total		Fields of education									
			Education	Arts and humanities	Social sciences, journalism and information	Business, administration and law	Natural sciences, mathematics and statistics	Information and communication technologies	Engineering, manufacturing and construction	Agriculture forestry, fisheries and veterinary	Health and welfare	Services
	All	Women										
College of Applied Studies of Sports and Medicine	67	18	-	-	-	7	-	-	-	-	24	36
College of Applied Studies of Business Communication	6	5	-	-	6	-	-	-	-	-	-	-
College of Applied Studies for Medicine and Hygiene "Visan"	154	114	-	-	-	-	-	-	-	-	95	59
<b>Region Vojvodine</b>	<b>11961</b>	<b>6997</b>	<b>1665</b>	<b>1253</b>	<b>1029</b>	<b>2675</b>	<b>542</b>	<b>420</b>	<b>2675</b>	<b>371</b>	<b>678</b>	<b>653</b>
<i>State universities</i>	8297	4862	808	1094	428	1464	522	280	2405	352	603	341
<i>University of Novi Sad</i>	8297	4862	808	1094	428	1464	522	280	2405	352	603	341
Arts Academy	211	126	-	211	-	-	-	-	-	-	-	-
Faculty of Economics – Subotica	821	618	-	-	164	598	-	59	-	-	-	-
Faculty of Sports and Physical Education	291	73	269	-	-	-	-	-	-	-	-	22
Faculty of Technical Sciences	2500	993	-	173	-	323	12	54	1890	-	-	48
Faculty of Philosophy	1127	911	167	710	250	-	-	-	-	-	-	-
Faculty of Civil Engineering – Subotica	210	67	-	-	-	-	-	-	210	-	-	-
Faculty of Medicine	589	451	-	-	-	-	-	-	-	-	589	-
Faculty of Education – Sombor	144	122	138	-	6	-	-	-	-	-	-	-
Faculty of Agriculture	352	191	-	-	-	-	-	-	-	352	-	-
Faculty of Law	537	322	-	-	-	424	-	-	-	-	3	110
Faculty of Sciences	862	620	130	-	-	-	509	64	-	-	-	159
"Mihailo Pupin" Technical Faculty - Zrenjanin	330	125	23	-	-	114	-	103	90	-	-	-
Faculty of Technology	215	154	-	-	-	-	-	-	215	-	-	-
Teacher Training Faculty in the Hungarian Language – Subotica	68	59	68	-	-	-	-	-	-	-	-	-
University of Novi Sad – rectorate	40	30	13	-	8	5	1	-	-	-	11	2
<i>Private universities</i>	1849	963	21	47	601	809	20	22	-	19	75	235
<i>University "Educons"</i>	558	253	21	4	301	76	12	2	-	10	-	132
Faculty of European Legal and Political Studies – Novi Sad	42	26	-	-	14	28	-	-	-	-	-	-
Faculty of Business Studies – University "Educons"	397	197	17	4	287	15	12	2	-	10	-	50
Faculty for Sports and Tourism	119	30	4	-	-	33	-	-	-	-	-	82
<i>University – Business Academy</i>	756	397	-	-	107	510	8	6	-	9	75	41
Faculty of Economics and Engineering Management	128	68	-	-	107	-	6	6	-	9	-	-
Faculty of Pharmacy – Novi Sad	23	19	-	-	-	-	2	-	-	-	21	-
Legal Faculty for Business and Legislation	551	279	-	-	-	510	-	-	-	-	-	41
Faculty of Dentistry – Pancevo	54	31	-	-	-	-	-	-	-	-	54	-
<i>University "Union"</i>	333	218	-	43	159	69	-	-	-	-	-	62
Faculty for Legal and Business Studies "Dr Lazar Vrkatic" – Novi Sad	333	218	-	43	159	69	-	-	-	-	-	62

## 2.5. Students by universities, faculties and fields of education (continued)

Fields of education Universities	Total		Fields of education									
			Education	Arts and humanities	Social sciences, journalism and information	Business, administration and law	Natural sciences, mathematics and statistics	Information and communication technologies	Engineering, manufacturing and construction	Agriculture, forestry and veterinary	Health and welfare	Services
	All	Women										
<i>University "Union – Nikola Tesla"</i>	202	95	-	-	34	154	-	14	-	-	-	-
Faculty of Management – Sremski Karlovci	202	95	-	-	34	154	-	14	-	-	-	-
<i>State higher schools (colleges)</i>	1679	1103	836	112	-	266	-	118	270	-	-	77
Business College of Applied Studies	265	175	-	-	-	219	-	19	-	-	-	27
Preschool Teacher Training College of Applied Studies – Kikinda	144	130	138	6	-	-	-	-	-	-	-	-
Preschool Teacher Training College of Applied Studies – Novi Sad	164	158	164	-	-	-	-	-	-	-	-	-
Preschool Teacher Training College of Applied Studies – Sremska Mitrovica	224	200	224	-	-	-	-	-	-	-	-	-
Preschool Teacher Training College of Applied Studies – Subotica	139	109	139	-	-	-	-	-	-	-	-	-
Preschool Teacher Training College of Applied Studies – Vrsac	171	154	171	-	-	-	-	-	-	-	-	-
Technical College of Applied Studies – Novi Sad	315	94	-	101	-	-	-	55	109	-	-	50
Technical College of Applied Studies – Subotica	141	23	-	-	-	19	-	44	78	-	-	-
Technical College of Applied Studies – Zrenjanin	116	60	-	5	-	28	-	-	83	-	-	-
<i>Private higher schools (colleges)</i>	136	69	-	-	-	136	-	-	-	-	-	-
College of Applied Studies in Management and Business Communication – Sremski Karlovci	136	69	-	-	-	136	-	-	-	-	-	-
SRBIJA – JUG	12251	7338	1563	691	791	3014	572	792	1907	293	1395	1233
<b>Region Šumadije i Zapadne Srbije</b>	<b>5661</b>	<b>3624</b>	<b>1009</b>	<b>353</b>	<b>267</b>	<b>1141</b>	<b>210</b>	<b>439</b>	<b>840</b>	<b>158</b>	<b>890</b>	<b>354</b>
<i>State universities</i>	3134	2108	574	320	155	748	210	126	366	70	476	89
<i>University of Kragujevac</i>	2841	1922	574	279	81	720	144	123	342	41	469	68
Faculty of Agronomy – Cacak	42	27	-	-	-	1	-	-	-	41	-	-
Faculty of Economics	544	396	-	-	81	440	-	-	-	-	-	23
Faculty of Hotel Management and Tourism - Vrnjacka Banja	61	43	-	-	-	16	-	-	-	-	-	45
Faculty of Philology and Arts	279	207	-	279	-	-	-	-	-	-	-	-
Faculty of Engineering	219	58	-	-	-	-	-	19	200	-	-	-
Faculty of Mechanical Engineering – Kraljevo	86	27	-	-	-	-	-	-	86	-	-	-
Faculty of Medical Sciences	469	339	-	-	-	-	-	-	-	-	469	-
Faculty of Education – Jagodina	245	221	245	-	-	-	-	-	-	-	-	-
Faculty of Law	179	122	-	-	-	179	-	-	-	-	-	-
Faculty of Sciences	153	109	-	-	-	-	144	9	-	-	-	-
Technical Faculty – Cacak	256	91	21	-	-	84	-	95	56	-	-	-
Teacher Training Faculty – Uzice	308	282	308	-	-	-	-	-	-	-	-	-

## 2.5. Students by universities, faculties and fields of education (continued)

Fields of education Universities	Total		Fields of education									
			Education	Arts and humanities	Social sciences, journalism and information	Business, administration and law	Natural sciences, mathematics and statistics	Information and communication technologies	Engineering, manufacturing and construction	Agriculture forestry, fisheries and veterinary	Health and welfare	Services
	All	Women										
<i>State university of Novi Pazar</i>	293	186	-	41	74	28	66	3	24	29	7	21
<i>Private universities <sup>1)</sup></i>	82	43	-	-	13	32	-	19	-	-	-	18
<i>University "Singidunum"</i>	82	43	-	-	13	32	-	19	-	-	-	18
Business Faculty – Valjevo	82	43	-	-	13	32	-	19	-	-	-	18
<b>State higher schools (colleges)</b>	<b>2278</b>	<b>1383</b>	<b>435</b>	<b>33</b>	<b>2</b>	<b>291</b>	<b>-</b>	<b>294</b>	<b>474</b>	<b>88</b>	<b>414</b>	<b>247</b>
Medical College of Applied Studies – Cuprija	421	336	-	-	-	-	-	-	-	-	414	7
Agricultural College of Applied Studies – Sabac	184	73	-	-	-	74	-	-	-	88	-	22
Business College of Applied Sciences – Valjevo	144	104	-	-	2	100	-	42	-	-	-	-
Business and Technical College of Applied Studies – Uzice	318	169	-	-	-	69	-	47	60	-	-	142
Preschool Teacher Training College of Applied Studies – Krusevac	167	158	167	-	-	-	-	-	-	-	-	-
Preschool Teacher Training College of Applied Studies – Sabac	268	255	268	-	-	-	-	-	-	-	-	-
Technical College of Applied Studies - Cacak	204	57	-	27	-	24	-	37	116	-	-	-
Technical College of Applied Studies – Kragujevac	161	38	-	-	-	-	-	73	87	-	-	1
Technical College of Applied Studies in Mechanical Engineering – Trstenik	179	47	-	-	-	-	-	26	153	-	-	-
Technical and Technological College of Applied Studies – Krusevac	70	48	-	-	-	-	-	24	15	-	-	31
Technological College of Applied Studies – Arandjelovac	83	53	-	6	-	13	-	7	19	-	-	38
Technological College of Applied Studies – Sabac	79	45	-	-	-	11	-	38	24	-	-	6
<i>Private higher schools (colleges)</i>	<b>167</b>	<b>90</b>	<b>-</b>	<b>-</b>	<b>97</b>	<b>70</b>	<b>-</b>	<b>-</b>	<b>-</b>	<b>-</b>	<b>-</b>	<b>-</b>
Business College of Applied Studies "dr Radomir Vojkovic" – Krusevac	167	90	-	-	97	70	-	-	-	-	-	-
<b>Region Južne i Istočne Srbije</b>	<b>6590</b>	<b>3714</b>	<b>554</b>	<b>338</b>	<b>524</b>	<b>1873</b>	<b>362</b>	<b>353</b>	<b>1067</b>	<b>135</b>	<b>505</b>	<b>879</b>
<i>State universities</i>	4308	2585	314	320	358	934	337	191	693	-	505	656
<i>University of Belgrade</i>	171	95	-	-	-	89	-	16	64	-	-	2
Technical Faculty – Bor	171	95	-	-	-	89	-	16	64	-	-	2
<i>University of Nis</i>	4137	2490	314	320	358	845	337	175	629	-	505	654
Faculty of Economics	638	428	-	-	133	505	-	-	-	-	-	-
Faculty of Electronic Engineering	327	72	-	-	-	-	-	154	173	-	-	-
Faculty of Sports and Physical Education	302	64	-	-	-	-	-	-	-	-	-	302

1) Private University of Novi Pazar did not transmit data.



## 2.5. Students by universities, faculties and fields of education (continued)

Fields of education Universities	Total		Fields of education									
			Education	Arts and humanities	Social sciences, journalism and information	Business, administration and law	Natural sciences, mathematics and statistics	Information and communication technologies	Engineering, manufacturing and construction	Agriculture forestry, fisheries and veterinary	Health and welfare	Services
	All	Women										
Faculty of Arts	100	58	25	75	-	-	-	-	-	-	-	-
Faculty of Occupational Safety	288	138	-	-	-	-	-	-	-	-	-	288
Faculty of Philosophy	553	437	83	245	225	-	-	-	-	-	-	-
Faculty of Civil Engineering and Architecture	245	115	-	-	-	-	-	-	245	-	-	-
Faculty of Mechanical Engineering	166	67	-	-	-	63	-	2	101	-	-	-
Faculty of Medicine	540	394	-	-	-	-	-	-	-	-	505	35
Faculty of Law	277	179	-	-	-	277	-	-	-	-	-	-
Faculty of Sciences and Mathematics	385	270	-	-	-	-	337	19	-	-	-	29
Faculty of Technology – Leskovac	110	80	-	-	-	-	-	-	110	-	-	-
Faculty of Pedagogy - Vranje	206	188	206	-	-	-	-	-	-	-	-	-
<i>Private universities</i>	399	155	-	-	60	339	-	-	-	-	-	-
<i>University "John Naisbitt" (Megatrend)</i>	144	85	-	-	60	84	-	-	-	-	-	-
Faculty of Management – Zajecar	144	85	-	-	60	84	-	-	-	-	-	-
<i>University "Union Nikola Tesla"</i>	255	70	-	-	-	255	-	-	-	-	-	-
Faculty of Law, Security and Management "Constantine the Great"	255	70	-	-	-	255	-	-	-	-	-	-
<i>State higher schools (colleges)</i>	1883	974	240	18	106	600	25	162	374	135	-	223
College of Applied Studies in Agriculture and Food Processing – Prokuplje	167	73	-	-	-	-	-	-	53	114	-	-
Business College of Applied Studies	547	260	-	-	-	453	-	74	-	-	-	20
Business College of Applied Studies – Leskovac	315	201	-	-	90	147	-	-	-	-	-	78
College of Vocational Studies – Vranje	117	43	-	-	16	-	-	1	83	-	-	17
Preschool Teacher Training College of Applied Studies – Aleskinac	183	170	183	-	-	-	-	-	-	-	-	-
Preschool Teacher Training College of Applied Studies – Pirot	57	52	57	-	-	-	-	-	-	-	-	-
Textile College of Applied Studies – Leskovac	71	51	-	18	-	-	25	-	28	-	-	-
Technical College of Applied Studies – Nis	320	82	-	-	-	-	-	87	153	-	-	80
Technical College of Applied Studies – Pozarevac	106	42	-	-	-	-	-	-	57	21	-	28
<b>Region Kosovo i Metohija</b>	...	...	...	...	...	...	...	...	...	...	...	...



## 2.6. Students by universities

Universities	Number of schools	Students			Financing modality								
					Budget-financed			Self-financed			Budget-financed and self-financed		
		All	Men	Women	All	Men	Women	All	Men	Women	All	Men	Women
<b>REPUBLIC OF SERBIA</b>	<b>178</b>	<b>51596</b>	<b>21460</b>	<b>30136</b>	<b>18440</b>	<b>7241</b>	<b>11199</b>	<b>26152</b>	<b>11445</b>	<b>14707</b>	<b>7004</b>	<b>2774</b>	<b>4230</b>
<i>State universities</i>	80	31456	12260	19196	15096	5838	9258	10393	4032	6361	5967	2390	3577
Academy of Criminalistic and Police Studies	1	297	182	115	68	48	20	190	111	79	39	23	16
University of Defense	1	182	136	46	170	129	41	10	7	3	2	-	2
University of Belgrade	32	14720	5566	9154	6369	2399	3970	5117	1943	3174	3234	1224	2010
University of Kragujevac	12	2841	919	1922	1383	450	933	1160	365	795	298	104	194
University of Nis	13	4137	1647	2490	2156	898	1258	1278	490	788	703	259	444
University of Novi Pazar	1	293	107	186	160	62	98	133	45	88	-	-	-
University of Novi Sad	15	8297	3435	4862	4422	1725	2697	2308	988	1320	1567	722	845
University of Arts of Belgrade	5	689	268	421	368	127	241	197	83	114	124	58	66
<i>Private universities</i>	45	7888	3799	4089	-	-	-	7888	3799	4089	-	-	-
Alfa university ("Braća Karić")	4	385	229	156	-	-	-	385	229	156	-	-	-
European University	2	51	25	26	-	-	-	51	25	26	-	-	-
"Metropolitan"	1	52	32	20	-	-	-	52	32	20	-	-	-
University "Educons"	4	612	334	278	-	-	-	612	334	278	-	-	-
University Business Academy	5	800	381	419	-	-	-	800	381	419	-	-	-
University "Singidunum"	6	1624	737	887	-	-	-	1624	737	887	-	-	-
University "Union"	5	717	311	406	-	-	-	717	311	406	-	-	-
University "Union – Nikola Tesla"	8	1374	803	571	-	-	-	1374	803	571	-	-	-
Faculties outside universities	3	550	264	286	-	-	-	550	264	286	-	-	-
University "John Naisbitt" (Megatrend)	7	1723	683	1040	-	-	-	1723	683	1040	-	-	-
<i>State higher schools (colleges)</i>	43	11341	4983	6358	3344	1403	1941	6960	3196	3764	1037	384	653
State higher schools (colleges)	43	11341	4983	6358	3344	1403	1941	6960	3196	3764	1037	384	653
<i>Private higher schools (colleges)</i>	10	911	418	493	-	-	-	911	418	493	-	-	-
Private higher schools (colleges)	10	911	418	493	-	-	-	911	418	493	-	-	-
<b>SRBIJA – SEVER</b>	<b>126</b>	<b>39345</b>	<b>16547</b>	<b>22798</b>	<b>13188</b>	<b>5188</b>	<b>8000</b>	<b>20535</b>	<b>9104</b>	<b>11431</b>	<b>5622</b>	<b>2255</b>	<b>3367</b>
<i>State universities</i>	53	24014	9511	14503	11343	4409	6934	7773	3113	4660	4898	1989	2909
Academy of Criminalistic and Police Studies	1	297	182	115	68	48	20	190	111	79	39	23	16
University of Defense	1	182	136	46	170	129	41	10	7	3	2	-	2
University of Belgrade	31	14549	5490	9059	6315	2380	3935	5068	1924	3144	3166	1186	1980
University of Novi Sad	15	8297	3435	4862	4422	1725	2697	2308	988	1320	1567	722	845
University of Arts of Belgrade	5	689	268	421	368	127	241	197	83	114	124	58	66
<i>Private universities</i>	42	7407	3516	3891	-	-	-	7407	3516	3891	-	-	-
Alfa university ("Braća Karić")	4	385	229	156	-	-	-	385	229	156	-	-	-
European University	2	51	25	26	-	-	-	51	25	26	-	-	-
University "Metropolitan"	1	52	32	20	-	-	-	52	32	20	-	-	-
University "Educons"	4	612	334	278	-	-	-	612	334	278	-	-	-
University Business Academy	5	800	381	419	-	-	-	800	381	419	-	-	-
University "Singidunum"	5	1542	698	844	-	-	-	1542	698	844	-	-	-
University "Union"	5	717	311	406	-	-	-	717	311	406	-	-	-
University "Union – Nikola Tesla"	7	1119	618	501	-	-	-	1119	618	501	-	-	-



## 2.6. Students by universities (continued)

Universities	Number of schools	Students			Financing modality								
					Budget-financed			Self-financed			Budget-financed and self-financed		
		All	Men	Women	All	Men	Women	All	Men	Women	All	Men	Women
Faculties outside universities	3	550	264	286	-	-	-	550	264	286	-	-	-
<i>Universisty "John Naisbit"(Megatrend)</i>	6	1579	624	955	-	-	-	1579	624	955	-	-	-
<i>State higher schools (colleges)</i>	22	7180	3179	4001	1845	779	1066	4611	2134	2477	724	266	458
State higher schools (colleges)	22	7180	3179	4001	1845	779	1066	4611	2134	2477	724	266	458
<i>Private higher schools (colleges)</i>	9	744	341	403	-	-	-	744	341	403	-	-	-
Private higher schools (colleges)	9	744	341	403	-	-	-	744	341	403	-	-	-
SRBIJA – JUG	52	12251	4913	7338	5252	2053	3199	5617	2341	3276	1382	519	863
<i>State universities</i>	27	7442	2749	4693	3753	1429	2324	2620	919	1701	1069	401	668
University of Belgrade	1	171	76	95	54	19	35	49	19	30	68	38	30
University of Kragujevac	12	2841	919	1922	1383	450	933	1160	365	795	298	104	194
University of Nis	13	4137	1647	2490	2156	898	1258	1278	490	788	703	259	444
University of Novi Pazar	1	293	107	186	160	62	98	133	45	88	-	-	-
<i>Private Universities</i>	3	481	283	198	-	-	-	481	283	198	-	-	-
University "Singidunum"	1	82	39	43	-	-	-	82	39	43	-	-	-
University "Union"	1	255	185	70	-	-	-	255	185	70	-	-	-
<i>Universisty "John Naisbit"(Megatrend)</i>	1	144	59	85	-	-	-	144	59	85	-	-	-
<i>State higher schools (colleges)</i>	21	4161	1804	2357	1499	624	875	2349	1062	1287	313	118	195
State higher schools (colleges)	21	4161	1804	2357	1499	624	875	2349	1062	1287	313	118	195
<i>Private higher schools (colleges)</i>	1	167	77	90	-	-	-	167	77	90	-	-	-
Private higher schools (colleges)	1	167	77	90	-	-	-	167	77	90	-	-	-

## 2.7. Students by universities, faculties, sex and financing modality

	Students											
	Total			Budget-financed			Self-financed			Budget-financed and self-financed		
	All	Men	Women	All	Men	Women	All	Men	Women	All	Men	Women
<b>REPUBLIC OF SERBIA</b>	<b>51596</b>	<b>21460</b>	<b>30136</b>	<b>18440</b>	<b>7241</b>	<b>11199</b>	<b>26152</b>	<b>11445</b>	<b>14707</b>	<b>7004</b>	<b>2774</b>	<b>4230</b>
SRBIJA – SEVER	39345	16547	22798	13188	5188	8000	20535	9104	11431	5622	2255	3367
<b>Beogradski region</b>	<b>27384</b>	<b>11583</b>	<b>15801</b>	<b>8046</b>	<b>3226</b>	<b>4820</b>	<b>15478</b>	<b>6906</b>	<b>8572</b>	<b>3860</b>	<b>1451</b>	<b>2409</b>
<i>State universities</i>	15717	6076	9641	6921	2684	4237	5465	2125	3340	3331	1267	2064
<i>State universities</i>	15717	6076	9641	6921	2684	4237	5465	2125	3340	3331	1267	2064
Academy of Criminalistic and Police Studies	297	182	115	68	48	20	190	111	79	39	23	16
University of Defense	182	136	46	170	129	41	10	7	3	2	-	2
<i>University of Belgrade</i>	14549	5490	9059	6315	2380	3935	5068	1924	3144	3166	1186	1980
Faculty of Architecture	622	213	409	444	155	289	136	51	85	42	7	35
University of Belgrade – interdisciplinary studies	1	-	1	-	-	-	1	-	1	-	-	-
Faculty of Biology	42	6	36	18	1	17	16	4	12	8	1	7
Faculty of Orthodox Theology	184	137	47	44	34	10	72	49	23	68	54	14
Faculty of Economics	992	306	686	297	97	200	352	104	248	343	105	238
Faculty of Electrical Engineering	785	546	239	377	250	127	303	226	77	105	70	35
Faculty of Security	365	147	218	123	40	83	212	97	115	30	10	20
Faculty of Organisational Sciences	1171	470	701	449	175	274	562	221	341	160	74	86
Faculty of Political Sciences	597	183	414	165	52	113	272	85	187	160	46	114
Faculty of Sports and Physical Education	229	166	63	52	34	18	110	85	25	67	47	20
Faculty of Physical Chemistry	92	30	62	46	17	29	33	10	23	13	3	10
Faculty for Special Education and Rehabilitation	461	54	407	155	11	144	167	27	140	139	16	123
Faculty of Pharmacy	460	80	380	210	37	173	152	26	126	98	17	81
Faculty of Philology	1506	204	1302	605	88	517	540	74	466	361	42	319
Faculty of Philosophy	918	271	647	398	115	283	226	77	149	294	79	215
Faculty of Physics	61	23	38	33	10	23	15	7	8	13	6	7
Faculty of Geography	308	100	208	125	36	89	122	43	79	61	21	40
Faculty of Civil Engineering	440	303	137	203	140	63	94	66	28	143	97	46
Faculty of Chemistry	183	33	150	116	21	95	42	8	34	25	4	21
Faculty of Mechanical Engineering	537	421	116	329	252	77	101	82	19	107	87	20
Faculty of Mathematics	288	128	160	148	77	71	70	21	49	70	30	40
Faculty of Medicine	613	215	398	372	126	246	171	60	111	70	29	41
Faculty of Agriculture	396	171	225	243	102	141	80	31	49	73	38	35
Faculty of Law	1320	509	811	409	141	268	546	225	321	365	143	222
Faculty of Mining and Geology	255	157	98	144	86	58	70	43	27	41	28	13
Faculty of Transport and Traffic Engineering	273	159	114	142	68	74	57	39	18	74	52	22
Faculty of Stomatology	205	59	146	146	44	102	58	15	43	1	-	1
Faculty of Forestry	325	165	160	201	99	102	95	51	44	29	15	14
Faculty of Technology and Metallurgy	316	91	225	155	36	119	89	37	52	72	18	54
Teacher Training Faculty	418	25	393	124	8	116	235	16	219	59	1	58
Faculty of Veterinary	186	118	68	42	28	14	69	44	25	75	46	29
<i>University of Arts of Belgrade</i>	689	268	421	368	127	241	197	83	114	124	58	66
Faculty of Dramatic Arts	169	89	80	98	49	49	41	22	19	30	18	12
Faculty of Fine Arts	78	23	55	65	16	49	11	6	5	2	1	1
Faculty of Music	205	70	135	116	33	83	57	23	34	32	14	18
Faculty of Applied Arts	186	75	111	87	27	60	39	23	16	60	25	35
Interdisciplinary studies of the University of Arts	51	11	40	2	2	-	49	9	40	-	-	-



## 2.7. Students by universities, faculties, sex and financing modality (continued)

	Students											
	Total			Budget-financed			Self-financed			Budget-financed and self-financed		
	All	Men	Women	All	Men	Women	All	Men	Women	All	Men	Women
<i>Private universities</i>	5558	2630	2928	-	-	-	5558	2630	2928	-	-	-
<i>Alfa University ("Braca Karic")</i>	385	229	156	-	-	-	385	229	156	-	-	-
Academy of Arts "Braca Karic"	70	44	26	-	-	-	70	44	26	-	-	-
Faculty of Finance, Banking and Auditing	227	117	110	-	-	-	227	117	110	-	-	-
Faculty of Sport Management	70	65	5	-	-	-	70	65	5	-	-	-
Faculty of Foreign Languages	18	3	15	-	-	-	18	3	15	-	-	-
<i>University "John Naisbitt" (Megatrend)</i>	1579	624	955	-	-	-	1579	624	955	-	-	-
Faculty of Culture and Media	385	90	295	-	-	-	385	90	295	-	-	-
Faculty of International Economics	345	131	214	-	-	-	345	131	214	-	-	-
Faculty of Business Studies	470	213	257	-	-	-	470	213	257	-	-	-
Faculty of Law, Public Service and Security	241	116	125	-	-	-	241	116	125	-	-	-
Faculty of Arts and Design	42	12	30	-	-	-	42	12	30	-	-	-
CIS John Naisbitt - integrated studies	96	62	34	-	-	-	96	62	34	-	-	-
<i>European University</i>	51	25	26	-	-	-	51	25	26	-	-	-
Faculty of European Business and Marketing	35	15	20	-	-	-	35	15	20	-	-	-
Faculty of International Engineering Management	16	10	6	-	-	-	16	10	6	-	-	-
<i>Faculty outside universities</i>	550	264	286	-	-	-	550	264	286	-	-	-
Modern Business School	133	81	52	-	-	-	133	81	52	-	-	-
Serbian Orthodox Church School of Theology	29	12	17	-	-	-	29	12	17	-	-	-
Faculty for Business, Economics and Entrepreneurship	388	171	217	-	-	-	388	171	217	-	-	-
<i>University "Metropolitan"</i>	52	32	20	-	-	-	52	32	20	-	-	-
Faculty of Information Technologies, Faculty of Management, Faculty of Digital Arts	52	32	20	-	-	-	52	32	20	-	-	-
<i>University "Educons"</i>	54	29	25	-	-	-	54	29	25	-	-	-
Faculty of Project Management	54	29	25	-	-	-	54	29	25	-	-	-
<i>University - Business Academy</i>	44	22	22	-	-	-	44	22	22	-	-	-
Faculty of Applied Management, Economics and Finance - Belgrade	44	22	22	-	-	-	44	22	22	-	-	-
<i>University "Singidunum"</i>	1542	698	844	-	-	-	1542	698	844	-	-	-
Faculty of Economics, Finance and Administration	85	44	41	-	-	-	85	44	41	-	-	-
Faculty of Physical Culture and Sport Management	42	29	13	-	-	-	42	29	13	-	-	-
Faculty of Media and Communication	256	62	194	-	-	-	256	62	194	-	-	-
Faculty of Applied Ecology "Futura" Faculty of Business, Faculty of Informatics and Computer Science, Faculty of Tourism and Hospitality Management and Faculty of Physical Culture and Sport Management and Faculty of Technics	1083	531	552	-	-	-	1083	531	552	-	-	-

## 2.7. Students by universities, faculties, sex and financing modality (continued)

	Students											
	Total			Budget-financed			Self-financed			Budget-financed and self-financed		
	All	Men	Women	All	Men	Women	All	Men	Women	All	Men	Women
<i>University "Union"</i>	384	196	188	-	-	-	384	196	188	-	-	-
Academy of Fine Arts	55	18	37	-	-	-	55	18	37	-	-	-
Belgrade Banking Academy - Faculty of Banking and Insurance	152	69	83	-	-	-	152	69	83	-	-	-
Faculty of Law	131	67	64	-	-	-	131	67	64	-	-	-
Faculty of Computing	46	42	4	-	-	-	46	42	4	-	-	-
<i>University "Union – Nikola Tesla"</i>	917	511	406	-	-	-	917	511	406	-	-	-
Faculty of Construction Management, Faculty of Entrepreneurship and Real Estate Management, Faculty of Ecology and Environmental Protection and Faculty of International Politics and Security	223	131	92	-	-	-	223	131	92	-	-	-
Faculty of Diplomacy and Security	39	27	12	-	-	-	39	27	12	-	-	-
Faculty of Industrial Management – Mladenovac	113	72	41	-	-	-	113	72	41	-	-	-
Faculty of Engineering Management	17	10	7	-	-	-	17	10	7	-	-	-
Faculty of Business Studies and Law	483	246	237	-	-	-	483	246	237	-	-	-
Faculty of Strategic and Operational Management	42	25	17	-	-	-	42	25	17	-	-	-
<i>State higher schools (colleges)</i>	5501	2603	2898	1125	542	583	3847	1877	1970	529	184	345
Belgrade Business School	1773	757	1016	137	37	100	1517	682	835	119	38	81
College of Applied Studies in Civil Engineering and Geodesy	278	198	80	55	43	12	208	142	66	15	13	2
College of Hotel Management	152	103	49	42	28	14	80	55	25	30	20	10
College of Applied Studies in Engineering	167	125	42	56	36	20	95	74	21	16	15	1
College of Applied Studies in Electrical Engineering and Computer Science	529	480	49	150	132	18	335	308	27	44	40	4
College of Fine and Applied Arts	48	16	32	24	6	18	6	2	4	18	8	10
ICT College of Applied Studies	297	179	118	111	61	50	186	118	68	-	-	-
Polytechnic College of Applied Studies – Belgrade	230	95	135	60	24	36	169	70	99	1	1	-
Technical College of Applied Studies	267	227	40	88	79	9	178	147	31	1	1	-
Textile College of Applied Studies in Design, Technology and Management	119	19	100	60	11	49	48	7	41	11	1	10
College of Tourism	366	81	285	42	4	38	201	54	147	123	23	100
Medical College of Applied Sciences	1115	225	890	213	34	179	751	167	584	151	24	127
Railway College of Applied Studies	160	98	62	87	47	40	73	51	22	-	-	-
<i>Private higher schools (colleges)</i>	608	274	334	-	-	-	608	274	334	-	-	-
Football Academy - College of Applied Studies	63	48	15	-	-	-	63	48	15	-	-	-
Sports Academy	22	17	5	-	-	-	22	17	5	-	-	-
Medical College of Applied Studies "Milutin Milankovic"	119	31	88	-	-	-	119	31	88	-	-	-
Business College of Applied Studies - Zemun	140	69	71	-	-	-	140	69	71	-	-	-
College of Economics and Administration	37	19	18	-	-	-	37	19	18	-	-	-
College of Applied Studies of Sports and Medicine	67	49	18	-	-	-	67	49	18	-	-	-



## 2.7. Students by universities, faculties, sex and financing modality (continued)

	Students											
	Total			Budget-financed			Self-financed			Budget-financed and self-financed		
	All	Men	Women	All	Men	Women	All	Men	Women	All	Men	Women
College of Applied Studies of Business Communication	6	1	5	-	-	-	6	1	5	-	-	-
College of Applied Studies for Medicine and Hygiene "Visan"	154	40	114	-	-	-	154	40	114	-	-	-
<b>Region Vojvodine</b>	<b>11961</b>	<b>4964</b>	<b>6997</b>	<b>5142</b>	<b>1962</b>	<b>3180</b>	<b>5057</b>	<b>2198</b>	<b>2859</b>	<b>1762</b>	<b>804</b>	<b>958</b>
<i>State universities</i>	8297	3435	4862	4422	1725	2697	2308	988	1320	1567	722	845
<i>University of Novi Sad</i>	8297	3435	4862	4422	1725	2697	2308	988	1320	1567	722	845
Arts Academy	211	85	126	192	77	115	7	3	4	12	5	7
Faculty of Economics – Subotica	821	203	618	385	90	295	299	79	220	137	34	103
Faculty of Sports and Physical Education	291	218	73	125	91	34	103	82	21	63	45	18
Faculty of Technical Sciences	2500	1507	993	1328	764	564	621	382	239	551	361	190
Faculty of Philosophy	1127	216	911	672	119	553	292	63	229	163	34	129
Faculty of Civil Engineering – Subotica	210	143	67	124	83	41	22	15	7	64	45	19
Faculty of Medicine	589	138	451	287	54	233	173	51	122	129	33	96
Faculty of Education – Sombor	144	22	122	66	12	54	71	8	63	7	2	5
Faculty of Agriculture	352	161	191	204	87	117	72	36	36	76	38	38
Faculty of Law	537	215	322	99	33	66	258	117	141	180	65	115
Faculty of Sciences	862	242	620	528	155	373	196	53	143	138	34	104
"Mihailo Pupin" Technical Faculty - Zrenjanin	330	205	125	195	111	84	105	71	34	30	23	7
Faculty of Technology	215	61	154	145	41	104	55	19	36	15	1	14
Teacher Training Faculty in the Hungarian Language – Subotica	68	9	59	58	7	51	8	-	8	2	2	-
University of Novi Sad – rectorate	40	10	30	14	1	13	26	9	17	-	-	-
<i>Private universities</i>	1849	886	963	-	-	-	1849	886	963	-	-	-
<i>University "Educons"</i>	558	305	253	-	-	-	558	305	253	-	-	-
Faculty of European Legal and Political Studies – Novi Sad	42	16	26	-	-	-	42	16	26	-	-	-
Faculty of Business Studies – University "Educons"	397	200	197	-	-	-	397	200	197	-	-	-
Faculty for Sports and Tourism	119	89	30	-	-	-	119	89	30	-	-	-
<i>University – Business Academy</i>	756	359	397	-	-	-	756	359	397	-	-	-
Faculty of Economics and Engineering Management	128	60	68	-	-	-	128	60	68	-	-	-
Faculty of Pharmacy – Novi Sad	23	4	19	-	-	-	23	4	19	-	-	-
Legal Faculty for Business and Legislation	551	272	279	-	-	-	551	272	279	-	-	-
Faculty of Dentistry – Pancevo	54	23	31	-	-	-	54	23	31	-	-	-
<i>University "Union"</i>	333	115	218	-	-	-	333	115	218	-	-	-
Faculty for Legal and Business Studies "Dr Lazar Vrkatic" – Novi Sad	333	115	218	-	-	-	333	115	218	-	-	-
<i>University "Union – Nikola Tesla"</i>	202	107	95	-	-	-	202	107	95	-	-	-
Faculty of Management – Sremski Karlovci	202	107	95	-	-	-	202	107	95	-	-	-
<i>State higher schools (colleges)</i>	1679	576	1103	720	237	483	764	257	507	195	82	113
Business College of Applied Studies studija	265	90	175	116	26	90	148	63	85	1	1	-
Preschool Teacher Training College of Applied Studies – Kikinda	144	14	130	63	7	56	67	5	62	14	2	12

## 2.7. Students by universities, faculties, sex and financing modality (continued)

	Students											
	Total			Budget-financed			Self-financed			Budget-financed and self-financed		
	All	Men	Women	All	Men	Women	All	Men	Women	All	Men	Women
Preschool Teacher Training College of Applied Studies – Novi Sad	164	6	158	73	2	71	73	4	69	18	-	18
Preschool Teacher Training College of Applied Studies – Sremska Mitrovica	224	24	200	88	7	81	103	11	92	33	6	27
Preschool Teacher Training College of Applied Studies – Subotica	139	30	109	68	11	57	63	16	47	8	3	5
Preschool Teacher Training College of Applied Studies – Vrsac	171	17	154	58	9	49	100	8	92	13	-	13
Technical College of Applied Studies – Novi Sad	315	221	94	108	75	33	168	124	44	39	22	17
Technical College of Applied Studies – Subotica	141	118	23	83	66	17	16	14	2	42	38	4
Technical College of Applied Studies – Zrenjanin	116	56	60	63	34	29	26	12	14	27	10	17
<i>Private higher schools (colleges)</i>	136	67	69	-	-	-	136	67	69	-	-	-
College of Applied Studies in Management and Business Communication – Sremski Karlovci	136	67	69	-	-	-	136	67	69	-	-	-
<b>SRBIJA – JUG</b>	<b>12251</b>	<b>4913</b>	<b>7338</b>	<b>5252</b>	<b>2053</b>	<b>3199</b>	<b>5617</b>	<b>2341</b>	<b>3276</b>	<b>1382</b>	<b>519</b>	<b>863</b>
<b>Region Šumadije i Zapadne Srbije</b>	<b>5661</b>	<b>2037</b>	<b>3624</b>	<b>2243</b>	<b>750</b>	<b>1493</b>	<b>2919</b>	<b>1113</b>	<b>1806</b>	<b>499</b>	<b>174</b>	<b>325</b>
<i>State universities</i>	3134	1026	2108	1543	512	1031	1293	410	883	298	104	194
<i>University of Kragujevac</i>	2841	919	1922	1383	450	933	1160	365	795	298	104	194
Faculty of Agronomy – Cacak	42	15	27	19	7	12	14	5	9	9	3	6
Faculty of Economics	544	148	396	168	40	128	304	86	218	72	22	50
Faculty of Hotel Management and Tourism – Vrnjacka Banja	61	18	43	39	11	28	17	5	12	5	2	3
Faculty of Philology and Arts	279	72	207	160	26	134	54	23	31	65	23	42
Faculty of Engineering	219	161	58	150	115	35	52	31	21	17	15	2
Faculty of Mechanical Engineering – Kraljevo	86	59	27	60	39	21	20	14	6	6	6	-
Faculty of Medical Sciences	469	130	339	293	68	225	98	34	64	78	28	50
Faculty of Education – Jagodina	245	24	221	106	12	94	98	8	90	41	4	37
Faculty of Law	179	57	122	69	16	53	110	41	69	-	-	-
Faculty of Sciences	153	44	109	81	20	61	70	23	47	2	1	1
Technical Faculty – Cacak	256	165	91	141	88	53	115	77	38	-	-	-
Teacher Training Faculty – Uzice	308	26	282	97	8	89	208	18	190	3	-	3
<i>State University of Novi Pazar</i>	293	107	186	160	62	98	133	45	88	-	-	-
<i>Private universities <sup>1)</sup></i>	82	39	43	-	-	-	82	39	43	-	-	-
<i>University "Singidunum"</i>	82	39	43	-	-	-	82	39	43	-	-	-
Business Faculty – Valjevo	82	39	43	-	-	-	82	39	43	-	-	-

1) Private University of Novi Pazar did not transmit data.

## 2.7. Students by universities, faculties, sex and financing modality (continued)

	Students											
	Total			Budget-financed			Self-financed			Budget-financed and self-financed		
	All	Men	Women	All	Men	Women	All	Men	Women	All	Men	Women
<i>State higher schools (colleges)</i>	2278	895	1383	700	238	462	1377	587	790	201	70	131
Medical College of Applied Studies – Cuprija	421	85	336	59	11	48	278	58	220	84	16	68
Agricultural College of Applied Studies – Sabac	184	111	73	52	26	26	114	74	40	18	11	7
Business College of Applied Sciences – Valjevo	144	40	104	35	6	29	87	29	58	22	5	17
Business and Technical College of Applied Studies – Uzice	318	149	169	125	48	77	151	79	72	42	22	20
Preschool Teacher Training College of Applied Studies – Krusevac	167	9	158	74	7	67	85	2	83	8	-	8
Preschool Teacher Training College of Applied Studies – Sabac	268	13	255	110	8	102	157	5	152	1	-	1
Technical College of Applied Studies - Cacak	204	147	57	69	43	26	121	92	29	14	12	2
Technical College of Applied Studies – Kragujevac	161	123	38	43	31	12	117	91	26	1	1	-
Technical College of Applied Studies in Mechanical Engineering – Trstenik	179	132	47	27	17	10	151	115	36	1	-	1
Technical and Technological College of Applied Studies – Krusevac	70	22	48	39	13	26	23	7	16	8	2	6
Technological College of Applied Studies – Arandjelovac	83	30	53	32	8	24	49	21	28	2	1	1
Technological College of Applied Studies – Sabac	79	34	45	35	20	15	44	14	30	-	-	-
<i>Private higher schools (colleges)</i>	167	77	90	-	-	-	167	77	90	-	-	-
Business College of Applied Studies "dr Radomir Vojkovic" – Krusevac	167	77	90	-	-	-	167	77	90	-	-	-
<b>Region Južne i Istočne Srbije</b>	<b>6590</b>	<b>2876</b>	<b>3714</b>	<b>3009</b>	<b>1303</b>	<b>1706</b>	<b>2698</b>	<b>1228</b>	<b>1470</b>	<b>883</b>	<b>345</b>	<b>538</b>
<i>State universities</i>	4308	1723	2585	2210	917	1293	1327	509	818	771	297	474
<i>University of Belgrade</i>	171	76	95	54	19	35	49	19	30	68	38	30
Technical Faculty – Bor	171	76	95	54	19	35	49	19	30	68	38	30
<i>University of Nis</i>	4137	1647	2490	2156	898	1258	1278	490	788	703	259	444
Faculty of Economics	638	210	428	250	81	169	380	127	253	8	2	6
Faculty of Electronic Engineering	327	255	72	291	231	60	16	9	7	20	15	5
Faculty of Sports and Physical Education	302	238	64	101	74	27	157	130	27	44	34	10
Faculty of Arts	100	42	58	78	35	43	18	7	11	4	-	4
Faculty of Occupational Safety	288	150	138	120	66	54	79	43	36	89	41	48
Faculty of Philosophy	553	116	437	250	49	201	198	47	151	105	20	85
Faculty of Civil Engineering and Architecture	245	130	115	178	81	97	33	21	12	34	28	6
Faculty of Mechanical Engineering	166	99	67	125	77	48	31	16	15	10	6	4
Faculty of Medicine	540	146	394	287	87	200	180	42	138	73	17	56
Faculty of Law	277	98	179	46	12	34	44	23	21	187	63	124
Faculty of Sciences and Mathematics	385	115	270	265	76	189	36	10	26	84	29	55
Faculty of Technology – Leskovac	110	30	80	81	24	57	18	3	15	11	3	8
Faculty of Pedagogy - Vranje	206	18	188	84	5	79	88	12	76	34	1	33
<i>Private universities</i>	399	244	155	-	-	-	399	244	155	-	-	-
<i>University "John Naisbitt" (Megatrend)</i>	144	59	85	-	-	-	144	59	85	-	-	-
Faculty of Management – Zajecar	144	59	85	-	-	-	144	59	85	-	-	-



## 2.7. Students by universities, faculties, sex and financing modality (continued)

	Students											
	Total			Budget-financed			Self-financed			Budget-financed and self-financed		
	All	Men	Women	All	Men	Women	All	Men	Women	All	Men	Women
<i>University "Union Nikola Tesla"</i>	255	185	70	-	-	-	255	185	70	-	-	-
Faculty of Law, Security and Management "Constantine the Great"	255	185	70	-	-	-	255	185	70	-	-	-
<i>State higher schools (colleges)</i>	1883	909	974	799	386	413	972	475	497	112	48	64
College of Applied Studies in Agriculture and Food Processing – Prokuplje	167	94	73	72	44	28	95	50	45	-	-	-
Business College of Applied Studies	547	287	260	197	108	89	331	168	163	19	11	8
Business College of Applied Studies – Leskovac	315	114	201	113	30	83	171	73	98	31	11	20
College of Vocational Studies – Vranje	117	74	43	64	42	22	43	28	15	10	4	6
Preschool Teacher Training College of Applied Studies – Aleskinac	183	13	170	74	4	70	91	7	84	18	2	16
Preschool Teacher Training College of Applied Studies – Pirot	57	5	52	32	4	28	16	1	15	9	-	9
Textile College of Applied Studies – Leskovac	71	20	51	39	14	25	31	6	25	1	-	1
Technical College of Applied Studies – Nis	320	238	82	136	97	39	160	121	39	24	20	4
Technical College of Applied Studies – Pozarevac	106	64	42	72	43	29	34	21	13	-	-	-
<b>Region Kosovo i Metohija</b>	...	...	...	...	...	...	...	...	...	...	...	...

## 2.8. Students at higher schools (colleges) and faculties by sex, cycles of studies by regions, areas and municipalities

	All	Women	Higher schools (colleges)		Faculties/Academies of arts			
			Graduated at first cycle studies	graduated at second cycle studies	Graduated at first cycle studies	graduated at second cycle studies	graduated at third cycle studies	Old programme
<b>REPUBLIC OF SERBIA</b>	<b>51596</b>	<b>30136</b>	<b>9899</b>	<b>2321</b>	<b>22142</b>	<b>12520</b>	<b>1539</b>	<b>3143</b>
SRBIJA – SEVER	39345	22798	6477	1415	18007	9937	1230	2247
<b>Beogradski region</b>	<b>27384</b>	<b>15801</b>	<b>4936</b>	<b>1173</b>	<b>12423</b>	<b>6418</b>	<b>830</b>	<b>1604</b>
Beogradska oblast (Grad Beograd)	27384	15801	4936	1173	12423	6418	830	1604
Voždovac	4633	2503	471	95	2192	1633	137	105
Zvezdara	2175	1158	1756	365	40	14	-	-
Zemun	2269	1457	1184	392	355	166	47	125
Mladenovac	113	41	-	-	81	32	-	-
Novi Beograd	3401	1824	532	107	2619	98	29	16
Palilula	5423	2579	404	172	2785	1424	199	439
Savski venac	3177	1956	386	26	1343	1262	57	103
Stari grad	5420	3993	-	-	2749	1643	325	703
Čukarica	773	290	203	16	259	146	36	113
<b>Region Vojvodine</b>	<b>11961</b>	<b>6997</b>	<b>1541</b>	<b>242</b>	<b>5584</b>	<b>3519</b>	<b>400</b>	<b>643</b>
Zapadnobačka oblast	144	122	-	-	71	67	-	6
<i>Sombor</i>	144	122	-	-	71	67	-	6
Južnobačanska oblast	225	185	132	39	-	54	-	-
<i>Pančevo</i>	54	31	-	-	-	54	-	-
Vršac	171	154	132	39	-	-	-	-
Južnobačka oblast	9399	5299	770	98	4601	2990	379	549
<i>Grad Novi Sad</i>	9061	5135	634	98	4524	2980	379	434
Novi Sad	8664	4938	634	98	4261	2858	367	434
Petrovaradin	397	197	-	-	263	122	12	-
Sremski Karlovci	338	164	136	-	77	10	-	115
Severnobačanska oblast	144	130	104	34	-	-	-	-
<i>Kikinda</i>	144	130	104	34	-	-	-	-
Severnobačka oblast	1379	876	238	42	684	326	21	68
<i>Subotica</i>	1379	876	238	42	684	326	21	68
Srednjobanatska oblast	446	185	99	3	228	82	-	20
<i>Zrenjanin</i>	446	185	99	3	228	82	-	20
Sremska oblast	224	200	198	26	-	-	-	-
<i>Sremska Mitrovica</i>	224	200	198	26	-	-	-	-
SRBIJA – JUG	12251	7338	3422	906	4135	2583	309	896
<b>Region Šumadije i Zapadne Srbije</b>	<b>5661</b>	<b>3624</b>	<b>1920</b>	<b>525</b>	<b>1783</b>	<b>1068</b>	<b>115</b>	<b>250</b>
Zlatiborska oblast	626	451	247	71	212	82	3	11
<i>Grad Užice</i>	626	451	247	71	212	82	3	11
Užice	626	451	247	71	212	82	3	11
Kolubarska oblast	226	147	116	28	66	16	-	-
<i>Valjevo</i>	226	147	116	28	66	16	-	-
Mačvanska oblast	531	373	373	158	-	-	-	-
<i>Šabac</i>	531	373	373	158	-	-	-	-
Moravička oblast	502	175	137	67	175	93	1	29
<i>Čačak</i>	502	175	137	67	175	93	1	29

**2.8. Students at higher schools (colleges) and faculties by sex, cycles of studies by regions, areas and municipalities (continued)**

	All	Women	Higher schools (colleges)		Faculties/Academies of arts			
			Graduated at first cycle studies	graduated at second cycle studies	Graduated at first cycle studies	graduated at second cycle studies	graduated at third cycle studies	Old programme
Pomoravska oblast	666	557	383	38	169	68	-	8
<i>Jagodina</i>	245	221	-	-	169	68	-	8
Čuprija	421	336	383	38	-	-	-	-
Rasinska oblast	583	343	466	117	-	-	-	-
<i>Kruševac</i>	404	296	336	68	-	-	-	-
Trstenik	179	47	130	49	-	-	-	-
Raška oblast	440	256	-	-	324	99	3	14
<i>Kraljevo</i>	86	27	-	-	44	25	3	14
Vrnjačka Banja	61	43	-	-	45	16	-	-
Novi Pazar	293	186	-	-	235	58	-	-
Šumadijska oblast	2087	1322	198	46	837	710	108	188
<i>Kragujevac</i>	2004	1269	143	18	837	710	108	188
Arandjelovac	83	53	55	28	-	-	-	-
<b>Region Južne i Istočne Srbije</b>	<b>6590</b>	<b>3714</b>	<b>1502</b>	<b>381</b>	<b>2352</b>	<b>1515</b>	<b>194</b>	<b>646</b>
Borska oblast	171	95	-	-	106	29	6	30
<i>Bor</i>	171	95	-	-	106	29	6	30
Braničevska oblast	106	42	106	-	-	-	-	-
<i>Grad Požarevac</i>	106	42	106	-	-	-	-	-
Požarevac	106	42	106	-	-	-	-	-
Zaječarska oblast	144	85	-	-	116	10	16	2
<i>Zaječar</i>	144	85	-	-	116	10	16	2
Jablanička oblast	496	332	271	115	61	20	7	22
<i>Leskovac</i>	496	332	271	115	61	20	7	22
Nišavska oblast	4579	2544	390	113	1971	1348	165	592
<i>Grad Niš</i>	4396	2374	243	77	1971	1348	165	592
Medijana	2435	1568	-	-	1194	844	123	274
Palilula	1230	542	-	-	622	314	34	260
Crveni krst	731	264	243	77	155	190	8	58
Aleksinac	183	170	147	36	-	-	-	-
Pirotska oblast	57	52	47	10	-	-	-	-
<i>Pirot</i>	57	52	47	10	-	-	-	-
Pčinjska oblast	323	231	106	11	98	108	-	-
<i>Grad Vranje</i>	323	231	106	11	98	108	-	-
Vranje	323	231	106	11	98	108	-	-
Toplička oblast	714	333	582	132	-	-	-	-
<i>Prokuplje</i>	167	73	124	43	-	-	-	-
Blace	547	260	458	89	-	-	-	-
<b>Region Kosovo i Metohija</b>	...	...	...	...	...	...	...	...

## 2.9. Students by ethnicity

	Sex	Total	Ethnicity								
			Serbs	Albani-ans	Aus-trians	Ashkali	Bos-niaks	Bulga-rians	Bunjevci	Vala-chians	The Go-ranci
<b>REPUBLIC OF SERIBA</b>	<b>All</b>	<b>51596</b>	<b>44043</b>	<b>44</b>	<b>5</b>	<b>4</b>	<b>364</b>	<b>11</b>	<b>12</b>	<b>4</b>	<b>39</b>
	<b>Men</b>	<b>21460</b>	<b>18797</b>	<b>21</b>	<b>1</b>	<b>-</b>	<b>179</b>	<b>8</b>	<b>6</b>	<b>1</b>	<b>24</b>
	<b>Women</b>	<b>30136</b>	<b>25246</b>	<b>23</b>	<b>4</b>	<b>4</b>	<b>185</b>	<b>3</b>	<b>6</b>	<b>3</b>	<b>15</b>
Higher schools (colleges)	All	12252	10612	14	-	1	32	4	3	-	12
	Men	5401	4765	8	-	-	22	4	1	-	7
	Women	6851	5847	6	-	1	10	-	2	-	5
Faculties and academies of arts	All	39344	33431	30	5	3	332	7	9	4	27
	Men	16059	14032	13	1	-	157	4	5	1	17
	Women	23285	19399	17	4	3	175	3	4	3	10
SRBIJA – SEVER	All	39345	32692	36	3	4	153	6	12	4	30
	Men	16547	14181	17	-	-	82	4	6	1	21
	Women	22798	18511	19	3	4	71	2	6	3	9
Higher schools (colleges)	All	7924	6570	11	-	1	6	1	3	-	7
	Men	3520	2986	6	-	-	5	1	1	-	6
	Women	4404	3584	5	-	1	1	-	2	-	1
Faculties and academies of arts	All	31421	26122	25	3	3	147	5	9	4	23
	Men	13027	11195	11	-	-	77	3	5	1	15
	Women	18394	14927	14	3	3	70	2	4	3	8
<b>Beogradski region</b>	<b>All</b>	<b>27384</b>	<b>24025</b>	<b>25</b>	<b>3</b>	<b>3</b>	<b>119</b>	<b>2</b>	<b>2</b>	<b>4</b>	<b>23</b>
	<b>Men</b>	<b>11583</b>	<b>10396</b>	<b>14</b>	<b>-</b>	<b>-</b>	<b>59</b>	<b>1</b>	<b>1</b>	<b>1</b>	<b>16</b>
	<b>Women</b>	<b>15801</b>	<b>13629</b>	<b>11</b>	<b>3</b>	<b>3</b>	<b>60</b>	<b>1</b>	<b>1</b>	<b>3</b>	<b>7</b>
Higher schools (colleges)	All	6109	5268	11	-	1	3	-	-	-	7
	Men	2877	2553	6	-	-	2	-	-	-	6
	Women	3232	2715	5	-	1	1	-	-	-	1
Faculties and academies of arts	All	21275	18757	14	3	2	116	2	2	4	16
	Men	8706	7843	8	-	-	57	1	1	1	10
	Women	12569	10914	6	3	2	59	1	1	3	6
<b>Region Vojvodine</b>	<b>All</b>	<b>11961</b>	<b>8667</b>	<b>11</b>	<b>-</b>	<b>1</b>	<b>34</b>	<b>4</b>	<b>10</b>	<b>-</b>	<b>7</b>
	<b>Men</b>	<b>4964</b>	<b>3785</b>	<b>3</b>	<b>-</b>	<b>-</b>	<b>23</b>	<b>3</b>	<b>5</b>	<b>-</b>	<b>5</b>
	<b>Women</b>	<b>6997</b>	<b>4882</b>	<b>8</b>	<b>-</b>	<b>1</b>	<b>11</b>	<b>1</b>	<b>5</b>	<b>-</b>	<b>2</b>
Higher schools (colleges)	All	1815	1302	-	-	-	3	1	3	-	-
	Men	643	433	-	-	-	3	1	1	-	-
	Women	1172	869	-	-	-	-	-	2	-	-
Faculties and academies of arts	All	10146	7365	11	-	1	31	3	7	-	7
	Men	4321	3352	3	-	-	20	2	4	-	5
	Women	5825	4013	8	-	1	11	1	3	-	2

**(Part 1)**

Ethnicity											Sex	
Greeks	Danes	Egyptians	Italians	Jews	Armenians	Yugoslavs	Chinese	Hungarians	Macedonians	Muslims		
12	3	1	1	2	2	32	19	628	47	67	All	REPUBLIC OF SERBIA
6	-	1	1	1	2	29	8	292	25	25	Men	
6	3	-	-	1	-	3	11	336	22	42	Women	
-	-	-	1	1	1	4	4	162	1	15	All	Higher schools (colleges)
-	-	-	1	-	1	4	1	97	1	7	Men	
-	-	-	-	1	-	-	3	65	-	8	Women	
12	3	1	-	1	1	28	15	466	46	52	All	Faculties and academies of arts
6	-	1	-	1	1	25	7	195	24	18	Men	
6	3	-	-	-	-	3	8	271	22	34	Women	
8	2	-	1	2	2	31	10	607	44	49	All	SRBIJA – SEVER
4	-	-	1	1	2	28	3	285	24	19	Men	
4	2	-	-	1	-	3	7	322	20	30	Women	
-	-	-	1	1	1	3	2	158	1	8	All	Higher schools (colleges)
-	-	-	1	-	1	3	-	96	1	4	Men	
-	-	-	-	1	-	-	2	62	-	4	Women	
8	2	-	-	1	1	28	8	449	43	41	All	Faculties and academies of arts
4	-	-	-	1	1	25	3	189	23	15	Men	
4	2	-	-	-	-	3	5	260	20	26	Women	
8	2	-	-	1	1	18	7	79	25	34	All	Beogradski region
4	-	-	-	-	1	17	1	39	15	12	Men	
4	2	-	-	1	-	1	6	40	10	22	Women	
-	-	-	-	1	1	1	2	17	1	6	All	Higher schools (colleges)
-	-	-	-	-	1	1	-	7	1	3	Men	
-	-	-	-	1	-	-	2	10	-	3	Women	
8	2	-	-	-	-	17	5	62	24	28	All	Faculties and academies of arts
4	-	-	-	-	-	16	1	32	14	9	Men	
4	2	-	-	-	-	1	4	30	10	19	Women	
-	-	-	1	1	1	13	3	528	19	15	All	Region Vojvodine
-	-	-	1	1	1	11	2	246	9	7	Men	
-	-	-	-	-	-	2	1	282	10	8	Women	
-	-	-	1	-	-	2	-	141	-	2	All	Higher schools (colleges)
-	-	-	1	-	-	2	-	89	-	1	Men	
-	-	-	-	-	-	-	-	52	-	1	Women	
-	-	-	-	1	1	11	3	387	19	13	All	Faculties and academies of arts
-	-	-	-	1	1	9	2	157	9	6	Men	
-	-	-	-	-	-	2	1	230	10	7	Women	

## 2.9. Students by ethnicity

	Sex	Total	Ethnicity								
			Serbs	Albani-ans	Aus-trians	Ashkali	Bos-niaks	Bulga-rians	Bunjevci	Vala-chians	The Go-ranci
SRBIJA – JUG	All	12251	11351	8	2	-	211	5	-	-	9
	Men	4913	4616	4	1	-	97	4	-	-	3
	Women	7338	6735	4	1	-	114	1	-	-	6
Higher schools (colleges)	All	4328	4042	3	-	-	26	3	-	-	5
	Men	1881	1779	2	-	-	17	3	-	-	1
	Women	2447	2263	1	-	-	9	-	-	-	4
Faculties and academies of arts	All	7923	7309	5	2	-	185	2	-	-	4
	Men	3032	2837	2	1	-	80	1	-	-	2
	Women	4891	4472	3	1	-	105	1	-	-	2
<b>Region Šumadije i Zapadne Srbije</b>	<b>All</b>	<b>5661</b>	<b>5059</b>	<b>3</b>	<b>-</b>	<b>-</b>	<b>206</b>	<b>-</b>	<b>-</b>	<b>-</b>	<b>4</b>
	<b>Men</b>	<b>2037</b>	<b>1858</b>	<b>2</b>	<b>-</b>	<b>-</b>	<b>93</b>	<b>-</b>	<b>-</b>	<b>-</b>	<b>2</b>
	<b>Women</b>	<b>3624</b>	<b>3201</b>	<b>1</b>	<b>-</b>	<b>-</b>	<b>113</b>	<b>-</b>	<b>-</b>	<b>-</b>	<b>2</b>
Higher schools (colleges)	All	2445	2276	2	-	-	26	-	-	-	2
	Men	972	925	1	-	-	17	-	-	-	1
	Women	1473	1351	1	-	-	9	-	-	-	1
Faculties and academies of arts	All	3216	2783	1	-	-	180	-	-	-	2
	Men	1065	933	1	-	-	76	-	-	-	1
	Women	2151	1850	-	-	-	104	-	-	-	1
<b>Region Južne i Istočne Srbije</b>	<b>All</b>	<b>6590</b>	<b>6292</b>	<b>5</b>	<b>2</b>	<b>-</b>	<b>5</b>	<b>5</b>	<b>-</b>	<b>-</b>	<b>5</b>
	<b>Men</b>	<b>2876</b>	<b>2758</b>	<b>2</b>	<b>1</b>	<b>-</b>	<b>4</b>	<b>4</b>	<b>-</b>	<b>-</b>	<b>1</b>
	<b>Women</b>	<b>3714</b>	<b>3534</b>	<b>3</b>	<b>1</b>	<b>-</b>	<b>1</b>	<b>1</b>	<b>-</b>	<b>-</b>	<b>4</b>
Higher schools (colleges)	All	1883	1766	1	-	-	-	3	-	-	3
	Men	909	854	1	-	-	-	3	-	-	-
	Women	974	912	-	-	-	-	-	-	-	3
Faculties and academies of arts	All	4707	4526	4	2	-	5	2	-	-	2
	Men	1967	1904	1	1	-	4	1	-	-	1
	Women	2740	2622	3	1	-	1	1	-	-	1
<b>Region Kosovo i Metohija</b>	<b>All</b>	<b>...</b>	<b>...</b>	<b>...</b>	<b>...</b>	<b>...</b>	<b>...</b>	<b>...</b>	<b>...</b>	<b>...</b>	<b>...</b>

**(Part 1)** (continued)

Ethnicity											Sex	
Greeks	Danes	Egyptians	Italians	Jews	Armenians	Yugoslavs	Chinese	Hungarians	Macedonians	Muslims		
4	1	1	-	-	-	1	9	21	3	18	All	SRBIJA – JUG
2	-	1	-	-	-	1	5	7	1	6	Men	
2	1	-	-	-	-	-	4	14	2	12	Women	
-	-	-	-	-	-	1	2	4	-	7	All	Faculties and academies of arts
-	-	-	-	-	-	1	1	1	-	3	Men	
-	-	-	-	-	-	-	1	3	-	4	Women	
4	1	1	-	-	-	-	7	17	3	11	All	Faculties and academies of arts
2	-	1	-	-	-	-	4	6	1	3	Men	
2	1	-	-	-	-	-	3	11	2	8	Women	
-	-	-	-	-	-	-	7	17	-	16	<b>All</b>	<b>Region Šumadije i Zapadne Srbije</b>
-	-	-	-	-	-	-	4	5	-	5	<b>Men</b>	
-	-	-	-	-	-	-	3	12	-	11	<b>Women</b>	
-	-	-	-	-	-	-	1	3	-	6	All	Higher schools (colleges)
-	-	-	-	-	-	-	1	-	-	3	Men	
-	-	-	-	-	-	-	-	3	-	3	Women	
-	-	-	-	-	-	-	6	14	-	10	All	Fakulteti i akademije umetnosti
-	-	-	-	-	-	-	3	5	-	2	Men	
-	-	-	-	-	-	-	3	9	-	8	Women	
4	1	1	-	-	-	1	2	4	3	2	<b>All</b>	<b>Region Južne i Istočne Srbije</b>
2	-	1	-	-	-	1	1	2	1	1	<b>Men</b>	
2	1	-	-	-	-	-	1	2	2	1	<b>Women</b>	
-	-	-	-	-	-	1	1	1	-	1	All	Higher schools (colleges)
-	-	-	-	-	-	1	-	1	-	-	Men	
-	-	-	-	-	-	-	1	-	-	1	Women	
4	1	1	-	-	-	-	1	3	3	1	All	Faculties and academies of arts
2	-	1	-	-	-	-	1	1	1	1	Men	
2	1	-	-	-	-	-	-	2	2	-	Women	
...	...	...	...	...	...	...	...	...	...	...	<b>All</b>	<b>Region Kosovo i Metohija</b>

## 2.9. Students by ethnicity

	Sex	Ethnicity									
		Ger- mans	Poles	Romas	Roma- nians	Russians	Ruthe- nians	Slovacks	Slove- nians	Ukrai- nians	French
<b>REPUBLIC OF SERBIA</b>	<b>All</b>	<b>5</b>	<b>2</b>	<b>49</b>	<b>46</b>	<b>10</b>	<b>74</b>	<b>140</b>	<b>13</b>	<b>12</b>	<b>1</b>
	<b>Men</b>	<b>3</b>	<b>1</b>	<b>27</b>	<b>16</b>	<b>3</b>	<b>29</b>	<b>48</b>	<b>9</b>	<b>7</b>	<b>1</b>
	<b>Women</b>	<b>2</b>	<b>1</b>	<b>22</b>	<b>30</b>	<b>7</b>	<b>45</b>	<b>92</b>	<b>4</b>	<b>5</b>	<b>-</b>
Higher schools (colleges)	All	-	-	21	12	-	14	31	3	3	-
	Men	-	-	10	4	-	5	7	2	2	-
	Women	-	-	11	8	-	9	24	1	1	-
Higher schools (colleges)	All	5	2	28	34	10	60	109	10	9	1
	Men	3	1	17	12	3	24	41	7	5	1
	Women	2	1	11	22	7	36	68	3	4	-
<b>SRBIJA – SEVER</b>	<b>All</b>	<b>3</b>	<b>2</b>	<b>40</b>	<b>45</b>	<b>10</b>	<b>74</b>	<b>136</b>	<b>13</b>	<b>11</b>	<b>1</b>
	<b>Men</b>	<b>1</b>	<b>1</b>	<b>22</b>	<b>16</b>	<b>3</b>	<b>29</b>	<b>46</b>	<b>9</b>	<b>7</b>	<b>1</b>
	<b>Women</b>	<b>2</b>	<b>1</b>	<b>18</b>	<b>29</b>	<b>7</b>	<b>45</b>	<b>90</b>	<b>4</b>	<b>4</b>	<b>-</b>
Higher schools (colleges)	All	-	-	15	11	-	14	30	3	2	-
	Men	-	-	8	4	-	5	7	2	2	-
	Women	-	-	7	7	-	9	23	1	-	-
Higher schools (colleges)	All	3	2	25	34	10	60	106	10	9	1
	Men	1	1	14	12	3	24	39	7	5	1
	Women	2	1	11	22	7	36	67	3	4	-
<b>Beogradski region</b>	<b>All</b>	<b>1</b>	<b>1</b>	<b>17</b>	<b>16</b>	<b>8</b>	<b>10</b>	<b>31</b>	<b>9</b>	<b>2</b>	<b>-</b>
	<b>Men</b>	<b>1</b>	<b>-</b>	<b>11</b>	<b>5</b>	<b>2</b>	<b>1</b>	<b>13</b>	<b>5</b>	<b>1</b>	<b>-</b>
	<b>Women</b>	<b>-</b>	<b>1</b>	<b>6</b>	<b>11</b>	<b>6</b>	<b>9</b>	<b>18</b>	<b>4</b>	<b>1</b>	<b>-</b>
Higher schools (colleges)	All	-	-	6	3	-	4	10	2	-	-
	Men	-	-	4	1	-	-	5	1	-	-
	Women	-	-	2	2	-	4	5	1	-	-
Higher schools (colleges)	All	1	1	11	13	8	6	21	7	2	-
	Men	1	-	7	4	2	1	8	4	1	-
	Women	-	1	4	9	6	5	13	3	1	-
<b>Region Vojvodine</b>	<b>All</b>	<b>2</b>	<b>1</b>	<b>23</b>	<b>29</b>	<b>2</b>	<b>64</b>	<b>105</b>	<b>4</b>	<b>9</b>	<b>1</b>
	<b>Men</b>	<b>-</b>	<b>1</b>	<b>11</b>	<b>11</b>	<b>1</b>	<b>28</b>	<b>33</b>	<b>4</b>	<b>6</b>	<b>1</b>
	<b>Women</b>	<b>2</b>	<b>-</b>	<b>12</b>	<b>18</b>	<b>1</b>	<b>36</b>	<b>72</b>	<b>-</b>	<b>3</b>	<b>-</b>
Higher schools (colleges)	All	-	-	9	8	-	10	20	1	2	-
	Men	-	-	4	3	-	5	2	1	2	-
	Women	-	-	5	5	-	5	18	-	-	-
Higher schools (colleges)	All	2	1	14	21	2	54	85	3	7	1
	Men	-	1	7	8	1	23	31	3	4	1
	Women	2	-	7	13	1	31	54	-	3	-



**(Part 2)**

Ethnicity									Sex	
Croats	Aromanians	Montegrins	Czechs	Other (ethnicity registered but not mentioned previously na nacionalna pripadnost koja nije	Ethnicity not declared nor chosen by Article 47 of the Constituions of RS	Ethnicity declared in terms of regional affiliation li se u smislu regionalne pripadnosti	Boyash	Unknown		
<b>121</b>	<b>4</b>	<b>241</b>	<b>5</b>	<b>63</b>	<b>1416</b>	<b>40</b>	<b>7</b>	<b>4007</b>	<b>All</b>	<b>REPUBLIKA SRBIJA</b>
<b>56</b>	<b>-</b>	<b>140</b>	<b>2</b>	<b>42</b>	<b>418</b>	<b>31</b>	<b>3</b>	<b>1197</b>	<b>Men</b>	
<b>65</b>	<b>4</b>	<b>101</b>	<b>3</b>	<b>21</b>	<b>998</b>	<b>9</b>	<b>4</b>	<b>2810</b>	<b>Women</b>	
23	-	49	-	2	230	6	-	991	All	Higher schools (colleges)
13	-	34	-	2	72	4	-	327	Men	
10	-	15	-	-	158	2	-	664	Women	
98	4	192	5	61	1186	34	7	3016	All	Faculties and academies of arts
43	-	106	2	40	346	27	3	870	Men	
55	4	86	3	21	840	7	4	2146	Women	
118	4	225	5	60	1393	40	6	3463	All	SRBIJA – SEVER
54	-	128	2	41	411	31	3	1063	Men	
64	4	97	3	19	982	9	3	2400	Women	
23	-	38	-	2	220	6	-	786	All	Higher schools (colleges)
13	-	26	-	2	69	4	-	267	Men	
10	-	12	-	-	151	2	-	519	Women	
95	4	187	5	58	1173	34	6	2677	All	Faculties and academies of arts
41	-	102	2	39	342	27	3	796	Men	
54	4	85	3	19	831	7	3	1881	Women	
<b>35</b>	<b>4</b>	<b>134</b>	<b>2</b>	<b>58</b>	<b>227</b>	<b>28</b>	<b>5</b>	<b>2415</b>	<b>All</b>	<b>Beogradski region</b>
<b>17</b>	<b>-</b>	<b>79</b>	<b>-</b>	<b>40</b>	<b>76</b>	<b>25</b>	<b>3</b>	<b>727</b>	<b>Men</b>	
<b>18</b>	<b>4</b>	<b>55</b>	<b>2</b>	<b>18</b>	<b>151</b>	<b>3</b>	<b>2</b>	<b>1688</b>	<b>Women</b>	
6	-	32	-	2	29	2	-	694	All	Higher schools (colleges)
4	-	23	-	2	9	2	-	246	Men	
2	-	9	-	-	20	-	-	448	Women	
29	4	102	2	56	198	26	5	1721	All	Faculties and academies of arts
13	-	56	-	38	67	23	3	481	Men	
16	4	46	2	18	131	3	2	1240	Women	
<b>83</b>	<b>-</b>	<b>91</b>	<b>3</b>	<b>2</b>	<b>1166</b>	<b>12</b>	<b>1</b>	<b>1048</b>	<b>All</b>	<b>Region Vojvodine</b>
<b>37</b>	<b>-</b>	<b>49</b>	<b>2</b>	<b>1</b>	<b>335</b>	<b>6</b>	<b>-</b>	<b>336</b>	<b>Men</b>	
<b>46</b>	<b>-</b>	<b>42</b>	<b>1</b>	<b>1</b>	<b>831</b>	<b>6</b>	<b>1</b>	<b>712</b>	<b>Women</b>	
17	-	6	-	-	191	4	-	92	All	Higher schools (colleges)
9	-	3	-	-	60	2	-	21	Men	
8	-	3	-	-	131	2	-	71	Women	
66	-	85	3	2	975	8	1	956	All	Faculties and academies of arts
28	-	46	2	1	275	4	-	315	Men	
38	-	39	1	1	700	4	1	641	Women	



## 2.9. Students by ethnicity

	Sex	Ethnicity									
		Ger- mans	Poles	Romas	Roma- nians	Russians	Ruthe- nians	Slovacks	Slove- nians	Ukrai- nians	French
SRBIJA – JUG	All	2	-	9	1	-	-	4	-	1	-
	Men	2	-	5	-	-	-	2	-	-	-
	Women	-	-	4	1	-	-	2	-	1	-
Higher schools (colleges)	All	-	-	6	1	-	-	1	-	1	-
	Men	-	-	2	-	-	-	-	-	-	-
	Women	-	-	4	1	-	-	1	-	1	-
Higher schools (colleges)	All	2	-	3	-	-	-	3	-	-	-
	Men	2	-	3	-	-	-	2	-	-	-
	Women	-	-	-	-	-	-	1	-	-	-
Region Šumadije i Zapadne Srbije	All	1	-	4	1	-	-	1	-	1	-
	Men	1	-	3	-	-	-	-	-	-	-
	Women	-	-	1	1	-	-	1	-	1	-
Higher schools (colleges)	All	-	-	3	1	-	-	-	-	1	-
	Men	-	-	2	-	-	-	-	-	-	-
	Women	-	-	1	1	-	-	-	-	1	-
Fakulteti i akademije umetnosti	All	1	-	1	-	-	-	1	-	-	-
	Men	1	-	1	-	-	-	-	-	-	-
	Women	-	-	-	-	-	-	1	-	-	-
Region Južne i Istočne Srbije	All	1	-	5	-	-	-	3	-	-	-
	Men	1	-	2	-	-	-	2	-	-	-
	Women	-	-	3	-	-	-	1	-	-	-
Higher schools (colleges)	All	-	-	3	-	-	-	1	-	-	-
	Men	-	-	-	-	-	-	-	-	-	-
	Women	-	-	3	-	-	-	1	-	-	-
Higher schools (colleges)	All	1	-	2	-	-	-	2	-	-	-
	Men	1	-	2	-	-	-	2	-	-	-
	Women	-	-	-	-	-	-	-	-	-	-
Region Kosovo i Metohija	All	...	...	...	...	...	...	...	...	...	...

**(Part 2)** (continued)

Ethnicity									Sex	
Croats	Aromans	Montegrins	Czechs	Other (ethnicity registered but not mentioned previously na nacionalna pripadnost koja nije	Ethnicity not declared nor chosen by Article 47 of the Constituions of RS	Ethnicity declared in terms of regional affiliation li se u smislu regionalne pripadnosti	Boyash	Unknown		
3	-	16	-	3	23	-	1	544	All	SRBIJA – JUG
2	-	12	-	1	7	-	-	134	Men	
1	-	4	-	2	16	-	1	410	Women	
-	-	11	-	-	10	-	-	205	All	Higher schools (colleges)
-	-	8	-	-	3	-	-	60	Men	
-	-	3	-	-	7	-	-	145	Women	
3	-	5	-	3	13	-	1	339	All	Faculties and academies of arts
2	-	4	-	1	4	-	-	74	Men	
1	-	1	-	2	9	-	1	265	Women	
<b>2</b>	<b>-</b>	<b>6</b>	<b>-</b>	<b>-</b>	<b>7</b>	<b>-</b>	<b>1</b>	<b>325</b>	<b>All</b>	<b>Region Šumadije i Zapadne Srbije</b>
<b>1</b>	<b>-</b>	<b>5</b>	<b>-</b>	<b>-</b>	<b>2</b>	<b>-</b>	<b>-</b>	<b>56</b>	<b>Men</b>	
<b>1</b>	<b>-</b>	<b>1</b>	<b>-</b>	<b>-</b>	<b>5</b>	<b>-</b>	<b>1</b>	<b>269</b>	<b>Women</b>	
-	-	6	-	-	4	-	-	114	All	Higher schools (colleges)
-	-	5	-	-	1	-	-	16	Men	
-	-	1	-	-	3	-	-	98	Women	
2	-	-	-	-	3	-	1	211	All	Faculties and academies of arts
1	-	-	-	-	1	-	-	40	Men	
1	-	-	-	-	2	-	1	171	Women	
<b>1</b>	<b>-</b>	<b>10</b>	<b>-</b>	<b>3</b>	<b>16</b>	<b>-</b>	<b>-</b>	<b>219</b>	<b>All</b>	<b>Region Južne i Istočne Srbije</b>
<b>1</b>	<b>-</b>	<b>7</b>	<b>-</b>	<b>1</b>	<b>5</b>	<b>-</b>	<b>-</b>	<b>78</b>	<b>Men</b>	
<b>-</b>	<b>-</b>	<b>3</b>	<b>-</b>	<b>2</b>	<b>11</b>	<b>-</b>	<b>-</b>	<b>141</b>	<b>Women</b>	
-	-	5	-	-	6	-	-	91	All	Higher schools (colleges)
-	-	3	-	-	2	-	-	44	Men	
-	-	2	-	-	4	-	-	47	Women	
1	-	5	-	3	10	-	-	128	All	Faculties and academies of arts
1	-	4	-	1	3	-	-	34	Men	
-	-	1	-	2	7	-	-	94	Women	
...	...	...	...	...	...	...	...	...	<b>All</b>	<b>Region Kosovo i Metohija</b>

## 2.10. Foreign students

	Republic of Serbia														
	Total		Srbija-sever		Beogradski region		Region Vojvodine		Srbija-jug		Region Šumadije i Zapadne Srbije		Region Južne i Istočne Srbije		Region Kosovo i Metohija
	All	Women	All	Women	All	Women	All	Women	All	Women	All	Women	All	Women	
<b>Total</b>	<b>2008</b>	<b>999</b>	<b>1831</b>	<b>928</b>	<b>1117</b>	<b>550</b>	<b>714</b>	<b>378</b>	<b>177</b>	<b>71</b>	<b>131</b>	<b>58</b>	<b>46</b>	<b>13</b>	...
Antigua and Barbuda	3	1	2	1	2	1	-	-	1	-	-	-	1	-	...
Albania	1	1	1	1	1	1	-	-	-	-	-	-	-	-	...
Angola	1	1	1	1	1	1	-	-	-	-	-	-	-	-	...
Argentina	1	1	1	1	1	1	-	-	-	-	-	-	-	-	...
Austria	5	3	5	3	4	2	1	1	-	-	-	-	-	-	...
Australia	1	-	1	-	-	-	1	-	-	-	-	-	-	-	...
Bosnia and Herzegovina	1071	565	1008	540	513	271	495	269	63	25	58	24	5	1	...
Bangladesh	1	-	1	-	1	-	-	-	-	-	-	-	-	-	...
Bulgaria	1	1	1	1	1	1	-	-	-	-	-	-	-	-	...
Brazil	1	-	1	-	1	-	-	-	-	-	-	-	-	-	...
Bahamas	1	-	1	-	-	-	1	-	-	-	-	-	-	-	...
Canada	3	2	2	2	2	2	-	-	1	-	1	-	-	-	...
China	1	1	1	1	1	1	-	-	-	-	-	-	-	-	...
Cyprus	1	-	1	-	1	-	-	-	-	-	-	-	-	-	...
Germany	2	1	2	1	2	1	-	-	-	-	-	-	-	-	...
Dominica	1	1	1	1	1	1	-	-	-	-	-	-	-	-	...
Spain	1	1	-	-	-	-	-	-	1	1	-	-	1	1	...
France	1	-	1	-	-	-	1	-	-	-	-	-	-	-	...
Grenada	1	-	1	-	1	-	-	-	-	-	-	-	-	-	...
Ghana	1	-	1	-	1	-	-	-	-	-	-	-	-	-	...
Greece	14	8	8	5	8	5	-	-	6	3	-	-	6	3	...
Croatia	106	51	102	50	33	14	69	36	4	1	1	1	3	-	...
Hungary	14	9	14	9	2	1	12	8	-	-	-	-	-	-	...
Iraq	3	-	2	-	2	-	-	-	1	-	-	-	1	-	...
Iran	1	1	1	1	1	1	-	-	-	-	-	-	-	-	...
Italy	2	1	2	1	2	1	-	-	-	-	-	-	-	-	...
Jamaica	1	1	1	1	1	1	-	-	-	-	-	-	-	-	...
Japan	1	-	1	-	1	-	-	-	-	-	-	-	-	-	...
Kenya	3	3	3	3	3	3	-	-	-	-	-	-	-	-	...
Lebanon	1	-	1	-	1	-	-	-	-	-	-	-	-	-	...
Sri Lanka	1	1	1	1	1	1	-	-	-	-	-	-	-	-	...
Libyan Arab Jamahiriya	66	14	66	14	64	13	2	1	-	-	-	-	-	-	...
Republic of Montenegro	585	274	494	238	394	190	100	48	91	36	68	30	23	6	...
FY Republic of Macedonia	32	17	29	15	25	13	4	2	3	2	1	1	2	1	...
Mali	1	1	1	1	1	1	-	-	-	-	-	-	-	-	...

## 2.10. Foreign students (continued)

	Republic of Serbia														
	Total		Srbija-sever		Beogradski region		Region Vojvodine		Srbija-jug		Region Šumadije i Zapadne Srbije		Region Južne i Istočne Srbije		Region Koso- vo i Metohija
	All	Women	All	Women	All	Women	All	Women	All	Women	All	Women	All	Women	
Malta	1	-	1	-	1	-	-	-	-	-	-	-	-	-	...
Mexico	1	1	1	1	1	1	-	-	-	-	-	-	-	-	...
Nigeria	2	1	2	1	2	1	-	-	-	-	-	-	-	-	...
Norway	1	-	1	-	1	-	-	-	-	-	-	-	-	-	...
Reunion	4	1	3	1	3	1	-	-	1	-	-	-	1	-	...
Romania	8	6	6	4	2	1	4	3	2	2	1	1	1	1	...
Russian Federation	18	13	17	12	9	7	8	5	1	1	1	1	-	-	...
Rwanda	6	4	6	4	-	-	6	4	-	-	-	-	-	-	...
Saudi Arabia	3	-	1	-	-	-	1	-	2	-	-	-	2	-	...
Seychelles	1	-	1	-	1	-	-	-	-	-	-	-	-	-	...
Sudan	4	-	4	-	4	-	-	-	-	-	-	-	-	-	...
Sweden	1	1	1	1	1	1	-	-	-	-	-	-	-	-	...
Slovenia	9	5	9	5	6	4	3	1	-	-	-	-	-	-	...
Suriname	1	1	1	1	1	1	-	-	-	-	-	-	-	-	...
Syrian Arab Republic	7	1	7	1	3	1	4	-	-	-	-	-	-	-	...
Ukraine	2	-	2	-	1	-	1	-	-	-	-	-	-	-	...
USA	3	2	3	2	3	2	-	-	-	-	-	-	-	-	...
Vatican – Holy See	1	1	1	1	1	1	-	-	-	-	-	-	-	-	...
Samoa	1	-	1	-	1	-	-	-	-	-	-	-	-	-	...
Palestine Liberation Organisation	1	1	1	1	1	1	-	-	-	-	-	-	-	-	...
Yemen	1	-	1	-	-	-	1	-	-	-	-	-	-	-	...
South Africa	2	1	2	1	2	1	-	-	-	-	-	-	-	-	...

## 2.11. Students by father's and mother's educational attainment

	Total	Father's educational attainment						Mother's educational attainment					
		Primary school and lower	Secondary school	higher or high school	Master degree	Doctorate	Un-known	Primary school and lower	Secondary school	higher or high school	Master degree	Doctorate	Un-known
<b>REPUBLIC OF SERBIA</b>	<b>51596</b>	<b>1964</b>	<b>27067</b>	<b>15666</b>	<b>2644</b>	<b>893</b>	<b>3362</b>	<b>2945</b>	<b>28686</b>	<b>13864</b>	<b>2414</b>	<b>489</b>	<b>3198</b>
Higher schools (colleges)	12252	727	7773	2483	353	86	830	1030	8030	2074	293	37	788
Faculties and academies of arts	39344	1237	19294	13183	2291	807	2532	1915	20656	11790	2121	452	2410
<b>SRBIJA – SEVER</b>	<b>39345</b>	<b>1251</b>	<b>19863</b>	<b>12609</b>	<b>2248</b>	<b>759</b>	<b>2615</b>	<b>1869</b>	<b>21024</b>	<b>11433</b>	<b>2116</b>	<b>434</b>	<b>2469</b>
Higher schools (colleges)	7924	375	4918	1726	267	66	572	569	5070	1483	235	31	536
Faculties and academies of arts	31421	876	14945	10883	1981	693	2043	1300	15954	9950	1881	403	1933
<b>Beogradski region</b>	<b>27384</b>	<b>749</b>	<b>13193</b>	<b>9255</b>	<b>1706</b>	<b>576</b>	<b>1905</b>	<b>1132</b>	<b>14091</b>	<b>8395</b>	<b>1618</b>	<b>337</b>	<b>1811</b>
Higher schools (colleges)	6109	238	3637	1418	233	61	522	375	3804	1209	197	26	498
Faculties and academies of arts	21275	511	9556	7837	1473	515	1383	757	10287	7186	1421	311	1313
<b>Region Vojvodine</b>	<b>11961</b>	<b>502</b>	<b>6670</b>	<b>3354</b>	<b>542</b>	<b>183</b>	<b>710</b>	<b>737</b>	<b>6933</b>	<b>3038</b>	<b>498</b>	<b>97</b>	<b>658</b>
Higher schools (colleges)	1815	137	1281	308	34	5	50	194	1266	274	38	5	38
Faculties and academies of arts	10146	365	5389	3046	508	178	660	543	5667	2764	460	92	620
<b>SRBIJA – JUG</b>	<b>12251</b>	<b>713</b>	<b>7204</b>	<b>3057</b>	<b>396</b>	<b>134</b>	<b>747</b>	<b>1076</b>	<b>7662</b>	<b>2431</b>	<b>298</b>	<b>55</b>	<b>729</b>
Higher schools (colleges)	4328	352	2855	757	86	20	258	461	2960	591	58	6	252
Faculties and academies of arts	7923	361	4349	2300	310	114	489	615	4702	1840	240	49	477
<b>Region Šumadije i Zapadne Srbije</b>	<b>5661</b>	<b>431</b>	<b>3565</b>	<b>1169</b>	<b>116</b>	<b>40</b>	<b>340</b>	<b>604</b>	<b>3713</b>	<b>895</b>	<b>93</b>	<b>22</b>	<b>334</b>
Higher schools (colleges)	2445	232	1639	391	43	10	130	295	1690	303	30	1	126
Faculties and academies of arts	3216	199	1926	778	73	30	210	309	2023	592	63	21	208
<b>Region Južne i Istočne Srbije</b>	<b>6590</b>	<b>282</b>	<b>3639</b>	<b>1888</b>	<b>280</b>	<b>94</b>	<b>407</b>	<b>472</b>	<b>3949</b>	<b>1536</b>	<b>205</b>	<b>33</b>	<b>395</b>
Higher schools (colleges)	1883	120	1216	366	43	10	128	166	1270	288	28	5	126
Faculties and academies of arts	4707	162	2423	1522	237	84	279	306	2679	1248	177	28	269
<b>Region Kosovo i Metohija</b>	...	...	...	...	...	...	...	...	...	...	...	...	...

## 2.12. Students by age and sex

	Sex	Total	Age											
			20	21	22	23	24	25	26	27	28	29	30-34	35 and over
<b>REPUBLIC OF SERBIA</b>	<b>All</b>	<b>51596</b>	<b>1</b>	<b>182</b>	<b>3191</b>	<b>7344</b>	<b>7277</b>	<b>5946</b>	<b>4446</b>	<b>3172</b>	<b>2467</b>	<b>1934</b>	<b>6853</b>	<b>8783</b>
	Men	21460	-	77	1109	2842	2707	2413	1855	1393	1090	867	3186	3921
	Women	30136	1	105	2082	4502	4570	3533	2591	1779	1377	1067	3667	4862
Higher schools (colleges)	All	12252	-	108	2105	1755	1236	898	668	449	333	399	1695	2606
	Men	5401	-	53	678	773	560	454	341	234	167	194	823	1124
	Women	6851	-	55	1427	982	676	444	327	215	166	205	872	1482
Faculties and academies of arts	All	39344	1	74	1086	5589	6041	5048	3778	2723	2134	1535	5158	6177
	Men	16059	-	24	431	2069	2147	1959	1514	1159	923	673	2363	2797
	Women	23285	1	50	655	3520	3894	3089	2264	1564	1211	862	2795	3380
<b>SRBIJA – SEVER</b>	<b>All</b>	<b>39345</b>	<b>-</b>	<b>122</b>	<b>2017</b>	<b>5595</b>	<b>5594</b>	<b>4541</b>	<b>3439</b>	<b>2458</b>	<b>1957</b>	<b>1484</b>	<b>5388</b>	<b>6750</b>
	Men	16547	-	51	716	2168	2097	1855	1469	1105	868	680	2553	2985
	Women	22798	-	71	1301	3427	3497	2686	1970	1353	1089	804	2835	3765
Higher schools (colleges)	All	7924	-	63	1176	1077	841	599	472	298	235	277	1167	1719
	Men	3520	-	31	381	487	385	294	246	153	117	141	578	707
	Women	4404	-	32	795	590	456	305	226	145	118	136	589	1012
Faculties and academies of arts	All	31421	-	59	841	4518	4753	3942	2967	2160	1722	1207	4221	5031
	Men	13027	-	20	335	1681	1712	1561	1223	952	751	539	1975	2278
	Women	18394	-	39	506	2837	3041	2381	1744	1208	971	668	2246	2753
<b>Beogradski region</b>	<b>All</b>	<b>27384</b>	<b>-</b>	<b>89</b>	<b>1486</b>	<b>3887</b>	<b>3898</b>	<b>3064</b>	<b>2347</b>	<b>1653</b>	<b>1336</b>	<b>1002</b>	<b>3723</b>	<b>4899</b>
	Men	11583	-	38	581	1590	1488	1277	1011	734	571	425	1729	2139
	Women	15801	-	51	905	2297	2410	1787	1336	919	765	577	1994	2760
Higher schools (colleges)	All	6109	-	42	806	816	631	456	372	227	194	215	930	1420
	Men	2877	-	22	292	400	310	247	204	125	103	105	465	604
	Women	3232	-	20	514	416	321	209	168	102	91	110	465	816
Faculties and academies of arts	All	21275	-	47	680	3071	3267	2608	1975	1426	1142	787	2793	3479
	Men	8706	-	16	289	1190	1178	1030	807	609	468	320	1264	1535
	Women	12569	-	31	391	1881	2089	1578	1168	817	674	467	1529	1944
<b>Region Vojvodine</b>	<b>All</b>	<b>11961</b>	<b>-</b>	<b>33</b>	<b>531</b>	<b>1708</b>	<b>1696</b>	<b>1477</b>	<b>1092</b>	<b>805</b>	<b>621</b>	<b>482</b>	<b>1665</b>	<b>1851</b>
	Men	4964	-	13	135	578	609	578	458	371	297	255	824	846
	Women	6997	-	20	396	1130	1087	899	634	434	324	227	841	1005
Higher schools (colleges)	All	1815	-	21	370	261	210	143	100	71	41	62	237	299
	Men	643	-	9	89	87	75	47	42	28	14	36	113	103
	Women	1172	-	12	281	174	135	96	58	43	27	26	124	196
Faculties and academies of arts	All	10146	-	12	161	1447	1486	1334	992	734	580	420	1428	1552
	Men	4321	-	4	46	491	534	531	416	343	283	219	711	743
	Women	5825	-	8	115	956	952	803	576	391	297	201	717	809
<b>SRBIJA – JUG</b>	<b>All</b>	<b>12251</b>	<b>1</b>	<b>60</b>	<b>1174</b>	<b>1749</b>	<b>1683</b>	<b>1405</b>	<b>1007</b>	<b>714</b>	<b>510</b>	<b>450</b>	<b>1465</b>	<b>2033</b>
	Men	4913	-	26	393	674	610	558	386	288	222	187	633	936
	Women	7338	1	34	781	1075	1073	847	621	426	288	263	832	1097



## 2.12. Students by age and sex (continued)

	Sex	Total	Age											
			20	21	22	23	24	25	26	27	28	29	30-34	35 and over
Higher schools (colleges)	All	4328	-	45	929	678	395	299	196	151	98	122	528	887
	Men	1881	-	22	297	286	175	160	95	81	50	53	245	417
	Women	2447	-	23	632	392	220	139	101	70	48	69	283	470
Faculties and academies of arts	All	7923	1	15	245	1071	1288	1106	811	563	412	328	937	1146
	Men	3032	-	4	96	388	435	398	291	207	172	134	388	519
	Women	4891	1	11	149	683	853	708	520	356	240	194	549	627
<b>Region Šumadije i Zapadne Srbije</b>	<b>All</b>	<b>5661</b>	<b>-</b>	<b>27</b>	<b>620</b>	<b>881</b>	<b>811</b>	<b>617</b>	<b>415</b>	<b>301</b>	<b>207</b>	<b>191</b>	<b>664</b>	<b>927</b>
	Men	2037	-	15	174	291	258	226	149	110	68	83	268	395
	Women	3624	-	12	446	590	553	391	266	191	139	108	396	532
Higher schools (colleges)	All	2445	-	22	496	362	201	161	108	82	43	70	347	553
	Men	972	-	14	124	131	84	80	46	37	17	31	157	251
	Women	1473	-	8	372	231	117	81	62	45	26	39	190	302
Faculties and academies of arts	All	3216	-	5	124	519	610	456	307	219	164	121	317	374
	Men	1065	-	1	50	160	174	146	103	73	51	52	111	144
	Women	2151	-	4	74	359	436	310	204	146	113	69	206	230
<b>Region Južne i Istočne Srbije</b>	<b>All</b>	<b>6590</b>	<b>1</b>	<b>33</b>	<b>554</b>	<b>868</b>	<b>872</b>	<b>788</b>	<b>592</b>	<b>413</b>	<b>303</b>	<b>259</b>	<b>801</b>	<b>1106</b>
	Men	2876	-	11	219	383	352	332	237	178	154	104	365	541
	Women	3714	1	22	335	485	520	456	355	235	149	155	436	565
Higher schools (colleges)	All	1883	-	23	433	316	194	138	88	69	55	52	181	334
	Men	909	-	8	173	155	91	80	49	44	33	22	88	166
	Women	974	-	15	260	161	103	58	39	25	22	30	93	168
Faculties and academies of arts	All	4707	1	10	121	552	678	650	504	344	248	207	620	772
	Men	1967	-	3	46	228	261	252	188	134	121	82	277	375
	Women	2740	1	7	75	324	417	398	316	210	127	125	343	397
<b>Region Kosovo i Metohija</b>	<b>All</b>	...	...	...	...	...	...	...	...	...	...	...	...	...



### 2.13. Students by way of supporting during the studies

Region	All	Scholarships granted by public institutions (Ministry of Education, regional, municipal authorities, etc.)		Scholarships granted by companies		Loans granted by public institutions (Ministry of Education, regional, municipal authorities, etc.)		Commercial loans		Supported by parents/relatives		Independent (savings, personal income, inheritance)		Other financing sources	
		All	Women	All	Women	All	Women	All	Women	All	Women	All	Women	All	Women
<b>REPUBLIC OF SERBIA</b>	<b>51596</b>	<b>2058</b>	<b>1319</b>	<b>314</b>	<b>135</b>	<b>784</b>	<b>539</b>	<b>146</b>	<b>76</b>	<b>28851</b>	<b>17570</b>	<b>13166</b>	<b>7203</b>	<b>6277</b>	<b>3294</b>
Higher schools (colleges)	12252	263	169	70	27	102	79	26	15	5787	3393	4101	2276	1903	892
Faculties and academies of arts	39344	1795	1150	244	108	682	460	120	61	23064	14177	9065	4927	4374	2402
<b>SRBIJA – SEVER</b>	<b>39345</b>	<b>1639</b>	<b>1020</b>	<b>261</b>	<b>114</b>	<b>557</b>	<b>382</b>	<b>111</b>	<b>62</b>	<b>21840</b>	<b>13214</b>	<b>10340</b>	<b>5648</b>	<b>4597</b>	<b>2358</b>
Higher schools (colleges)	7924	190	117	50	23	75	56	20	12	3730	2169	2656	1490	1203	537
Faculties and academies of arts	31421	1449	903	211	91	482	326	91	50	18110	11045	7684	4158	3394	1821
<b>Beogradski region</b>	<b>27384</b>	<b>975</b>	<b>582</b>	<b>170</b>	<b>81</b>	<b>376</b>	<b>254</b>	<b>78</b>	<b>49</b>	<b>15182</b>	<b>9226</b>	<b>7326</b>	<b>3979</b>	<b>3277</b>	<b>1630</b>
Higher schools (colleges)	6109	104	66	42	19	60	41	18	11	2754	1541	2089	1117	1042	437
Faculties and academies of arts	21275	871	516	128	62	316	213	60	38	12428	7685	5237	2862	2235	1193
<b>Region Vojvodine</b>	<b>11961</b>	<b>664</b>	<b>438</b>	<b>91</b>	<b>33</b>	<b>181</b>	<b>128</b>	<b>33</b>	<b>13</b>	<b>6658</b>	<b>3988</b>	<b>3014</b>	<b>1669</b>	<b>1320</b>	<b>728</b>
Higher schools (colleges)	1815	86	51	8	4	15	15	2	1	976	628	567	373	161	100
Faculties and academies of arts	10146	578	387	83	29	166	113	31	12	5682	3360	2447	1296	1159	628
<b>SRBIJA – JUG</b>	<b>12251</b>	<b>419</b>	<b>299</b>	<b>53</b>	<b>21</b>	<b>227</b>	<b>157</b>	<b>35</b>	<b>14</b>	<b>7011</b>	<b>4356</b>	<b>2826</b>	<b>1555</b>	<b>1680</b>	<b>936</b>
Higher schools (colleges)	4328	73	52	20	4	27	23	6	3	2057	1224	1445	786	700	355
Faculties and academies of arts	7923	346	247	33	17	200	134	29	11	4954	3132	1381	769	980	581
<b>Region Sumadije i Zapadne Srbije</b>	<b>5661</b>	<b>166</b>	<b>128</b>	<b>14</b>	<b>7</b>	<b>111</b>	<b>81</b>	<b>11</b>	<b>3</b>	<b>3095</b>	<b>2063</b>	<b>1507</b>	<b>887</b>	<b>757</b>	<b>455</b>
Higher schools (colleges)	2445	31	23	9	3	11	10	4	1	1096	714	951	528	343	194
Faculties and academies of arts	3216	135	105	5	4	100	71	7	2	1999	1349	556	359	414	261
<b>Region Južne i Istočne Srbije</b>	<b>6590</b>	<b>253</b>	<b>171</b>	<b>39</b>	<b>14</b>	<b>116</b>	<b>76</b>	<b>24</b>	<b>11</b>	<b>3916</b>	<b>2293</b>	<b>1319</b>	<b>668</b>	<b>923</b>	<b>481</b>
Higher schools (colleges)	1883	42	29	11	1	16	13	2	2	961	510	494	258	357	161
Faculties and academies of arts	4707	211	142	28	13	100	63	22	9	2955	1783	825	410	566	320
<b>Region Kosovo i Metohija</b>	...	...	...	...	...	...	...	...	...	...	...	...	...	...	...

## 2.14. Students by type of accommodation during the studies

	Total		Students' dormitories		At parents'		At relatives'		Rented dwelling		Own dwelling		Other	
	All	Women	All	Women	All	Women	All	Women	All	Women	All	Women	All	Women
<b>REPUBLIC OF SERBIA</b>	<b>51596</b>	<b>30136</b>	<b>4763</b>	<b>2847</b>	<b>21441</b>	<b>12418</b>	<b>896</b>	<b>505</b>	<b>12113</b>	<b>7459</b>	<b>8311</b>	<b>4770</b>	<b>4072</b>	<b>2137</b>
Higher schools (colleges)	12252	6851	413	227	5761	3172	203	102	2432	1503	2247	1310	1196	537
Faculties and academies or arts	39344	23285	4350	2620	15680	9246	693	403	9681	5956	6064	3460	2876	1600
<b>SRBIJA – SEVER</b>	<b>39345</b>	<b>22798</b>	<b>4031</b>	<b>2392</b>	<b>16243</b>	<b>9373</b>	<b>753</b>	<b>428</b>	<b>8729</b>	<b>5282</b>	<b>6546</b>	<b>3743</b>	<b>3043</b>	<b>1580</b>
Higher schools (colleges)	7924	4404	338	192	3706	2029	157	81	1568	948	1421	845	734	309
Faculties and academies or arts	31421	18394	3693	2200	12537	7344	596	347	7161	4334	5125	2898	2309	1271
<b>Beogradski region</b>	<b>27384</b>	<b>15801</b>	<b>2811</b>	<b>1643</b>	<b>11872</b>	<b>6810</b>	<b>566</b>	<b>320</b>	<b>5410</b>	<b>3306</b>	<b>4526</b>	<b>2609</b>	<b>2199</b>	<b>1113</b>
Higher schools (colleges)	6109	3232	246	141	2786	1438	137	69	1202	699	1080	631	658	254
Faculties and academies or arts	21275	12569	2565	1502	9086	5372	429	251	4208	2607	3446	1978	1541	859
<b>Region Vojvodine</b>	<b>11961</b>	<b>6997</b>	<b>1220</b>	<b>749</b>	<b>4371</b>	<b>2563</b>	<b>187</b>	<b>108</b>	<b>3319</b>	<b>1976</b>	<b>2020</b>	<b>1134</b>	<b>844</b>	<b>467</b>
Higher schools (colleges)	1815	1172	92	51	920	591	20	12	366	249	341	214	76	55
Faculties and academies or arts	10146	5825	1128	698	3451	1972	167	96	2953	1727	1679	920	768	412
<b>SRBIJA – JUG</b>	<b>12251</b>	<b>7338</b>	<b>732</b>	<b>455</b>	<b>5198</b>	<b>3045</b>	<b>143</b>	<b>77</b>	<b>3384</b>	<b>2177</b>	<b>1765</b>	<b>1027</b>	<b>1029</b>	<b>557</b>
Higher schools (colleges)	4328	2447	75	35	2055	1143	46	21	864	555	826	465	462	228
Faculties and academies or arts	7923	4891	657	420	3143	1902	97	56	2520	1622	939	562	567	329
<b>Region Šumadije i Zapadne Srbije</b>	<b>5661</b>	<b>3624</b>	<b>312</b>	<b>214</b>	<b>2226</b>	<b>1350</b>	<b>66</b>	<b>36</b>	<b>1685</b>	<b>1205</b>	<b>860</b>	<b>511</b>	<b>512</b>	<b>308</b>
Higher schools (colleges)	2445	1473	18	8	1059	607	25	14	575	418	508	280	260	146
Faculties and academies or arts	3216	2151	294	206	1167	743	41	22	1110	787	352	231	252	162
<b>Region Južne i Istočne Srbije</b>	<b>6590</b>	<b>3714</b>	<b>420</b>	<b>241</b>	<b>2972</b>	<b>1695</b>	<b>77</b>	<b>41</b>	<b>1699</b>	<b>972</b>	<b>905</b>	<b>516</b>	<b>517</b>	<b>249</b>
Higher schools (colleges)	1883	974	57	27	996	536	21	7	289	137	318	185	202	82
Faculties and academies or arts	4707	2740	363	214	1976	1159	56	34	1410	835	587	331	315	167
<b>Region Kosovo i Metohija</b>	...	...	...	...	...	...	...	...	...	...	...	...	...	...

## 2.15. Students' mobility

Regions and types of school	Total	Were at a study programme or vocational training more than 3 months abroad or obtained 15 ECTS credits		Mobility programme			Did she/he previously graduate at any faculty/higher school (college)	
		Yes	No	Erasmus, Erasmus Mundus	Other international or national mobility programme	Other	Yes	No
<b>REPUBLIC OF SERBIA</b>	<b>51596</b>	<b>632</b>	<b>50961</b>	<b>142</b>	<b>152</b>	<b>345</b>	<b>1749</b>	<b>49847</b>
Hihger schools (colleges)	12252	103	12148	3	11	92	343	11909
Faculties and academies of arts	39344	529	38813	139	141	253	1406	37938
<b>SRBIJA – SEVER</b>	<b>39345</b>	<b>532</b>	<b>38810</b>	<b>109</b>	<b>123</b>	<b>301</b>	<b>1381</b>	<b>37964</b>
Hihger schools (colleges)	7924	88	7835	2	8	79	204	7720
Faculties and academies of arts	31421	444	30975	107	115	222	1177	30244
<b>Beogradski region</b>	<b>27384</b>	<b>380</b>	<b>27001</b>	<b>41</b>	<b>94</b>	<b>248</b>	<b>990</b>	<b>26394</b>
Hihger schools (colleges)	6109	84	6024	1	6	78	178	5931
Faculties and academies of arts	21275	296	20977	40	88	170	812	20463
<b>Region Vojvodine</b>	<b>11961</b>	<b>152</b>	<b>11809</b>	<b>68</b>	<b>29</b>	<b>53</b>	<b>391</b>	<b>11570</b>
Hihger schools (colleges)	1815	4	1811	1	2	1	26	1789
Faculties and academies of arts	10146	148	9998	67	27	52	365	9781
<b>SRBIJA – JUG</b>	<b>12251</b>	<b>100</b>	<b>12151</b>	<b>33</b>	<b>29</b>	<b>44</b>	<b>368</b>	<b>11883</b>
Hihger schools (colleges)	4328	15	4313	1	3	13	139	4189
Faculties and academies of arts	7923	85	7838	32	26	31	229	7694
<b>Region Šumadije i Zapadne Srbije</b>	<b>5661</b>	<b>35</b>	<b>5626</b>	<b>13</b>	<b>7</b>	<b>19</b>	<b>233</b>	<b>5428</b>
Hihger schools (colleges)	2445	7	2438	1	1	7	84	2361
Faculties and academies of arts	3216	28	3188	12	6	12	149	3067
<b>Region Južne i Istočne Srbije</b>	<b>6590</b>	<b>65</b>	<b>6525</b>	<b>20</b>	<b>22</b>	<b>25</b>	<b>135</b>	<b>6455</b>
Hihger schools (colleges)	1883	8	1875	0	2	6	55	1828
Faculties and academies of arts	4707	57	4650	20	20	19	80	4627
<b>Region Kosovo i Metohija</b>	...	...	...	...	...	...	...	...



## 2.16. Graduated students by

	Total			Previously completed school								
	All	Men	Women	Gymnasiums	Mining, geology and metallurgy	Forestry and wood processing	Machinery and metal processing	Electrical engineering	Textile and leather industry	Chemistry, non-metal work and printing	Construction, architecture and geodesy	Transport
<b>REPUBLIC OF SERBIA</b>	<b>51596</b>	<b>21460</b>	<b>30136</b>	<b>20398</b>	<b>70</b>	<b>114</b>	<b>2079</b>	<b>2267</b>	<b>194</b>	<b>873</b>	<b>1030</b>	<b>665</b>
Higher schools (colleges)	12252	5401	6851	1936	19	33	788	798	104	392	323	365
Faculties and academies of arts	39344	16059	23285	18462	51	81	1291	1469	90	481	707	300
<b>SRBIJA – SEVER</b>	<b>39345</b>	<b>16547</b>	<b>22798</b>	<b>16951</b>	<b>61</b>	<b>101</b>	<b>1503</b>	<b>1836</b>	<b>139</b>	<b>591</b>	<b>905</b>	<b>485</b>
Higher schools (colleges)	7924	3520	4404	1298	18	26	501	620	71	221	266	251
Faculties and academies of arts	31421	13027	18394	15653	43	75	1002	1216	68	370	639	234
<b>Beogradski region</b>	<b>27384</b>	<b>11583</b>	<b>15801</b>	<b>12285</b>	<b>58</b>	<b>69</b>	<b>697</b>	<b>1070</b>	<b>84</b>	<b>327</b>	<b>585</b>	<b>326</b>
Higher schools (colleges)	6109	2877	3232	923	16	3	253	435	48	115	223	211
Faculties and academies of arts	21275	8706	12569	11362	42	66	444	635	36	212	362	115
<b>Region Vojvodine</b>	<b>11961</b>	<b>4964</b>	<b>6997</b>	<b>4666</b>	<b>3</b>	<b>32</b>	<b>806</b>	<b>766</b>	<b>55</b>	<b>264</b>	<b>320</b>	<b>159</b>
Higher schools (colleges)	1815	643	1172	375	2	23	248	185	23	106	43	40
Faculties and academies of arts	10146	4321	5825	4291	1	9	558	581	32	158	277	119
<b>SRBIJA – JUG</b>	<b>12251</b>	<b>4913</b>	<b>7338</b>	<b>3447</b>	<b>9</b>	<b>13</b>	<b>576</b>	<b>431</b>	<b>55</b>	<b>282</b>	<b>125</b>	<b>180</b>
Higher schools (colleges)	4328	1881	2447	638	1	7	287	178	33	171	57	114
Faculties and academies of arts	7923	3032	4891	2809	8	6	289	253	22	111	68	66
<b>Region Šumadije i Zapadne Srbije</b>	<b>5661</b>	<b>2037</b>	<b>3624</b>	<b>1315</b>	<b>1</b>	<b>10</b>	<b>318</b>	<b>145</b>	<b>6</b>	<b>106</b>	<b>38</b>	<b>91</b>
Higher schools (colleges)	2445	972	1473	304	1	5	187	89	3	89	31	76
Faculties and academies of arts	3216	1065	2151	1011	0	5	131	56	3	17	7	15
<b>Region Južne i Istočne Srbije</b>	<b>6590</b>	<b>2876</b>	<b>3714</b>	<b>2132</b>	<b>8</b>	<b>3</b>	<b>258</b>	<b>286</b>	<b>49</b>	<b>176</b>	<b>87</b>	<b>89</b>
Higher schools (colleges)	1883	909	974	334	0	2	100	89	30	82	26	38
Faculties and academies of arts	4707	1967	2740	1798	8	1	158	197	19	94	61	51
<b>Region Kosovo i Metohija</b>	...	...	...	...	...	...	...	...	...	...	...	...

**previously completed secondary school**

Previously completed secondary school												
Agriculture and food processing	Hydrometeorology, science and mathematics	Economics, law and administration	Tourism, catering and trade	Health and social welfare	Teacher training	Personal services	Culture, arts and public communication	Religion	Military and police	Other technical and vocational schools lasting four years	Unknown	
<b>1066</b>	<b>14</b>	<b>8102</b>	<b>1244</b>	<b>4915</b>	<b>39</b>	<b>60</b>	<b>881</b>	<b>55</b>	<b>102</b>	<b>5397</b>	<b>2031</b>	<b>REPUBLIC OF SERBIA</b>
435	2	2042	603	1803	21	28	127	3	15	2120	295	Higher schools (colleges)
631	12	6060	641	3112	18	32	754	52	87	3277	1736	Faculties and academies of arts
666	13	5765	879	3296	29	54	690	53	90	3595	1643	SRBIJA – SEVER
140	1	1309	400	1274	12	25	88	2	13	1181	207	Higher schools (colleges)
526	12	4456	479	2022	17	29	602	51	77	2414	1436	Faculties and academies of arts
<b>382</b>	<b>10</b>	<b>3634</b>	<b>780</b>	<b>2429</b>	<b>12</b>	<b>50</b>	<b>461</b>	<b>51</b>	<b>60</b>	<b>3111</b>	<b>903</b>	<b>Beogradski region</b>
80	1	923	369	1150	0	24	55	2	10	1094	174	Higher schools (colleges)
302	9	2711	411	1279	12	26	406	49	50	2017	729	Faculties and academies of arts
<b>284</b>	<b>3</b>	<b>2131</b>	<b>99</b>	<b>867</b>	<b>17</b>	<b>4</b>	<b>229</b>	<b>2</b>	<b>30</b>	<b>484</b>	<b>740</b>	<b>Region Vojvodine</b>
60	0	386	31	124	12	1	33	0	3	87	33	Higher schools (colleges)
224	3	1745	68	743	5	3	196	2	27	397	707	Faculties and academies of arts
400	1	2337	365	1619	10	6	191	2	12	1802	388	SRBIJA – JUG
295	1	733	203	529	9	3	39	1	2	939	88	Higher schools (colleges)
105	0	1604	162	1090	1	3	152	1	10	863	300	Faculties and academies of arts
<b>194</b>	<b>1</b>	<b>1150</b>	<b>152</b>	<b>970</b>	<b>8</b>	<b>0</b>	<b>80</b>	<b>0</b>	<b>3</b>	<b>908</b>	<b>165</b>	<b>Region Šumadije i Zapadne Srbije</b>
148	1	374	76	478	8	0	25	0	2	504	44	Higher schools (colleges)
46	0	776	76	492	0	0	55	0	1	404	121	Faculties and academies of arts
<b>206</b>	<b>0</b>	<b>1187</b>	<b>213</b>	<b>649</b>	<b>2</b>	<b>6</b>	<b>111</b>	<b>2</b>	<b>9</b>	<b>894</b>	<b>223</b>	<b>Region Južne i Istočne Srbije</b>
147	0	359	127	51	1	3	14	1	0	435	44	Higher schools (colleges)
59	0	828	86	598	1	3	97	1	9	459	179	Faculties and academies of arts
...	...	...	...	...	...	...	...	...	...	...	...	<b>Region Kosovo i Metohija</b>

# Teaching staff



3

### 3.1. Teaching staff by universities and faculties

Territory	Total		Teachers		Assistants	
	All	Women	All	Women	All	Women
<b>РЕПУБЛИКА СРБИЈА</b>	<b>16280</b>	<b>7927</b>	<b>11503</b>	<b>5355</b>	<b>4777</b>	<b>2572</b>
Of which: full-time	14287	6950	10195	4722	4092	2228
СРБИЈА – СЕВЕР	12314	6005	8701	4084	3613	1921
Of which: full-time	10652	5177	7617	3554	3035	1623
<b>Београдски регион</b>	<b>8297</b>	<b>4012</b>	<b>6009</b>	<b>2786</b>	<b>2288</b>	<b>1226</b>
Of which: full-time	7424	3595	5465	2530	1959	1065
<i>State universities</i>	5593	2714	3992	1836	1601	878
Of which: full-time	5434	2621	3866	1753	1568	868
<i>University of Belgrade</i>	4710	2347	3373	1553	1337	794
Of which: full-time	4617	2290	3305	1506	1312	784
Teacher Education Faculty	95	67	65	44	30	23
Of which: full-time	90	49	60	26	30	23
Faculty of Pharmacy	204	175	117	106	87	69
Of which: full-time	199	172	116	105	83	67
Faculty of Economics	127	61	100	49	27	12
Of which: full-time	127	61	100	49	27	12
Faculty of Dental Medicine	136	72	89	44	47	28
Of which: full-time	136	72	89	44	47	28
Faculty of Veterinary Medicine	130	60	92	43	38	17
Of which: full-time	130	60	92	43	38	17
Faculty of Philology	329	229	178	116	151	113
Of which: full-time	326	229	175	116	151	113
Faculty of Philosophy	244	109	182	73	62	36
Of which: full-time	238	105	180	72	58	33
Faculty of Organisational Sciences	152	75	109	52	43	23
Of which: full-time	146	71	103	48	43	23
Faculty of Civil Engineering	149	43	99	29	50	14
Of which: full-time	149	43	99	29	50	14
Faculty of Sport and Physical Education	63	19	51	15	12	4
Of which: full-time	61	19	51	15	10	4
Faculty of Forestry	166	81	89	38	77	43
Of which: full-time	165	81	89	38	76	43
Faculty for Special Education and Rehabilitation	95	74	68	52	27	22
Of which: full-time	88	70	64	50	24	20
Faculty of Geography	97	47	74	36	23	11
Of which: full-time	78	38	55	27	23	11
Faculty of Political Sciences	111	49	78	32	33	17
Of which: full-time	107	47	74	30	33	17
Faculty of Agriculture	311	155	214	99	97	56
Of which: full-time	311	155	214	99	97	56
Faculty of Architecture	131	69	77	33	54	36
Of which: full-time	130	68	76	32	54	36
Faculty of Electrical Engineering	153	47	110	28	43	19
Of which: full-time	143	43	102	25	41	18
Faculty of Mechanical Engineering	215	46	190	35	25	11
Of which: full-time	215	46	190	35	25	11
Faculty of Technology and Metallurgy	160	110	101	62	59	48
Of which: full-time	160	110	101	62	59	48
Faculty of Law	101	38	86	32	15	6
Of which: full-time	101	38	86	32	15	6
Faculty of Transport and Traffic Engineering	141	59	109	44	32	15
Of which: full-time	140	58	108	43	32	15
Faculty of Mining and Geology	120	36	103	32	17	4
Of which: full-time	120	36	103	32	17	4

### 3.1. Teaching staff by universities and faculties (continued)

Territory	Total		Teachers		Assistants	
	All	Women	All	Women	All	Women
Faculty of Medicine	695	360	597	296	98	64
Of which: full-time	694	359	596	295	98	64
Faculty of Physics	56	15	53	13	3	2
Of which: full-time	56	15	53	13	3	2
Faculty of Mathematics	146	58	72	22	74	36
Of which: full-time	132	55	67	21	65	34
Faculty of Biology	168	105	108	62	60	43
Of which: full-time	160	102	100	59	60	43
Faculty of Chemistry	89	46	66	34	23	12
Of which: full-time	89	46	66	34	23	12
Faculty of Security	42	19	33	14	9	5
Of which: full-time	42	19	33	14	9	5
Faculty of Physical Chemistry	39	18	27	14	12	4
Of which: full-time	39	18	27	14	12	4
Faculty of Orthodox Theology	45	5	36	4	9	1
Of which: full-time	45	5	36	4	9	1
<i>University of Arts of Belgrade</i>	475	221	382	174	93	47
Of which: full-time	474	221	381	174	93	47
Faculty of Music	202	111	148	76	54	35
Of which: full-time	202	111	148	76	54	35
Faculty of Applied Arts	97	44	85	42	12	2
Of which: full-time	97	44	85	42	12	2
Faculty of Fine Arts	56	21	49	19	7	2
Of which: full-time	56	21	49	19	7	2
Faculty of Dramatic Arts	120	45	100	37	20	8
Of which: full-time	119	45	99	37	20	8
<i>University of Defense</i>	408	146	237	109	171	37
Of which: full-time	343	110	180	73	163	37
<i>The Academy of Criministics and Police Studies</i>	86	30	76	21	10	9
Of which: full-time	82	30	72	21	10	9
<b>Private universities</b>	1334	655	1024	490	310	165
Of which: full-time	954	484	765	377	189	107
<i>Alfa University "Braca Karic"</i>	108	56	77	37	31	19
Of which: full-time	89	52	60	34	29	18
Faculty of Finance, Banking and Audit	64	36	40	22	24	14
Of which: full-time	50	33	27	19	23	14
Academy of Arts "Braca Karic"	37	17	30	12	7	5
Of which: full-time	32	16	26	12	6	4
Faculty of sport Management	7	3	7	3	-	-
Of which: full-time	7	3	7	3	-	-
<i>European University</i>	56	26	45	23	11	3
Of which: full-time	51	22	40	19	11	3
Faculty of International Engineering Management	26	7	19	6	7	1
Of which: full-time	26	7	19	6	7	1
Faculty for European Business and Marketing	30	19	26	17	4	2
Of which: full-time	25	15	21	13	4	2
<i>University "John Naisbitt" - Megatrend</i>	212	121	189	106	23	15
Of which: full-time	153	87	131	73	22	14
Faculty of Business Studies	36	24	36	24	-	-
Of which: full-time	26	19	26	19	-	-
Faculty of International Economics	35	25	33	23	2	2
Of which: full-time	22	17	20	15	2	2



### 3.1. Teaching staff by universities and faculties (continued)

Territory	Total		Teachers		Assistants	
	All	Women	All	Women	All	Women
CIS John Naisbitt – Integrated studies	43	19	37	16	6	3
Of which: full-time	26	9	20	6	6	3
Faculty of Law, Public Administration and Security	29	13	25	9	4	4
Of which: full-time	26	12	22	8	4	4
Faculty of Culture and Media	37	24	30	20	7	4
Of which: full-time	28	18	21	14	7	4
Faculty of Arts and Design	32	16	28	14	4	2
Of which: full-time	25	12	22	11	3	1
<i>University Singidunum</i>	311	163	229	115	82	48
Of which: full-time	245	131	192	97	53	34
Faculty of Economics, Finance and Administration	32	19	25	14	7	5
Of which: full-time	26	16	21	12	5	4
Faculty of Business Studies, Faculty of Computer Science, Faculty of Tourism and Hotel Management and Faculty of Physical Culture and Management in Sport and Technical Faculty	120	58	104	50	16	8
Of which: full-time	111	56	95	48	16	8
Faculty of Applied Ecology "Futura"	34	16	22	9	12	7
Of which: full-time	30	14	18	7	12	7
Faculty of Media and Communications	113	67	66	39	47	28
Of which: full-time	66	42	46	27	20	15
Faculty of Physical Culture and Management	12	3	12	3	-	-
Of which: full-time	12	3	12	3	-	-
<i>University Union</i>	160	79	130	66	30	13
Of which: full-time	96	46	81	41	15	5
Academy of Applied Arts	39	18	38	18	1	-
Of which: full-time	15	7	15	7	-	-
Faculty of Law	24	14	23	14	1	-
Of which: full-time	21	11	20	11	1	-
Faculty of Computer Science	44	18	31	14	13	4
Of which: full-time	38	16	26	12	12	4
Belgrade Banking Academy – Faculty of Banking, Insurance and Finance	53	29	38	20	15	9
Of which: full-time	22	12	20	11	2	1
<i>University Business Academy</i>	70	29	47	18	23	11
Of which: full-time	32	13	22	9	10	4
Faculty of Applied Management, Economics and Finance – Belgrade	70	29	47	18	23	11
Of which: full-time	32	13	22	9	10	4
<i>University "Educons"</i>	36	11	20	7	16	4
Of which: full-time	20	7	20	7	-	-
Faculty of Project and Innovation Management	36	11	20	7	16	4
Of which: full-time	20	7	20	7	-	-
<i>University Metropolitan</i>	121	52	73	29	48	23
Of which: full-time	52	20	42	15	10	5
Faculty of Information Technologies, Faculty of Management, Faculty of Digital Arts	121	52	73	29	48	23
Of which: full-time	52	20	42	15	10	5
<i>University Union Nikola Tesla</i>	260	118	214	89	46	29
Of which: full-time	216	106	177	82	39	24
Faculty for Business Studies and Law	53	27	41	18	12	9
Of which: full-time	49	25	37	16	12	9
Faculty of Industrial Management – Mladenovac	60	19	50	14	10	5
Of which: full-time	44	17	35	13	9	4
Faculty of Strategic and Operational Management	28	11	23	8	5	3
Of which: full-time	25	10	20	7	5	3

### 3.1. Teaching staff by universities and faculties (continued)

Territory	Total		Teachers		Assistants	
	All	Women	All	Women	All	Women
Faculty of Construction Management, Faculty of Entrepreneurship and Real Estate Management, Faculty of Ecology and Environmental Protection and Faculty of International Politics and Security	78	44	63	35	15	9
Of which: full-time	66	39	57	34	9	5
Faculty of Engineering Management	24	10	21	8	3	2
Of which: full-time	20	9	17	7	3	2
Faculty of Diplomacy and Security	17	7	16	6	1	1
Of which: full-time	12	6	11	5	1	1
<i>Faculties outside universities</i>	129	55	99	41	30	14
Of which: full-time	115	45	86	33	29	12
Faculty of Business Economics and Entrepreneurship	80	34	55	22	25	12
Of which: full-time	72	28	48	18	24	10
Modern Business School	26	11	21	9	5	2
Of which: full-time	23	9	18	7	5	2
Serbian Orthodox Church School	23	10	23	10	-	-
Of which: full-time	20	8	20	8	-	-
<b>Higher schools (colleges)</b>	1155	558	818	398	337	160
Of which: full-time	839	415	676	346	163	69
<b>State higher schools (colleges)</b>	729	378	534	291	195	87
Of which: full-time	591	313	471	265	120	48
Medical College of Applied Studies	93	71	93	71	-	-
Of which: full-time	91	69	91	69	-	-
The College of Hotel Management of Applied Studies	20	9	20	9	-	-
Of which: full-time	20	9	20	9	-	-
Railway College of Applied Science	45	17	36	16	9	1
Of which: full-time	26	11	26	11	-	-
Polytechnic College of Applied Science in Belgrade политехника	93	46	59	27	34	19
Of which: full-time	59	29	41	20	18	9
Technical College of Applied Studies in Design, Technology and Management	50	37	34	26	16	11
Of which: full-time	29	23	25	20	4	3
College of Applied Studies in Engineering	43	13	36	10	7	3
Of which: full-time	31	11	26	9	5	2
Computer Science струковних студија	65	26	36	19	29	7
Of which: full-time	62	26	33	19	29	7
College of Fine Arts and Applied Arts	28	15	25	13	3	2
Of which: full-time	27	14	25	13	2	1
Business College of Applied Studies, Belgrade	127	64	87	49	40	15
Of which: full-time	124	61	84	46	40	15
College of Applied Sciences of Civil Engineering and Geodesy	35	16	30	12	5	4
Of which: full-time	34	15	29	11	5	4
College of Applied Studies in Information and Communication Technologies	38	19	26	15	12	4
Of which: full-time	37	19	25	15	12	4
College of Tourism of Applied Studies	32	20	27	17	5	3
Of which: full-time	31	20	26	17	5	3
Technical College	60	25	25	7	35	18
Of which: full-time	20	6	20	6	-	-
<b>Private higher schools (colleges)</b>	426	180	284	107	142	73
Of which: full-time	248	102	205	81	43	21



### 3.1. Teaching staff by universities and faculties (continued)

Territory	Total		Teachers		Assistants	
	All	Women	All	Women	All	Women
Sports Academy	48	11	37	10	11	1
Of which: full-time	22	8	20	7	2	1
College of Applied Studies in Sports and Medicine студија	26	11	26	11	-	-
Of which: full-time	23	11	23	11	-	-
Football Academy – College of Applied Studies студија	21	5	19	5	2	-
Of which: full-time	19	5	19	5	-	-
College of Applied Sciences for Entrepreneurship	21	8	20	8	1	-
Of which: full-time	12	2	11	2	1	-
Medical College of Applied Sciences "Milutin Milankovic"	60	38	32	19	28	19
Of which: full-time	43	27	26	16	17	11
College of Applied Sciences of Business Communication	9	5	7	3	2	2
Of which: full-time	9	5	7	3	2	2
Business College of Applied Studies - Zemun	20	5	19	5	1	-
Of which: full-time	19	4	18	4	1	-
College of Applied Studies in Economics and Law	41	15	25	9	16	6
Of which: full-time	38	12	22	6	16	6
Information Technology College of Applied Studies	62	16	47	13	15	3
Of which: full-time	34	10	30	9	4	1
Sanitary Medical School of Applied Sciences "Visna"	118	66	52	24	66	42
Of which: full-time	29	18	29	18	-	-
<b>Регион Војводине</b>	<b>4017</b>	<b>1993</b>	<b>2692</b>	<b>1298</b>	<b>1325</b>	<b>695</b>
Of which: full-time	3228	1582	2152	1024	1076	558
<b>State Universities</b>	3130	1543	2035	1000	1095	543
Of which: full-time	2477	1192	1597	768	880	424
<i>University of Novi Sad</i>	3130	1543	2035	1000	1095	543
Of which: full-time	2477	1192	1597	768	880	424
Faculty of Sport and Physical Culture	42	16	27	10	15	6
Of which: full-time	42	16	27	10	15	6
Faculty of Technology	100	71	74	52	26	19
Of which: full-time	100	71	74	52	26	19
Academy of Arts	261	120	176	79	85	41
Of which: full-time	251	114	173	77	78	37
University of Novi Sad - rector's office	34	24	27	19	7	5
Of which: full-time	31	21	24	16	7	5
Faculty of Philosophy	310	204	211	138	99	66
Of which: full-time	308	203	209	137	99	66
Faculty of Technical Sciences	856	267	468	130	388	137
Of which: full-time	755	249	407	119	348	130
Faculty of Mathematics and Natural Sciences	403	242	273	166	130	76
Of which: full-time	390	231	262	160	128	71
Faculty of Law	59	26	40	18	19	8
Of which: full-time	59	26	40	18	19	8
Faculty of Economics - Subotica	105	54	65	28	40	26
Of which: full-time	102	52	62	26	40	26
Faculty of Medicine	598	353	406	235	192	118
Of which: full-time	85	56	59	40	26	16
Faculty of Civil Engineering - Subotica	43	17	28	7	15	10
Of which: full-time	43	17	28	7	15	10
"Mihailo Pupin" Technical Faculty - Zrenjanin	59	43	45	31	14	12
Of which: full-time	55	32	41	21	14	11

### 3.1. Teaching staff by universities and faculties (continued)

Territory	Total		Teachers		Assistants	
	All	Women	All	Women	All	Women
Teacher Training Faculty - Sombor	77	44	48	28	29	16
Of which: full-time	76	43	47	27	29	16
Faculty of Agriculture	183	62	147	59	36	3
Of which: full-time	180	61	144	58	36	3
<b>Private universities</b>	505	237	372	151	133	86
Of which: full-time	412	199	303	123	109	76
<i>University Union</i>	66	34	42	17	24	17
Of which: full-time	62	34	39	17	23	17
Faculty of Legal and Business Studies dr Lazar Vrkatic - Novi Sad	66	34	42	17	24	17
Of which: full-time	62	34	39	17	23	17
<i>University Business Academy</i>	264	113	182	62	82	51
Of which: full-time	199	91	140	50	59	41
Faculty of Economics and Engineering Management	84	34	60	19	24	15
Of which: full-time	74	31	51	16	23	15
Faculty of Law for Commerce and Judiciary	97	36	63	16	34	20
Of which: full-time	49	21	35	9	14	12
Faculty of Stomatology - Pancevo	42	19	32	13	10	6
Of which: full-time	42	19	32	13	10	6
Faculty of Pharmacy - Novi Sad	41	24	27	14	14	10
Of which: full-time	34	20	22	12	12	8
<i>University "Educons"</i>	148	80	121	62	27	18
Of which: full-time	124	64	97	46	27	18
Faculty of Sport and Tourism	32	17	29	14	3	3
Of which: full-time	29	14	26	11	3	3
Faculty of European Law / Political Studies - Нови Сад	32	17	26	12	6	5
Of which: full-time	27	16	21	11	6	5
Faculty of Management Studies -University "Educons"	84	46	66	36	18	10
Of which: full-time	68	34	50	24	18	10
<i>University Union Nikola Tesla</i>	27	10	27	10	-	-
Of which: full-time	27	10	27	10	-	-
Faculty of Management - Sremski Karlovci	27	10	27	10	-	-
Of which: full-time	27	10	27	10	-	-
<b>Higher schools (colleges)</b>		213	285	147	97	66
Of which: full-time	339	191	252	133	87	58
State higher schools	357	202	264	137	93	65
Of which: full-time	315	180	232	123	83	57
Technical College of Applied Studies - Subotica	35	7	32	6	3	1
Of which: full-time	28	7	26	6	2	1
Preschool Teacher Training College of Applied Studies - Sremska Mitrovica	31	17	29	16	2	1
Of which: full-time	30	16	28	15	2	1
Preschool Teacher Training College of Applied Studies - Vrsac	41	26	20	11	21	15
Of which: full-time	34	20	17	9	17	11
Preschool Teacher Training College of Applied Studies - Subotica	50	27	39	19	11	8
Of which: full-time	35	21	26	15	9	6
Preschool Teacher Training College of Applied Studies - Novi Sad	32	20	22	13	10	7
Of which: full-time	31	19	22	13	9	6
Technical College of Applied Studies - Novi Sad	38	18	19	6	19	12
Of which: full-time	37	18	19	6	18	12



### 3.1. Teaching staff by universities and faculties (continued)

Territory	Total		Teachers		Assistants	
	All	Women	All	Women	All	Women
Preschool Teacher Training College of Applied Studies - Kikinda	23	19	21	17	2	2
Of which: full-time	19	14	17	12	2	2
Technical College of Applied Science - Zrenjanin	35	20	28	15	7	5
Of which: full-time	34	19	28	15	6	4
Business College of Applied Studies	72	48	54	34	18	14
Of which: full-time	67	46	49	32	18	14
<b>Private higher schools (colleges)</b>	<b>25</b>	<b>11</b>	<b>21</b>	<b>10</b>	<b>4</b>	<b>1</b>
Of which: full-time	24	11	20	10	4	1
College of Applied Studies in Management and Business Communication - Sremski Karlovci	25	11	21	10	4	1
Of which: full-time	24	11	20	10	4	1
СРБИЈА – ЈУГ	3966	1922	2802	1271	1164	651
Of which: full-time	3635	1773	2578	1168	1057	605
<b>Регион Шумадије и Западне Србије</b>	<b>2012</b>	<b>971</b>	<b>1339</b>	<b>591</b>	<b>673</b>	<b>380</b>
Of which: full-time	1749	850	1171	510	578	340
<b>State universities</b>	<b>1339</b>	<b>656</b>	<b>854</b>	<b>373</b>	<b>485</b>	<b>283</b>
Of which: full-time	1221	606	763	336	458	270
University of Kragujevac	1095	576	692	336	403	240
Of which: full-time	1042	545	651	312	391	233
Faculty of Education - Jagodina	50	35	33	23	17	12
Of which: full-time	48	33	32	22	16	11
Teachers Training Faculty - Uzice	30	21	23	17	7	4
Of which: full-time	-	-	-	-	-	-
Faculty of Engineering	67	20	62	19	5	1
Of which: full-time	67	20	62	19	5	1
Faculty of Economics	69	34	55	26	14	8
Of which: full-time	68	34	54	26	14	8
Faculty of Technical Sciences - Cacak	87	34	47	16	40	18
Of which: full-time	83	34	43	16	40	18
Faculty of Law	50	17	35	10	15	7
Of which: full-time	50	17	35	10	15	7
Faculty of Science	178	114	85	49	93	65
Of which: full-time	171	110	81	47	90	63
Faculty of Agronomy - Cacak	45	18	34	12	11	6
Of which: full-time	44	18	33	12	11	6
Faculty of Mechanical Engineering - Kraljevo	38	5	28	3	10	2
Of which: full-time	37	4	27	2	10	2
Faculty of Medical Sciences	272	147	156	85	116	62
Of which: full-time	267	145	151	83	116	62
Faculty of Philology and Art	177	111	115	65	62	46
Of which: full-time	175	110	114	64	61	46
Faculty of Hotel Management and Tourism	32	20	19	11	13	9
Of which: full-time	32	20	19	11	13	9
University of Novi Pazar	244	80	162	37	82	43
Of which: full-time	179	61	112	24	67	37
State university of Novi Pazar	244	80	162	37	82	43
Of which: full-time	179	61	112	24	67	37
<b>Private universities</b>	<b>186</b>	<b>87</b>	<b>145</b>	<b>66</b>	<b>41</b>	<b>21</b>
Of which: full-time	158	68	121	50	37	18
University Singidunum	36	19	30	14	6	5
Of which: full-time	23	10	21	8	2	2

### 3.1. Teaching staff by universities and faculties (continued)

Territory	Total		Teachers		Assistants	
	All	Women	All	Women	All	Women
Faculty of Business - Valjevo	36	19	30	14	6	5
Of which: full-time	23	10	21	8	2	2
International University of Novi Pazar	150	68	115	52	35	16
Of which: full-time	135	58	100	42	35	16
International University	150	68	115	52	35	16
Of which: full-time	135	58	100	42	35	16
<b>Higher schools (colleges)</b>	<b>487</b>	<b>228</b>	<b>340</b>	<b>152</b>	<b>147</b>	<b>76</b>
Of which: full-time	370	176	287	124	83	52
<b>State higher schools (colleges)</b>	<b>449</b>	<b>212</b>	<b>306</b>	<b>137</b>	<b>143</b>	<b>75</b>
Of which: full-time	346	167	266	115	80	52
Technological College of Applied Studies - Arandjelovac	28	16	21	11	7	5
Of which: full-time	28	16	21	11	7	5
Agriculture College of Applied Studies - Sabac	26	9	22	7	4	2
Of which: full-time	23	8	19	6	4	2
Preschool Teacher Training College of Applied Studies - Sabac	25	18	21	16	4	2
Of which: full-time	24	18	20	16	4	2
College of Applied Studies in Chemical Technology - Krusevac	22	9	20	8	2	1
Of which: full-time	22	9	20	8	2	1
Preschool Teacher Training College of Applied Studies - Krusevac	32	22	24	16	8	6
Of which: full-time	31	21	23	15	8	6
Technical College of Applied Studies - Kragujevac	25	6	20	4	5	2
Of which: full-time	24	6	19	4	5	2
Technical College of Applied Studies in Mechanical Engineering - Kragujevac	56	19	26	6	30	13
Of which: full-time	26	8	22	6	4	2
Business and Technical College of Applied Studies - Uzice	35	18	27	14	8	4
Of which: full-time	31	15	24	12	7	3
Business College of Applied Studies - Valjevo	30	13	21	8	9	5
Of which: full-time	29	13	20	8	9	5
Technological College of Applied Studies - Sabac	46	25	34	18	12	7
Of which: full-time	40	21	28	14	12	7
Technical College of Applied Studies - Cacak	73	20	35	8	38	12
Of which: full-time	24	8	22	7	2	1
College of Health Studies - Cuprija	51	37	35	21	16	16
Of which: full-time	44	24	28	8	16	16
<b>Private higher schools (colleges)</b>	<b>38</b>	<b>16</b>	<b>34</b>	<b>15</b>	<b>4</b>	<b>1</b>
Of which: full-time	24	9	21	9	3	-
Business College of Applied Studies "Radomir Bojkovic, PhD" - Krusevac	38	16	34	15	4	1
Of which: full-time	24	9	21	9	3	-
<b>Регион Јужне и Источне Србије</b>	<b>1954</b>	<b>951</b>	<b>1463</b>	<b>680</b>	<b>491</b>	<b>271</b>
Of which: full-time	1886	923	1407	658	479	265
<b>State universities</b>	<b>1571</b>	<b>764</b>	<b>1141</b>	<b>528</b>	<b>430</b>	<b>236</b>
Of which: full-time	1540	753	1111	517	429	236
University of Belgrade	87	43	62	23	25	20
Of which: full-time	84	43	59	23	25	20
Technical Faculty - Bor	87	43	62	23	25	20
Of which: full-time	84	43	59	23	25	20



### 3.1. Teaching staff by universities and faculties (continued)

Territory	Total		Teachers		Assistants	
	All	Women	All	Women	All	Women
University of Nis	1484	721	1079	505	405	216
Of which: full-time	1456	710	1052	494	404	216
Teacher Training Faculty - Vranje	42	30	26	17	16	13
Of which: full-time	42	30	26	17	16	13
Faculty of Law	54	23	44	16	10	7
Of which: full-time	54	23	44	16	10	7
Faculty of Economics	76	44	66	34	10	10
Of which: full-time	76	44	66	34	10	10
Faculty of Mechanical Engineering	97	18	67	12	30	6
Of which: full-time	94	16	64	10	30	6
Faculty of Civil Engineering and Architecture	86	37	44	15	42	22
Of which: full-time	86	37	44	15	42	22
Faculty of Philosophy	173	114	116	74	57	40
Of which: full-time	173	114	116	74	57	40
Faculty of Electronic Engineering	163	49	95	29	68	20
Of which: full-time	162	49	95	29	67	20
Faculty of Medicine	328	187	274	152	54	35
Of which: full-time	326	186	272	151	54	35
Faculty of Occupational Safety	53	24	37	16	16	8
Of which: full-time	53	24	37	16	16	8
Faculty of Technology - Leskovac	52	22	44	18	8	4
Of which: full-time	50	21	42	17	8	4
Faculty of Sport and Physical Education	50	14	41	9	9	5
Of which: full-time	50	14	41	9	9	5
Faculty of Science and Mathematics	193	101	124	66	69	35
Of which: full-time	192	100	123	65	69	35
Faculty of Arts	117	58	101	47	16	11
Of which: full-time	98	52	82	41	16	11
Private universities	74	36	66	30	8	6
Of which: full-time	68	34	60	28	8	6
"John Naisbitt" (Megatrend)	41	25	36	21	5	4
Of which: full-time	40	25	35	21	5	4
Faculty of Management - Zajecar	41	25	36	21	5	4
Of which: full-time	40	25	35	21	5	4
University Union Nikola Tesla	33	11	30	9	3	2
Of which: full-time	28	9	25	7	3	2
Faculty of Law, Security and Management "Konstantin the Great"	33	11	30	9	3	2
Of which: full-time	28	9	25	7	3	2
<b>Higher schools (colleges)</b>	309	151	256	122	53	29
Of which: full-time	278	136	236	113	42	23
<b>State higher schools (colleges)</b>	309	151	256	122	53	29
Of which: full-time	278	136	236	113	42	23
Preschool Teacher Training College of Applied Studies - Aleksinac	22	8	21	8	1	-
Of which: full-time	20	7	20	7	-	-
Preschool Teacher Training College of Applied Studies - Pirot	23	16	22	15	1	1
Of which: full-time	21	15	20	14	1	1
Textile College of Applied Studies - Leskovac	31	20	25	15	6	5
Of which: full-time	23	11	20	9	3	2
College of Applied Studies - Vranje	26	14	21	11	5	3
Of which: full-time	26	14	21	11	5	3

### 3.1. Teaching staff by universities and faculties (continued)

Territory	Total		Teachers		Assistants	
	All	Women	All	Women	All	Women
Business College of Applied Studies - Leskovac	34	19	29	16	5	3
Of which: full-time	34	19	29	16	5	3
Technical College of Applied Studies - Nis	41	16	27	11	14	5
Of which: full-time	34	14	26	11	8	3
Agriculture and Food College of Applied Studies - Prokuplje	45	17	40	14	5	3
Of which: full-time	41	17	36	14	5	3
Technical College of Applied Studies - Pozarevac	36	15	28	10	8	5
Of which: full-time	32	13	25	9	7	4
Business College of Applied Studies	51	26	43	22	8	4
Of which: full-time	47	26	39	22	8	4
Регион Косово и Метохија	...	...	...	...	...	...

### 3.2. Teaching staff by titles and working hours

Territory	Total		Teachers		Assistants	
	All	Women	All	Women	All	Women
<b>Total</b>	<b>16280</b>	<b>7927</b>	<b>11503</b>	<b>5355</b>	<b>4777</b>	<b>2572</b>
Of which: full-time	14287	6950	10195	4722	4092	2228
Doctors of science	10610	4916	9948	4530	662	386
Of which: full-time	9406	4339	8785	3975	621	364
Masters of sciences and specialists	3307	1737	1114	585	2193	1152
Of which: full-time	2981	1583	1009	535	1972	1048
Without scientific title	2363	1274	441	240	1922	1034
Of which: full-time	1900	1028	401	212	1499	816
PhD supervisors	-	-	2230	874	-	-
Of which: full-time	-	-	2043	842	-	-



Dissemination and public relations unit  
Phone: +38111 2401284  
Email: [stat@stat.gov.rs](mailto:stat@stat.gov.rs)

Library  
Phone: +38111 2412922, ext. 251  
Email: [biblioteka@stat.gov.rs](mailto:biblioteka@stat.gov.rs)