

STATISTICAL RELEASE

LP12

Number 258 - Year LXVII, 15/09/2017

Household Budget Survey

SERB258 LP12 150917

Income in money and in kind and individual consumption of households, 2nd quarter 2017

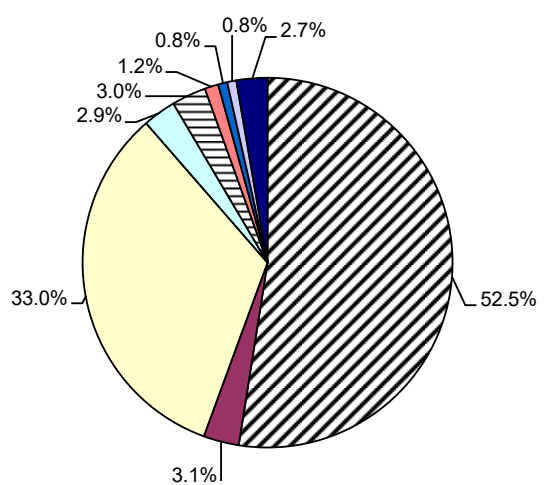
– Preliminary results –










The data were obtained through Household Budget Survey, which has been conducted since 2003 according to international standards and recommendations of Eurostat, International Labour Organization (ILO) and UN, thus providing international data comparability. The survey collects the data on income and household consumption, i.e. the data on basic elements of individual consumption. Besides, the survey compiles also the data on some important living standard indicators (dwelling conditions, supply with durable consumer goods, etc.), as well as some basic data related to demographic, economic and social features of households.

In this survey, a two-stage stratified sample is applied, with enumeration districts as primary and households as secondary selection units. Every fifteen days, 370 households are interviewed, i.e. 8856 households annually.

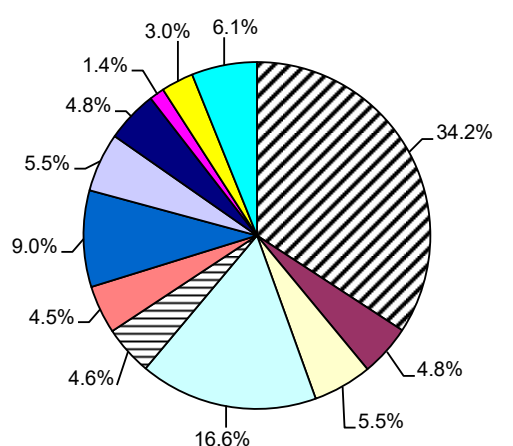
Of the total number of households envisaged for interview in the second quarter (2214 for the Republic of Serbia), the number of 1619 households (73%) was interviewed.













Household income in money, %



-  Regular salaries and wages
-  Other income
-  Pensions (old-age, family, disablement and other)
-  Other social insurance receipts
-  Income from agriculture, hunting and fishing
-  External receipts
-  Real estate related income
-  Donations and awards
-  Other receipts

Individual consumption, %



-  Food and non-alcoholic beverages
-  Alcoholic beverages and tobacco
-  Clothing and footwear
-  Housing, water, electricity, gas and other fuels
-  Furnishings, household equipment and routine household maintenance
-  Health
-  Transport
-  Communication
-  Recreation and culture
-  Education
-  Restaurants and hotels
-  Miscellaneous goods and services

1. Income in money and in kind and individual consumption

– Household average –

– All households –

RSD

	Republic of Serbia					
	Srbija – sever		Srbija – jug			
	Beogradski region	Region Vojvodine	Region Šumadije i Zapadne Srbije	Region Južne i Istočne Srbije	Region Kosovo i Metohija	
Monthly average						
Number of households surveyed	1619	287	495	457	397	...
Number of households assessed	2466316	605006	690551	656902	513857	...
Members, average number	2.68	2.53	2.87	2.95	2.76	...
Consumption units, average number	2.11	2.00	2.25	2.29	2.16	...
Income in money and in kind – total	60195	72586	56924	56030	55325	...
Household income in money	57933	71996	55564	52311	51747	...
Regular salaries and wages	30367	41844	28822	26180	24281	...
Other income	1811	2213	2112	1185	1736	...
Pensions (old-age, family, disablement and other)	19139	22415	18650	17180	18440	...
Other social insurance receipts	1676	1701	1606	1695	1721	...
Income from agriculture, hunting and fishing	1728	165	1817	2921	1921	...
External receipts	708	516	975	530	804	...
Real estate related income	462	717	560	263	280	...
Donations and awards	453	775	233	407	429	...
Other receipts	1589	1650	789	1950	2135	...
Household receipts in kind	2262	590	1360	3719	3578	...
Earned receipts in kind	60	82	32	77	48	...
Natural consumption	2202	508	1328	3642	3530	...
Individual consumption – total	61477	69064	58553	61021	57038	...
Food and non-alcoholic beverages	21008	22893	20407	20780	19880	...
Alcoholic beverages and tobacco	2951	2379	2663	3262	3619	...
Clothing and footwear	3376	3856	3314	3307	2988	...
Housing, water, electricity, gas and other fuels	10228	12335	9787	10056	8564	...
Furnishings, household equipment and routine household maintenance	2816	2911	2609	2789	3016	...
Health	2750	3355	2564	2669	2388	...
Transport	5527	6100	4828	5939	5260	...
Communication	3373	3965	3383	3232	2848	...
Recreation and culture	2970	3910	2803	2644	2507	...
Education	885	1060	821	1094	491	...
Restaurants and hotels	1868	2363	1776	1780	1518	...
Miscellaneous goods and services	3725	3937	3598	3469	3959	...

2. Structure of income in money and in kind and individual consumption

- All households -

%

	Republic of Serbia					
	Srbija – sever		Srbija – jug			
	Beogradski region	Region Vojvodine	Region Šumadije i Zapadne Srbije	Region Južne i Istočne Srbije	Region Kosovo i Metohija	

Monthly average

Number of households surveyed	1619	287	495	457	397	...
Number of households assessed	2466316	605006	690551	656902	513857	...
Members, average number	2.68	2.53	2.87	2.95	2.76	...
Consumption units, average number	2.11	2.00	2.25	2.29	2.16	...
Income in money and in kind – total	100.0	100.0	100.0	100.0	100.0	...
Household income in money	96.2	99.2	97.6	93.4	93.5	...
Regular salaries and wages	50.3	57.7	50.6	46.8	43.8	...
Other income	3.0	3.0	3.7	2.1	3.1	...
Pensions (old-age, family, disablement and other)	31.8	30.9	32.8	30.7	33.3	...
Other social insurance receipts	2.8	2.3	2.8	3.0	3.1	...
Income from agriculture, hunting and fishing	2.9	0.2	3.2	5.2	3.5	...
External receipts	1.2	0.7	1.7	0.9	1.5	...
Real estate related income	0.8	1.0	1.0	0.5	0.5	...
Donations and awards	0.8	1.1	0.4	0.7	0.8	...
Other receipts	2.6	2.3	1.4	3.5	3.9	...
Household receipts in kind	3.8	0.8	2.4	6.6	6.5	...
Earned receipts in kind	0.1	0.1	0.1	0.1	0.1	...
Natural consumption	3.7	0.7	2.3	6.5	6.4	...
Individual consumption – total	100.0	100.0	100.0	100.0	100.0	...
Food and non-alcoholic beverages	34.2	33.2	34.9	34.1	34.9	...
Alcoholic beverages and tobacco	4.8	3.4	4.5	5.3	6.3	...
Clothing and footwear	5.5	5.6	5.7	5.4	5.2	...
Housing, water, electricity, gas and other fuels	16.6	17.9	16.7	16.5	15.0	...
Furnishings, household equipment and routine household maintenance	4.6	4.2	4.5	4.6	5.3	...
Health	4.5	4.9	4.4	4.4	4.2	...
Transport	9.0	8.8	8.2	9.7	9.2	...
Communication	5.5	5.7	5.8	5.3	5.0	...
Recreation and culture	4.8	5.7	4.8	4.3	4.4	...
Education	1.4	1.5	1.4	1.8	0.9	...
Restaurants and hotels	3.0	3.4	3.0	2.9	2.7	...
Miscellaneous goods and services	6.1	5.7	6.1	5.7	6.9	...

3. Comparative review of income in money and in kind and individual consumption of households

RSD

	2016				2017	
	I quarter	II quarter	III quarter	IV quarter	I quarter	II quarter
Income in money and in kind – total	59182	58656	60011	60639	60065	60195
Individual consumption – total	60626	60158	60615	61467	61370	61477

Methodological explanations

A survey unit is taken to be every single - or several - member household, selected according to the sample plan. A household is: a) a community of persons, whose members live and prepare food together and jointly spend the earned income and b) a single person, living, preparing food and spending the earned income on his/her own.

The survey applies the method of diary keeping (a household keeps a consumption diary for fifteen, i.e. sixteen days) regarding individual consumption of food and services and the interview method on the basis of questionnaires, where the reference period for durables is twelve months, for semi-durables, agriculture, hunting and fishing - three months, and for earnings – one month.

Household income in money and in kind comprises income in money and the money value of natural consumption and receipts in kind, which were available to households in the respective survey period.

Household income in money

- **Regular salaries and wages** cover the income from regular employment.
- **Other income comprises** money receipts for overtime work, pursuant to purchase order, author's deed contract, etc.
- **Pensions (old-age, family, disablement and other)** cover the receipts pursuant to pension and disablement insurance and supplementary payments.
- **Other social insurance related receipts** include: social aid, supplements and other welfare receipts; receipts in cases of unemployment and temporary unemployment; alimentation and support; health insurance related receipts, disablement insurance related receipts and supplements; children allowances; student grants and remuneration, i.e. compensations for trade students.
- **Income from agriculture, hunting and fishing** includes earnings of households that are active in agriculture, hunting and fishing.
- **External receipts** include money donations from abroad.
- **Real estate related income** comprises room and flat rents, interests, dividends, etc.
- **Donations and awards** comprise money donations, lottery related receipts, etc.
- **Other receipts** saving deposits raised, returned loans, decreased cash amounts in households, refunded nationalized property, life insurance and real estate insurance premiums, etc.

Household receipts in kind

- **Earned receipts in kind** include food, clothes, footwear, household expenditures (electricity, phone, registration fees, car fuel) paid by employer, etc.
- **Natural consumption** comprises the value of products from own household production that are used for individual consumption (food, drinks, wood for heating, etc.)

Individual consumption of households is presented by the following groups of COICOP classification (Classification of individual consumption by purpose): Food and non-alcoholic beverages; Alcoholic beverages and tobacco; Clothing and footwear; Housing, water, electricity, gas and other fuels; Furnishings, household equipment and routine household maintenance; Health; Transport; Communication; Recreation and culture; Education; Restaurants and hotels and Miscellaneous goods and services.

The published data relate to income in money and in kind and individual consumption in the 2nd quarter 2017 and they present monthly average values by household, given in dinar amounts (RSD).

Starting from 1999 the Statistical Office of the Republic of Serbia has not at disposal and may not provide available certain data relative to AP Kosovo and Metohia and therefore these data are not included in the coverage for the Republic of Serbia (total).