

# STATISTICAL RELEASE

# ZP12

Number 8 - Year LXVII, 16.01.2017.

SRB008 ZP12 160117

## Statistics of Earnings

### Employees in legal entities, by salaries and wages size and level of educational attainment, September 2016

#### 1. Employees\* by sector of activities, level of educational attainment and sex, September 2016

##### Republic of Serbia

	Total	Level of educational attainment							
		University	Vocational higher	Secondary	Lower	Highly qualified	Qualified	Semi-qualified	Non-qualified
<b>Total</b>									
<b>REPUBLIC OF SERBIA - TOTAL</b>	<b>1018644</b>	<b>265773</b>	<b>74854</b>	<b>367920</b>	<b>45468</b>	<b>39031</b>	<b>123582</b>	<b>39341</b>	<b>62675</b>
Agriculture, forestry and fishing	22708	2984	691	7314	1508	782	4612	1349	3468
Mining and quarrying	25046	2492	742	6387	162	4615	7819	1555	1274
Manufacturing	223207	21599	9749	86850	14906	8976	44987	15083	21057
Electricity, gas, steam and air conditioning supply	26661	5288	2018	9541	57	3546	5167	443	601
Water supply, sewerage, waste management and remediation activities	31120	3303	1689	10024	1851	1181	6051	1888	5133
Construction	36199	5249	1815	11142	1819	1586	9156	2123	3309
Wholesale and retail trade and repair of motor vehicles and motorcycles	86507	11308	4333	48443	4076	1276	12931	1783	2357
Transportation and storage	66098	8989	3279	27981	2412	9142	10501	2439	1355
Accommodation and food service activities	13210	1490	648	5731	765	370	2369	1160	677
Information and communication	26985	10502	2421	10807	225	1407	1442	54	127
Financial and insurance activities	28638	11877	3458	11502	342	354	612	32	461
Real estate activities	1627	427	154	643	90	15	179	10	109
Professional, scientific and technical activities	26558	12939	1533	9074	756	349	1011	262	634
Administrative and support service activities	31777	3020	1115	15251	3695	1959	2489	744	3504
Public administration and defence; compulsory social security	68072	30749	6438	24860	1405	353	2464	489	1314
Education	134519	93705	12072	8638	6511	1101	2258	1415	8819
Human health and social work activities	147706	33788	21290	63818	3916	1654	7864	7930	7446
Arts, entertainment and recreation	17922	5001	1158	8835	633	227	1010	452	606
Other service activities	4084	1063	251	1079	339	138	660	130	424
<b>Males</b>									
<b>REPUBLIC OF SERBIA - TOTAL</b>	<b>512901</b>	<b>105737</b>	<b>28461</b>	<b>180426</b>	<b>23053</b>	<b>31332</b>	<b>92866</b>	<b>20449</b>	<b>30577</b>
Agriculture, forestry and fishing	16875	1877	404	5169	1193	637	3901	1142	2552
Mining and quarrying	21119	1703	481	4337	143	4515	7284	1436	1220
Manufacturing	132385	12226	5782	49207	7674	7054	32068	7591	10783
Electricity, gas, steam and air conditioning supply	20907	3463	1405	6764	43	3467	4992	362	411
Water supply, sewerage, waste management and remediation activities	23709	1860	1021	6497	1582	1155	5614	1640	4340
Construction	30066	3290	1185	8495	1508	1556	8945	1995	3092
Wholesale and retail trade and repair of motor vehicles and motorcycles	38421	4532	1876	20641	1952	870	6144	942	1464
Transportation and storage	49004	4421	2104	21122	2156	6231	9605	2278	1087
Accommodation and food service activities	5539	656	269	2488	368	199	1098	263	198
Information and communication	16115	5643	1317	6522	128	1146	1227	35	97
Financial and insurance activities	10126	4415	1226	3746	108	122	307	13	189
Real estate activities	1062	233	83	424	54	12	146	8	102
Professional, scientific and technical activities	14592	6480	804	5160	457	284	819	167	421
Administrative and support service activities	21886	1327	659	10861	2784	1935	1930	624	1766
Public administration and defence; compulsory social security	27527	11562	2730	10598	516	207	1359	152	403
Education	41631	29447	3705	3344	1245	775	1613	366	1136
Human health and social work activities	31034	9995	2744	10243	614	893	4634	1126	785
Arts, entertainment and recreation	8443	2129	536	4255	277	150	619	201	276
Other service activities	2460	478	130	553	251	124	561	108	255

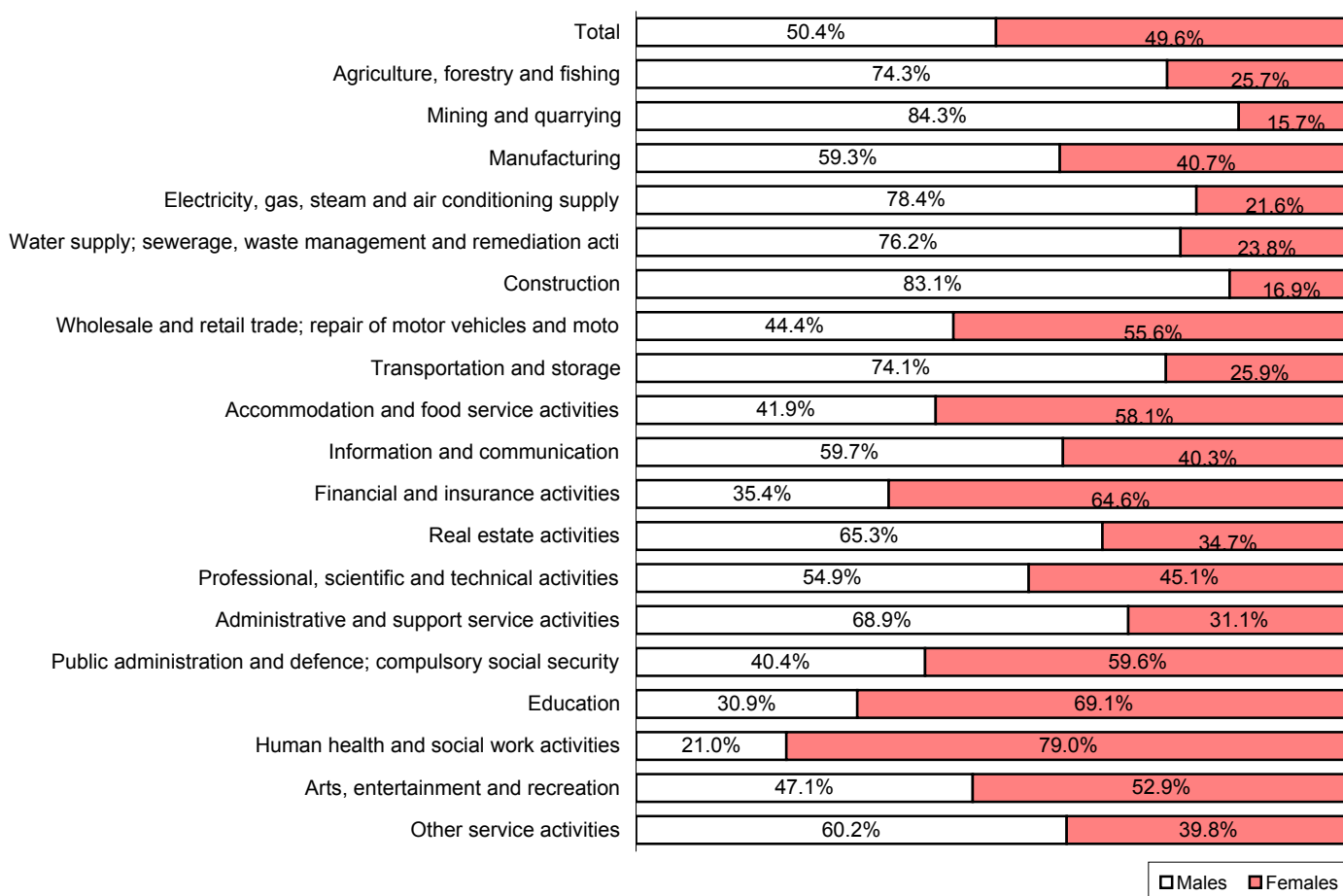
\* The data on employment presented in this statistical release, do not express the actual number of employed persons but are used for estimating the structure of employed by sex, educational attainment and by size of salaries and wages.

**1. Employees by sector of activities, level of educational attainment and sex,  
September 2016 (continued)**

Republic of Serbia

	Total	Level of educational attainment							
		University	Vocational higher	Secondary	Lower	Highly qualified	Qualified	Semi-qualified	Non-qualified
<b>Females</b>									
<b>REPUBLIC OF SERBIA - TOTAL</b>	<b>505743</b>	<b>160036</b>	<b>46393</b>	<b>187494</b>	<b>22415</b>	<b>7699</b>	<b>30716</b>	<b>18892</b>	<b>32098</b>
Agriculture, forestry and fishing	5833	1107	287	2145	315	145	711	207	916
Mining and quarrying	3927	789	261	2050	19	100	535	119	54
Manufacturing	90822	9373	3967	37643	7232	1922	12919	7492	10274
Electricity, gas, steam and air conditioning supply	5754	1825	613	2777	14	79	175	81	190
Water supply, sewerage, waste management and remediation activities	7411	1443	668	3527	269	26	437	248	793
Construction	6133	1959	630	2647	311	30	211	128	217
Wholesale and retail trade and repair of motor vehicles and motorcycles	48086	6776	2457	27802	2124	406	6787	841	893
Transportation and storage	17094	4568	1175	6859	256	2911	896	161	268
Accommodation and food service activities	7671	834	379	3243	397	171	1271	897	479
Information and communication	10870	4859	1104	4285	97	261	215	19	30
Financial and insurance activities	18512	7462	2232	7756	234	232	305	19	272
Real estate activities	565	194	71	219	36	3	33	2	7
Professional, scientific and technical activities	11966	6459	729	3914	299	65	192	95	213
Administrative and support service activities	9891	1693	456	4390	911	24	559	120	1738
Public administration and defence; compulsory social security	40545	19187	3708	14262	889	146	1105	337	911
Education	92888	64258	8367	5294	5266	326	645	1049	7683
Human health and social work activities	116672	23793	18546	53575	3302	761	3230	6804	6661
Arts, entertainment and recreation	9479	2872	622	4580	356	77	391	251	330
Other service activities	1624	585	121	526	88	14	99	22	169

**Percentage of male and female employees in the total number of employees, September 2016**



**2. Structure of employees by level of educational attainment, by sector of activities,  
September 2016**

Republic of Serbia

	Total	Level of educational attainment							
		University	Vocatio- nal higher	Secon- dary	Lower	Highly qualified	Qualified	Semi- qualified	Non- qualified
<b>Total</b>									
<b>REPUBLIC OF SERBIA - TOTAL</b>	<b>100.00</b>	<b>26.10</b>	<b>7.30</b>	<b>36.10</b>	<b>4.50</b>	<b>3.80</b>	<b>12.10</b>	<b>3.90</b>	<b>6.20</b>
Agriculture, forestry and fishing	100.00	13.10	3.00	32.20	6.60	3.40	20.30	5.90	15.30
Mining and quarrying	100.00	9.90	3.00	25.50	0.60	18.40	31.20	6.20	5.10
Manufacturing	100.00	9.70	4.40	38.90	6.70	4.00	20.20	6.80	9.40
Electricity, gas, steam and air conditioning supply	100.00	19.80	7.60	35.80	0.20	13.30	19.40	1.70	2.30
Water supply, sewerage, waste management and remediation activities	100.00	10.60	5.40	32.20	5.90	3.80	19.40	6.10	16.50
Construction	100.00	14.50	5.00	30.80	5.00	4.40	25.30	5.90	9.10
Wholesale and retail trade and repair of motor vehicles and motorcycles	100.00	13.10	5.00	56.00	4.70	1.50	14.90	2.10	2.70
Transportation and storage	100.00	13.60	5.00	42.30	3.60	13.80	15.90	3.70	2.00
Accommodation and food service activities	100.00	11.30	4.90	43.40	5.80	2.80	17.90	8.80	5.10
Information and communication	100.00	38.90	9.00	40.00	0.80	5.20	5.30	0.20	0.50
Financial and insurance activities	100.00	41.50	12.10	40.20	1.20	1.20	2.10	0.10	1.60
Real estate activities	100.00	26.20	9.50	39.50	5.50	0.90	11.00	0.60	6.70
Professional, scientific and technical activities	100.00	48.70	5.80	34.20	2.80	1.30	3.80	1.00	2.40
Administrative and support service activities	100.00	9.50	3.50	48.00	11.60	6.20	7.80	2.30	11.00
Public administration and defence; compulsory social security	100.00	45.20	9.50	36.50	2.10	0.50	3.60	0.70	1.90
Education	100.00	69.70	9.00	6.40	4.80	0.80	1.70	1.10	6.60
Human health and social work activities	100.00	22.90	14.40	43.20	2.70	1.10	5.30	5.40	5.00
Arts, entertainment and recreation	100.00	27.90	6.50	49.30	3.50	1.30	5.60	2.50	3.40
Other service activities	100.00	26.00	6.10	26.40	8.30	3.40	16.20	3.20	10.40
<b>Males</b>									
<b>REPUBLIC OF SERBIA - TOTAL</b>	<b>100.00</b>	<b>20.60</b>	<b>5.50</b>	<b>35.20</b>	<b>4.50</b>	<b>6.10</b>	<b>18.10</b>	<b>4.00</b>	<b>6.00</b>
Agriculture, forestry and fishing	100.00	11.10	2.40	30.60	7.10	3.80	23.10	6.80	15.10
Mining and quarrying	100.00	8.10	2.30	20.50	0.70	21.40	34.50	6.80	5.80
Manufacturing	100.00	9.20	4.40	37.20	5.80	5.30	24.20	5.70	8.10
Electricity, gas, steam and air conditioning supply	100.00	16.60	6.70	32.40	0.20	16.60	23.90	1.70	2.00
Water supply, sewerage, waste management and remediation activities	100.00	7.80	4.30	27.40	6.70	4.90	23.70	6.90	18.30
Construction	100.00	10.90	3.90	28.30	5.00	5.20	29.80	6.60	10.30
Wholesale and retail trade and repair of motor vehicles and motorcycles	100.00	11.80	4.90	53.70	5.10	2.30	16.00	2.50	3.80
Transportation and storage	100.00	9.00	4.30	43.10	4.40	12.70	19.60	4.60	2.20
Accommodation and food service activities	100.00	11.80	4.90	44.90	6.60	3.60	19.80	4.70	3.60
Information and communication	100.00	35.00	8.20	40.50	0.80	7.10	7.60	0.20	0.60
Financial and insurance activities	100.00	43.60	12.10	37.00	1.10	1.20	3.00	0.10	1.90
Real estate activities	100.00	21.90	7.80	39.90	5.10	1.10	13.70	0.80	9.60
Professional, scientific and technical activities	100.00	44.40	5.50	35.40	3.10	1.90	5.60	1.10	2.90
Administrative and support service activities	100.00	6.10	3.00	49.60	12.70	8.80	8.80	2.90	8.10
Public administration and defence; compulsory social security	100.00	42.00	9.90	38.50	1.90	0.80	4.90	0.60	1.50
Education	100.00	70.70	8.90	8.00	3.00	1.90	3.90	0.90	2.70
Human health and social work activities	100.00	32.20	8.80	33.00	2.00	2.90	14.90	3.60	2.50
Arts, entertainment and recreation	100.00	25.20	6.30	50.40	3.30	1.80	7.30	2.40	3.30
Other service activities	100.00	19.40	5.30	22.50	10.20	5.00	22.80	4.40	10.40

**2. Structure of employees by level of educational attainment, by sector of activities,  
September 2016 (continued)**

Republic of Serbia

	Total	Level of educational attainment							
		University	Vocational higher	Secondary	Lower	Highly qualified	Qualified	Semi-qualified	Non-qualified
<b>Females</b>									
<b>REPUBLIC OF SERBIA - TOTAL</b>	<b>100.00</b>	<b>31.60</b>	<b>9.20</b>	<b>37.10</b>	<b>4.40</b>	<b>1.50</b>	<b>6.10</b>	<b>3.70</b>	<b>6.30</b>
Agriculture, forestry and fishing	100.00	19.00	4.90	36.80	5.40	2.50	12.20	3.50	15.70
Mining and quarrying	100.00	20.10	6.60	52.20	0.50	2.50	13.60	3.00	1.40
Manufacturing	100.00	10.30	4.40	41.40	8.00	2.10	14.20	8.20	11.30
Electricity, gas, steam and air conditioning supply	100.00	31.70	10.70	48.30	0.20	1.40	3.00	1.40	3.30
Water supply, sewerage, waste management and remediation activities	100.00	19.50	9.00	47.60	3.60	0.40	5.90	3.30	10.70
Construction	100.00	31.90	10.30	43.20	5.10	0.50	3.40	2.10	3.50
Wholesale and retail trade and repair of motor vehicles and motorcycles	100.00	14.10	5.10	57.80	4.40	0.80	14.10	1.70	1.90
Transportation and storage	100.00	26.70	6.90	40.10	1.50	17.00	5.20	0.90	1.60
Accommodation and food service activities	100.00	10.90	4.90	42.30	5.20	2.20	16.60	11.70	6.20
Information and communication	100.00	44.70	10.20	39.40	0.90	2.40	2.00	0.20	0.30
Financial and insurance activities	100.00	40.30	12.10	41.90	1.30	1.30	1.60	0.10	1.50
Real estate activities	100.00	34.30	12.60	38.80	6.40	0.50	5.80	0.40	1.20
Professional, scientific and technical activities	100.00	54.00	6.10	32.70	2.50	0.50	1.60	0.80	1.80
Administrative and support service activities	100.00	17.10	4.60	44.40	9.20	0.20	5.70	1.20	17.60
Public administration and defence; compulsory social security	100.00	47.30	9.10	35.20	2.20	0.40	2.70	0.80	2.20
Education	100.00	69.20	9.00	5.70	5.70	0.40	0.70	1.10	8.30
Human health and social work activities	100.00	20.40	15.90	45.90	2.80	0.70	2.80	5.80	5.70
Arts, entertainment and recreation	100.00	30.30	6.60	48.30	3.80	0.80	4.10	2.60	3.50
Other service activities	100.00	36.00	7.50	32.40	5.40	0.90	6.10	1.40	10.40

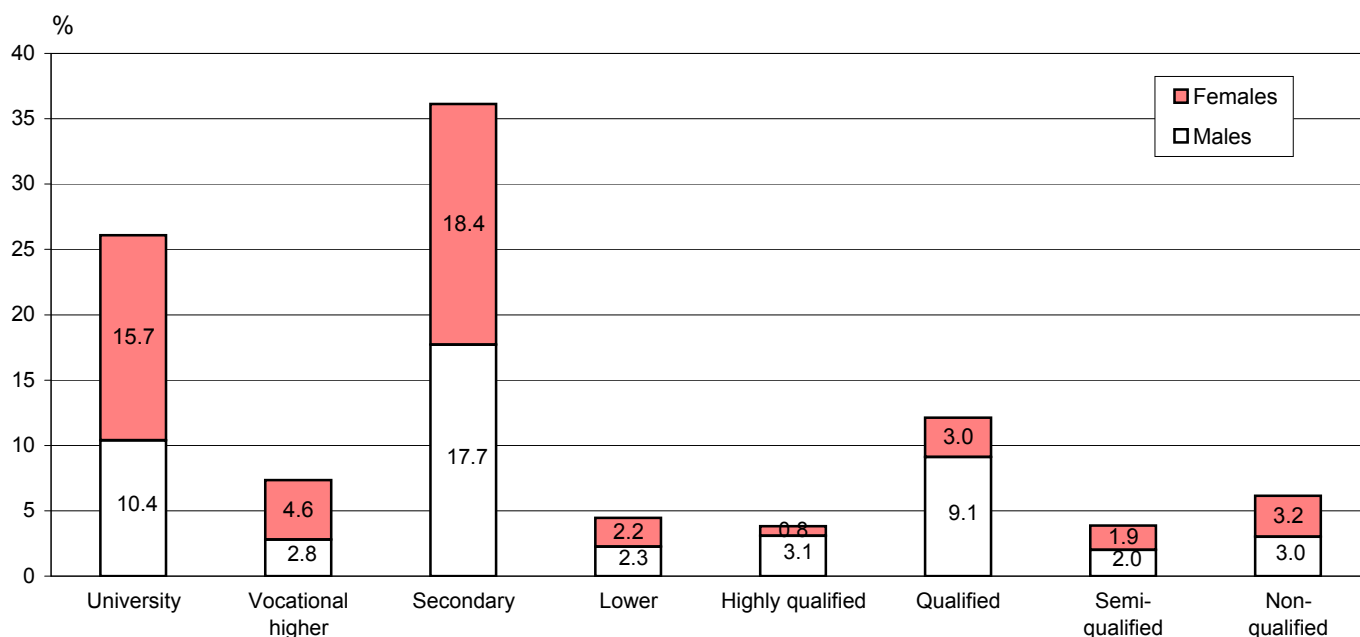
**3. Employees by average salaries and wages size, September 2016**

	Republic of Serbia							
	Total	Serbia – North			Serbia – South			
		Total	City of Belgrade	Region of Vojvodina	Total	Region of Sumadija and Western Serbia	Region of Southern and Eastern Serbia	Region of Kosovo and Metohia
<b>Total</b>	<b>1018644</b>	<b>599987</b>	<b>322855</b>	<b>277132</b>	<b>418657</b>	<b>224717</b>	<b>193940</b>	...
Did not receive salaries, wages	26267	15485	7727	7758	10782	5935	4847	...
Received up to 20000 dinars	25890	13810	6960	6850	12080	5420	6660	...
20001-25000	28373	13244	5903	7341	15129	6738	8391	...
25001-35000	136418	69393	29574	39819	67025	35694	31331	...
35001-45000	163759	87658	40380	47278	76101	41398	34703	...
45001-65000	263767	151060	72339	78721	112707	64755	47952	...
65001-85000	167077	105089	61591	43498	61988	36294	25694	...
85001 – 110000	93194	61056	38991	22065	32138	14949	17189	...
110001 – 150000	67365	45055	31151	13904	22310	9597	12713	...
150001 dinars and more	46534	38137	28239	9898	8397	3937	4460	...

#### 4. Employees by level of educational attainment, September 2016

	Republic of Serbia							
	Total	Serbia – North			Serbia – South			
		Total	City of Belgrade	Region of Vojvodina	Total	Region of Sumadija and Western Serbia	Region of Southern and Eastern Serbia	Region of Kosovo and Metohia
<b>Total</b>								
<b>Total</b>	<b>1018644</b>	<b>599987</b>	<b>322855</b>	<b>277132</b>	<b>418657</b>	<b>224717</b>	<b>193940</b>	...
University educational attainment	265773	167636	99879	67757	98137	53461	44676	...
Vocational higher educational attainment	74854	44520	26426	18094	30334	16365	13969	...
Secondary educational attainment	367920	223874	117872	106002	144046	73032	71014	...
Lower educational attainment	45468	27763	13262	14501	17705	8449	9256	...
Highly qualified	39031	23935	17955	5980	15096	9274	5822	...
Qualified	123582	64192	31258	32934	59390	32253	27137	...
Semi-qualified	39341	16720	7688	9032	22621	13381	9240	...
Non-qualified	62675	31347	8515	22832	31328	18502	12826	...
<b>Males</b>								
<b>Total</b>	<b>512901</b>	<b>295714</b>	<b>157782</b>	<b>137932</b>	<b>217187</b>	<b>115275</b>	<b>101912</b>	...
University educational attainment	105737	65718	39428	26290	40019	20805	19214	...
Vocational higher educational attainment	28461	16379	10004	6375	12082	6303	5779	...
Secondary educational attainment	180426	110920	56191	54729	69506	35376	34130	...
Lower educational attainment	23053	13953	7342	6611	9100	4385	4715	...
Highly qualified	31332	19638	15505	4133	11694	6851	4843	...
Qualified	92866	46515	22715	23800	46351	25215	21136	...
Semi-qualified	20449	8101	3150	4951	12348	7203	5145	...
Non-qualified	30577	14490	3447	11043	16087	9137	6950	...
<b>Females</b>								
<b>Total</b>	<b>505743</b>	<b>304273</b>	<b>165073</b>	<b>139200</b>	<b>201470</b>	<b>109442</b>	<b>92028</b>	...
University educational attainment	160036	101918	60451	41467	58118	32656	25462	...
Vocational higher educational attainment	46393	28141	16422	11719	18252	10062	8190	...
Secondary educational attainment	187494	112954	61681	51273	74540	37656	36884	...
Lower educational attainment	22415	13810	5920	7890	8605	4064	4541	...
Highly qualified	7699	4297	2450	1847	3402	2423	979	...
Qualified	30716	17677	8543	9134	13039	7038	6001	...
Semi-qualified	18892	8619	4538	4081	10273	6178	4095	...
Non-qualified	32098	16857	5068	11789	15241	9365	5876	...

Structure of employees by level of educational attainment and sex, September 2016

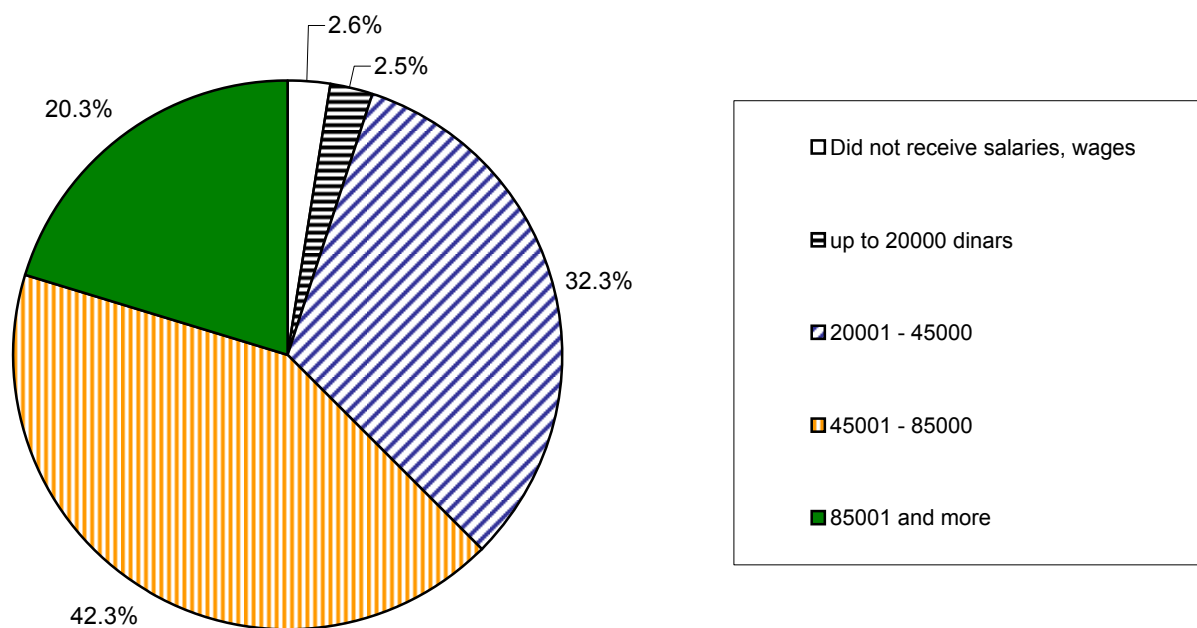


## 5. Distribution of employees by wages and salaries size by sector of activities, September 2016

Republic of Serbia

	Total	Did not receive salaries, wages	up to 20000 dinars	20001-25000	25001-35000	35001-45000	45001-65000	65001-85000	85001-110000	110001-150000	150001 and more
<b>REPUBLIC OF SERBIA - TOTAL</b>	<b>1018644</b>	<b>26267</b>	<b>25890</b>	<b>28373</b>	<b>136418</b>	<b>163759</b>	<b>263767</b>	<b>167077</b>	<b>93194</b>	<b>67365</b>	<b>46534</b>
Agriculture, forestry and fishing	22708	834	314	659	2319	5017	8338	3167	1275	531	254
Mining and quarrying	25046	507	54	134	307	697	2140	3964	7041	8124	2078
Manufacturing	223207	6651	4774	8592	37997	44159	53680	26777	20383	12107	8087
Electricity, gas, steam and air conditioning supply	26661	348	246	14	70	338	1759	3446	8762	8301	3377
Water supply, sewerage, waste management and remediation activities	31120	302	721	773	2623	7521	11770	4761	1940	577	132
Construction	36199	1788	668	892	4340	5541	10286	6648	3360	1595	1081
Wholesale and retail trade and repair of motor vehicles and motorcycles	86507	2643	2775	3916	20743	20496	16006	7069	4720	3783	4356
Transportation and storage	66098	605	733	1139	5527	11278	27207	12205	3064	1680	2660
Accommodation and food service activities	13210	558	205	708	2075	3832	3544	1095	674	328	191
Information and communication	26985	536	165	212	926	1446	6135	6744	3201	3053	4567
Financial and insurance activities	28638	774	1341	178	579	597	2668	5758	6458	4498	5787
Real estate activities	1627	32	9	9	61	191	461	265	260	211	128
Professional, scientific and technical activities	26558	800	729	500	2040	2953	4886	4431	3596	3094	3529
Administrative and support service activities	31777	744	1014	1418	9676	5854	6375	3475	1861	779	581
Public administration and defence; compulsory social security	68072	1193	549	566	3193	14676	18114	12204	9200	5237	3140
Education	134519	1311	9345	5363	21819	12324	27122	44076	5679	4858	2622
Human health and social work activities	147706	5494	1764	2688	18108	21718	57891	18013	10620	7971	3439
Arts, entertainment and recreation	17922	844	417	487	3395	4689	4307	2432	817	316	218
Other service activities	4084	303	67	125	620	432	1078	547	283	322	307

**Structure of employees by salaries and wages size, September 2016**



## 6. Average salaries and wages by employee by sector of activities and sex, September 2016

RSD

	Republic of Serbia							
	Total	Serbia – North			Serbia – South			
		Total	City of Belgrade	Region of Vojvodina	Total	Region of Sumadija and Western Serbia	Region of Southern and Eastern Serbia	
<b>Total</b>								
<b>REPUBLIC OF SERBIA - TOTAL</b>	<b>67871</b>	<b>74652</b>	<b>84431</b>	<b>63260</b>	<b>58154</b>	<b>57484</b>	<b>58929</b>	...
Agriculture, forestry and fishing	55518	58051	61306	57436	47913	48812	46612	...
Mining and quarrying	103601	119621	115596	146166	82850	82406	83229	...
Manufacturing	62513	69203	88339	63817	57135	56487	57892	...
Electricity, gas, steam and air conditioning supply	109840	111817	116705	103988	107897	100052	113676	...
Water supply, sewerage, waste management and remediation	55515	61736	68613	57242	50054	50429	49593	...
Construction	64790	69517	72059	65056	57171	58097	55748	...
Wholesale and retail trade and repair of motor vehicles and m	63590	70821	83282	50477	46317	48576	43684	...
Transportation and storage	66824	75369	86193	54613	49928	48422	51887	...
Accommodation and food service activities	50009	52805	56500	43090	44824	45909	43245	...
Information and communication	126970	137657	153123	94152	73028	75449	69590	...
Financial and insurance activities	121368	127216	132249	108576	89913	94233	82917	...
Real estate activities	84382	92363	93420	91017	50877	54024	49760	...
Professional, scientific and technical activities	101806	108710	102072	131687	60319	56760	64434	...
Administrative and support service activities	49252	49184	47436	54255	49709	50808	48727	...
Public administration and defence; compulsory social security	68915	73085	77628	65925	62784	62851	62710	...
Education	59688	64739	73291	57262	54206	54559	53782	...
Human health and social work activities	57691	57556	58440	56529	57860	56927	58916	...
Arts, entertainment and recreation	51394	53803	59742	44992	46268	47921	44269	...
Other service activities	67808	87781	100732	66851	44300	46196	43739	...
<b>Males</b>								
<b>REPUBLIC OF SERBIA - TOTAL</b>	<b>74447</b>	<b>82982</b>	<b>94541</b>	<b>69760</b>	<b>62826</b>	<b>61164</b>	<b>64705</b>	...
Agriculture, forestry and fishing	55952	58142	63026	57349	49066	49916	47960	...
Mining and quarrying	104737	122756	118891	146899	83845	83512	84138	...
Manufacturing	68939	75831	91929	70743	63361	60484	66959	...
Electricity, gas, steam and air conditioning supply	112227	113830	119211	105246	110769	102545	116647	...
Water supply, sewerage, waste management and remediation	55768	62565	70535	57240	50040	50369	49639	...
Construction	64527	69465	72098	64916	56873	57847	55345	...
Wholesale and retail trade and repair of motor vehicles and m	75393	85919	101143	59296	51705	56334	46514	...
Transportation and storage	67264	76811	89855	54336	49914	48050	52308	...
Accommodation and food service activities	54577	58653	63194	46897	47943	50519	44417	...
Information and communication	140802	155696	175832	102830	76584	79080	72943	...
Financial and insurance activities	142910	149581	155953	125746	107041	114779	95244	...
Real estate activities	85193	93585	94123	93007	50112	50378	50026	...
Professional, scientific and technical activities	107215	116510	105688	151173	60667	55813	66164	...
Administrative and support service activities	48581	48417	44816	59991	49889	52026	48296	...
Public administration and defence; compulsory social security	70389	74880	80032	67433	64805	65078	64548	...
Education	65210	75801	91190	62811	55640	56213	55052	...
Human health and social work activities	67167	69100	70594	67634	65181	64195	66176	...
Arts, entertainment and recreation	55077	59138	70014	44090	46972	48317	45383	...
Other service activities	65596	87644	104307	65140	45269	44429	45511	...

## 6. Average salaries and wages by employee by sector of activities and sex, September 2016 (continued)

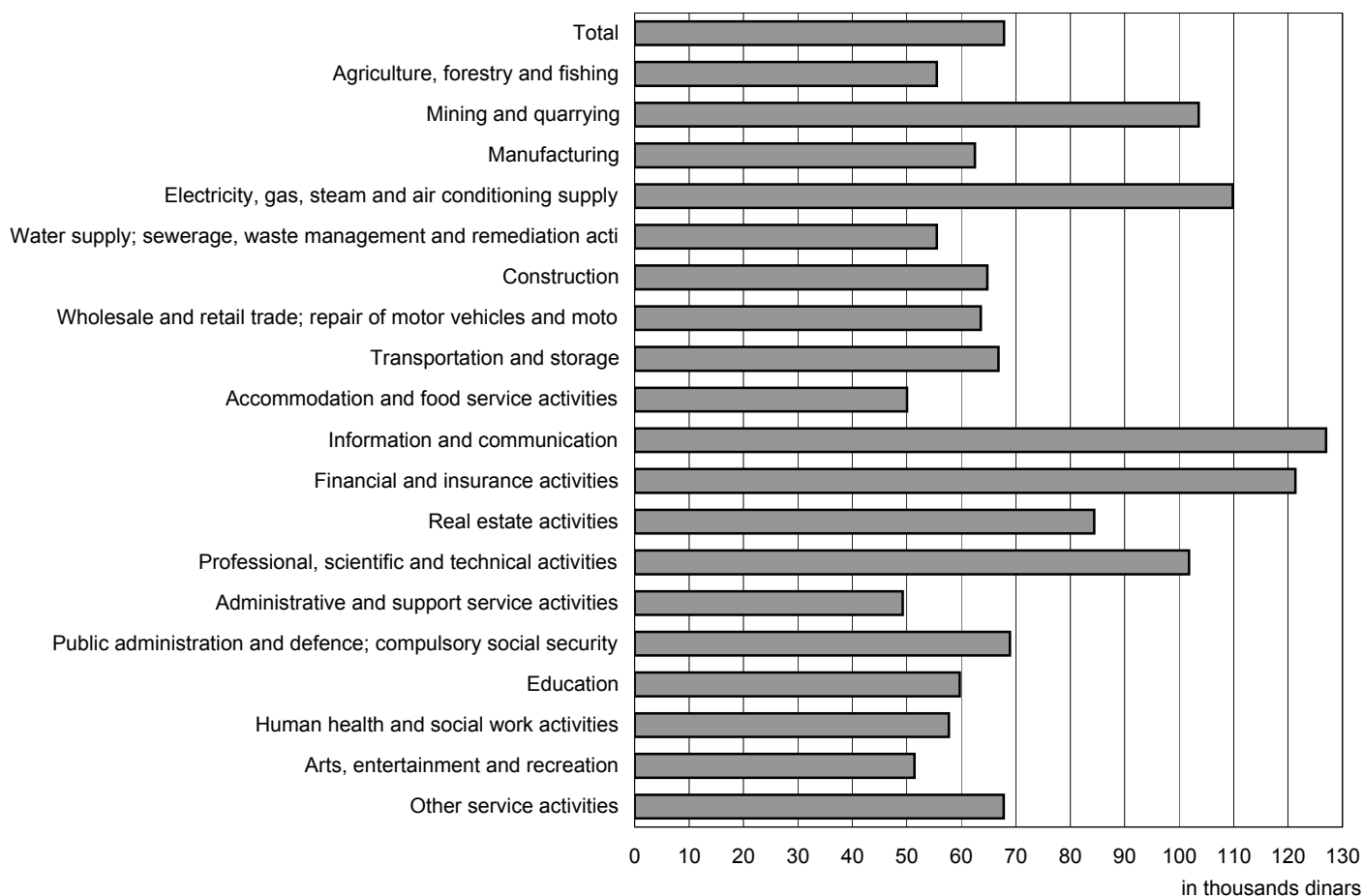
RSD

	Republic of Serbia						
	Total	Serbia – North			Serbia – South		
		Total	City of Belgrade	Region of Vojvodina	Total	Region of Sumadija and Western Serbia	Region of Southern and Eastern Serbia

### Females

REPUBLIC OF SERBIA - TOTAL	61203	66556	74768	56819	53117	53609	52533	...
Agriculture, forestry and fishing	54261	57776	57954	57727	44985	46402	42259	...
Mining and quarrying	97490	106900	102708	142289	74254	71033	76340	...
Manufacturing	53148	59457	81646	54272	48123	50245	45869	...
Electricity, gas, steam and air conditioning supply	101164	105649	109074	100093	95339	90089	99745	...
Water supply, sewerage, waste management and remediation	54703	59308	62674	57248	50105	50633	49428	...
Construction	66080	69747	71890	65723	58867	59612	57855	...
Wholesale and retail trade and repair of motor vehicles and m	54160	59140	68816	44149	41669	42102	41148	...
Transportation and storage	65563	71659	77916	55547	49978	49735	50310	...
Accommodation and food service activities	46710	48909	52073	40508	42214	42225	42199	...
Information and communication	106465	112664	123006	80534	65472	67460	62807	...
Financial and insurance activities	109584	114983	119242	99298	80541	83389	75771	...
Real estate activities	82857	90072	92351	86038	52331	59722	49218	...
Professional, scientific and technical activities	95210	99764	98082	106159	59697	58408	61245	...
Administrative and support service activities	50736	50996	54194	43587	49443	49385	49511	...
Public administration and defence; compulsory social security	67915	72001	76253	64935	61162	61302	60984	...
Education	57213	60389	66434	55028	53471	53801	53040	...
Human health and social work activities	55170	54834	55848	53607	55619	54853	56514	...
Arts, entertainment and recreation	48113	49233	51395	45826	45587	47546	43163	...
Other service activities	71160	87938	97199	69362	42220	49728	39850	...

### Average salaries and wages by activity, September 2016





## 7. Average salaries and wages by level of educational attainment and sex, September 2016

RSD

	Republic of Serbia							
	Total	Serbia – North			Serbia – South			
		Total	City of Belgrade	Region of Vojvodina	Total	Region of Sumadija and Western Serbia	Region of Southern and Eastern Serbia	

### Total

<b>Total</b>	<b>67871</b>	<b>74652</b>	<b>84431</b>	<b>63260</b>	<b>58154</b>	<b>57484</b>	<b>58929</b>	...
University educational attainment	101467	113976	127096	94635	80100	79793	80467	...
Vocational higher educational attainment	70548	76888	84093	66364	61243	60861	61691	...
Secondary educational attainment	57063	60587	65202	55455	51585	51077	52107	...
Lower educational attainment	42550	44695	47006	42581	39187	38530	39787	...
Highly qualified	75200	77121	81042	65350	72154	65369	82962	...
Qualified	54049	55621	60423	51064	52350	50121	55000	...
Semi-qualified	44439	43156	44614	41914	45388	46964	43105	...
Non-qualified	41430	42052	40733	42544	40808	40474	41290	...

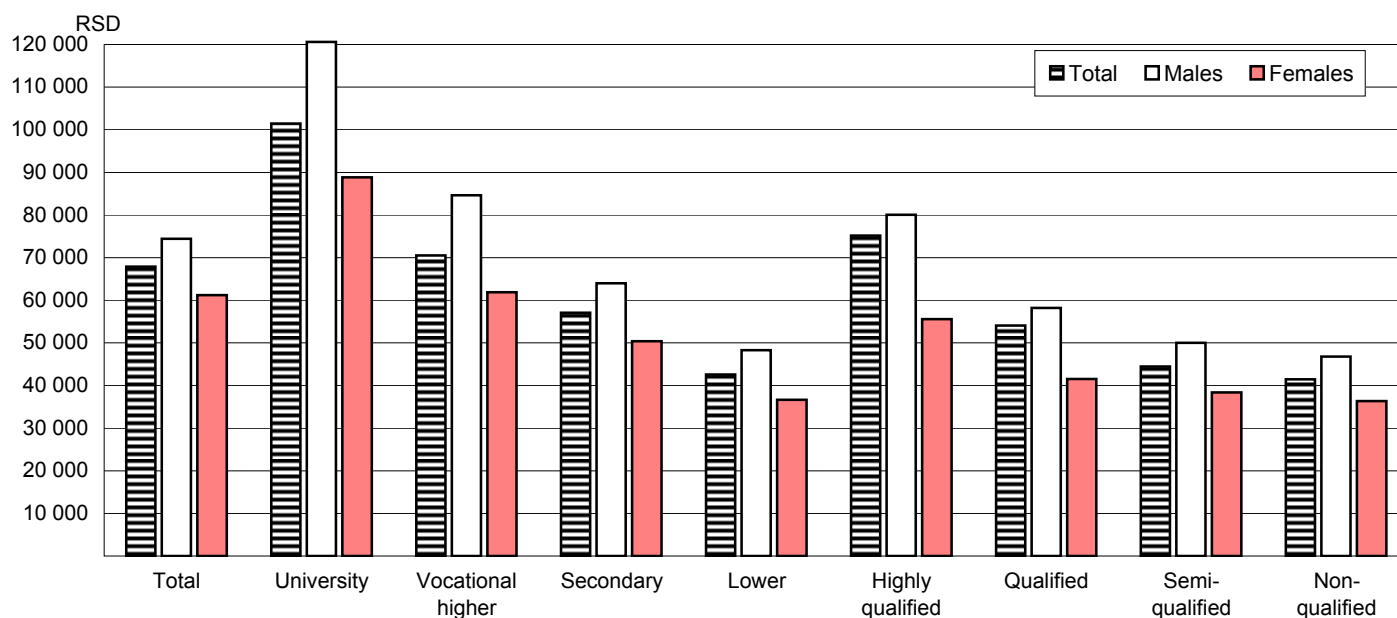
### Males

<b>Total</b>	<b>74447</b>	<b>82982</b>	<b>94541</b>	<b>69760</b>	<b>62826</b>	<b>61164</b>	<b>64705</b>	...
University educational attainment	120632	140215	156448	115869	88475	88468	88482	...
Vocational higher educational attainment	84624	96592	107512	79456	68400	67523	69357	...
Secondary educational attainment	63980	67888	73582	62041	57743	56476	59056	...
Lower educational attainment	48256	52066	54621	49228	42414	41335	43418	...
Highly qualified	80029	80923	83667	70628	78528	70401	90024	...
Qualified	58197	60112	65819	54665	56276	53432	59669	...
Semi-qualified	50009	50694	55622	47559	49560	50377	48416	...
Non-qualified	46747	47602	49219	47097	45977	45188	47015	...

### Females

<b>Total</b>	<b>61203</b>	<b>66556</b>	<b>74768</b>	<b>56819</b>	<b>53117</b>	<b>53609</b>	<b>52533</b>	...
University educational attainment	88804	97056	107952	81172	74333	74267	74418	...
Vocational higher educational attainment	61912	65419	69827	59241	56506	56688	56282	...
Secondary educational attainment	50406	53418	57567	48426	45843	46005	45677	...
Lower educational attainment	36682	37247	37562	37011	35774	35503	36017	...
Highly qualified	55548	59747	64426	53541	50244	51140	48027	...
Qualified	41508	43805	46077	41680	38394	38259	38552	...
Semi-qualified	38410	36071	36974	35066	40373	42986	36432	...
Non-qualified	36365	37281	34961	38279	35352	35875	34519	...

## Average salaries and wages by employees' sex and level of educational attainment, September 2016



**8. Average salaries and wages by sector of activities, level of educational attainment and sex,  
September 2016**

Republic of Serbia

RSD

	Total	Level of educational attainment							Non-qualified
		University	Vocational higher	Secondary	Lower	Highly qualified	Qualified	Semi-qualified	
<b>Total</b>									
<b>REPUBLIC OF SERBIA - TOTAL</b>	<b>67871</b>	<b>101467</b>	<b>70548</b>	<b>57063</b>	<b>42550</b>	<b>75200</b>	<b>54049</b>	<b>44439</b>	<b>41430</b>
Agriculture, forestry and fishing	55518	91168	63723	50106	46886	55874	53138	50104	43566
Mining and quarrying	103601	151158	113181	101671	55576	122360	92039	73430	60607
Manufacturing	62513	128254	80444	58222	46525	67517	52198	48053	46061
Electricity, gas, steam and air conditioning supply	109840	139231	108403	102686	52726	116646	96512	75734	74591
Water supply, sewerage, waste management and remediation activities	55515	87028	65960	54810	52657	63885	51371	45415	40879
Construction	64790	110807	79471	60105	41529	62565	55520	49037	49125
Wholesale and retail trade and repair of motor vehicles and motorcycles	63590	155446	77362	49734	45976	71577	43059	35260	42573
Transportation and storage	66824	100283	120594	61731	50172	65145	48820	43024	43266
Accommodation and food service activities	50009	83394	61388	46314	41075	66342	44612	38103	37361
Information and communication	126970	194045	96233	85746	57306	76599	67567	47108	64180
Financial and insurance activities	121368	166341	106643	86759	59001	86401	76067	46177	75098
Real estate activities	84382	122137	83745	73426	64821	75793	62707	40855	58936
Professional, scientific and technical activities	101806	143950	86125	59777	43049	94928	58013	56443	43585
Administrative and support service activities	49252	82312	57051	48079	40283	39429	48852	51395	38160
Public administration and defence; compulsory social security	68915	93399	59166	48368	36232	51046	41433	37710	35362
Education	59688	67530	56582	42441	31100	46686	35250	33355	30717
Human health and social work activities	57691	97648	54738	48001	32342	49757	36680	33103	31335
Arts, entertainment and recreation	51394	71639	56822	43647	37854	51290	39440	32735	34913
Other service activities	67808	117764	72873	51715	62810	56151	42594	45595	34372
<b>Males</b>									
<b>REPUBLIC OF SERBIA - TOTAL</b>	<b>74447</b>	<b>120632</b>	<b>84624</b>	<b>63980</b>	<b>48256</b>	<b>80029</b>	<b>58197</b>	<b>50009</b>	<b>46747</b>
Agriculture, forestry and fishing	55952	95374	64417	51196	47823	57107	53261	51465	44885
Mining and quarrying	104737	158974	120380	108127	56357	122842	92202	73366	61240
Manufacturing	68939	140924	88156	66060	52018	71716	56511	52505	48903
Electricity, gas, steam and air conditioning supply	112227	145839	111727	107886	53121	117371	97178	77673	78196
Water supply, sewerage, waste management and remediation activities	55768	91729	69970	57670	54590	64039	52002	45826	41026
Construction	64527	122204	85658	61132	45814	62834	55735	49182	49699
Wholesale and retail trade and repair of motor vehicles and motorcycles	75393	199460	94457	59439	52220	81134	50355	37451	48802
Transportation and storage	67264	112440	148071	62638	50717	70002	49232	43101	44112
Accommodation and food service activities	54577	89529	64263	50795	41544	74662	47425	39059	37448
Information and communication	140802	238083	100531	92706	56098	77223	68927	50341	66834
Financial and insurance activities	142910	199617	122533	95897	63133	82538	74839	36175	84693
Real estate activities	85193	128093	89673	76751	72005	73782	65747	40218	58332
Professional, scientific and technical activities	107215	161855	91576	61731	45651	91700	59241	60379	42736
Administrative and support service activities	48581	87528	58845	46992	41915	39325	49212	53107	43617
Public administration and defence; compulsory social security	70389	96090	62799	51578	37408	50378	43176	37557	35788
Education	65210	74351	55375	41585	31487	47354	35218	33918	31690
Human health and social work activities	67167	109813	57356	50456	34331	52101	38192	34899	36694
Arts, entertainment and recreation	55077	77410	62856	47984	44628	53595	40743	33244	36382
Other service activities	65596	131182	67296	49523	65561	56491	44081	45744	36843

**8. Average salaries and wages by sector of activities, level of educational attainment and sex,  
September 2016 (continued)**

Republic of Serbia

RSD

	Total	Level of educational attainment							
		University	Vocational higher	Secondary	Lower	Highly qualified	Qualified	Semi-qualified	Non-qualified
<b>Females</b>									
<b>REPUBLIC OF SERBIA - TOTAL</b>	<b>61203</b>	<b>88804</b>	<b>61912</b>	<b>50406</b>	<b>36682</b>	<b>55548</b>	<b>41508</b>	<b>38410</b>	<b>36365</b>
Agriculture, forestry and fishing	54261	84038	62746	47479	43337	50461	52463	42590	39890
Mining and quarrying	97490	134287	99912	88012	49693	100568	89826	74193	46303
Manufacturing	53148	111728	69204	47976	40696	52104	41492	43543	43077
Electricity, gas, steam and air conditioning supply	101164	126694	100785	90022	51513	84825	77510	67073	66794
Water supply, sewerage, waste management and remediation activities	54703	80970	59830	49543	41287	57044	43272	42696	40072
Construction	66080	91666	67835	56811	20756	48624	46426	46763	40939
Wholesale and retail trade and repair of motor vehicles and motorcycles	54160	126008	64309	42529	40238	51099	36455	32806	32361
Transportation and storage	65563	88517	71393	58937	45576	54750	44411	41931	39835
Accommodation and food service activities	46710	78569	59348	42877	40641	56659	42183	37823	37325
Information and communication	106465	142903	91105	75152	58901	73862	59804	41151	55599
Financial and insurance activities	109584	146653	97915	82346	57094	88432	77304	53020	68431
Real estate activities	82857	114983	76814	66989	54046	83834	49256	43401	67730
Professional, scientific and technical activities	95210	125986	80112	57202	39071	109035	52776	49525	45264
Administrative and support service activities	50736	78223	54458	50767	35294	47832	47609	42492	32614
Public administration and defence; compulsory social security	67915	91778	56491	45983	35549	51993	39290	37779	35174
Education	57213	64405	57117	42981	31009	45097	35330	33158	30573
Human health and social work activities	55170	92538	54350	47532	31972	47007	34510	32806	30704
Arts, entertainment and recreation	48113	67361	51621	39617	32584	46798	37378	32326	33685
Other service activities	71160	106800	78864	54018	54964	53143	34168	44866	30645

## METHODOLOGICAL EXPLANATIONS

Data on employees by salaries and wages size, level of educational attainment and average salaries and wages are derived from the regular semi-annual statistical survey on employees and their salaries and wages (RAD-1), which is carried out twice a year (as of 31 March and 30 September).

This survey covers employees in legal entities (enterprises, institutions, cooperatives and organizations). **Employees engaged in some small-size enterprises and in unincorporated enterprises (entrepreneurs) are not covered, as well as employees in Ministry of Defense and in Ministry of Interior** which means that the number of employees, published in this statistical release, represents a subset of the total number of registered employment.

The data on employment presented in this statistical release, do not express the actual number of employed persons but are used for estimating the structure of employed by sex, educational attainment and by size of salaries and wages.

Employees involve all persons having a labor relation with an employer, whether for a definite or indefinite time and whether on part-time or full-time basis.

Level of educational attainment (needed qualification) for performing certain activities and tasks presents the level of education required for a function (general act, i.e. organizational chart of posts).

The salaries and wages are defined pursuant to the Law on Labor ("Official Journal of the Republic of Serbia", no 24/2005 and 61/2005).

The data presentation by activities was carried out pursuant to the Regulation on Classification of Activities ("Official Gazette of RS", No. 54/10). Territorial distribution was based on the Regulation on Nomenclature of Statistical Territorial Units ("Official Gazette of RS", No. 109/09 and 46/10).

Starting from 1999 the Statistical Office of the Republic of Serbia has not at disposal and may not provide available certain data relative to AP Kosovo and Metohia and therefore these data are not included in the coverage for the Republic of Serbia (total).

---

Contact: [jelena.milakovic@stat.gov.rs](mailto:jelena.milakovic@stat.gov.rs) Phone: +381-11/2412-350

Published and printed by: Statistical Office of the Republic of Serbia, Belgrade, 5, Milana Rakica St

Phone: +381-11/2412-922 (operator) • Fax:2411-260 • [www.stat.gov.rs](http://www.stat.gov.rs)

Responsible: Dr Miladin Kovačević, Director

Issued semi-annually