

STATISTICAL RELEASE

SZ10

Number 325 - Year LXVI, 26.12.2016

Statistics of social activities

SERB325 SZ10 261216

Social welfare beneficiaries in the Republic of Serbia, 2015

During 2015, there were 697.428 social welfare beneficiaries, according to the records of the Centre for Social Work, while as of December 31st, 2015, there were 557.696 recorded beneficiaries.

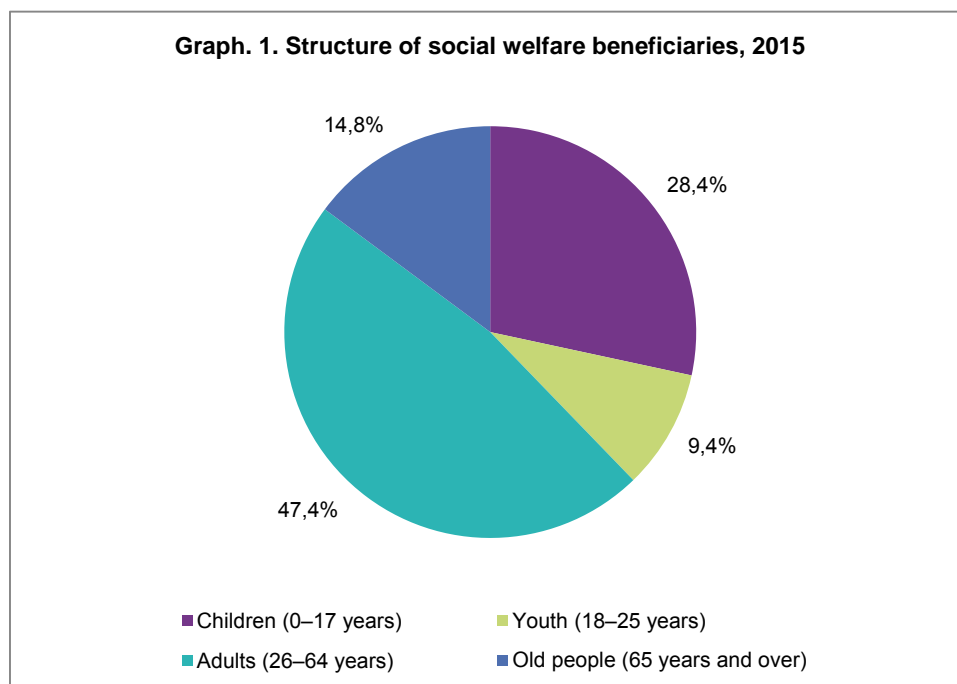
According to the age structure, the prevailing were the adult beneficiaries (47.4%), followed by children (28.4%), old people (14.8%) and youth (9.4%). In total number of beneficiaries, presented by gender, females were more dominant, and only in the category of children, there were more boys in relation to girls.

In 2015, by groups of beneficiaries, the greatest was the number of financially vulnerable persons – even 57% of total number of children, and 61% of total number of adults.

In the group of juvenile beneficiaries, the following group related to children whose parents dispute over the exercise of parental rights, 13%.

Adult persons with disabilities are the second group, according to CSW, with 11.8%, followed by the group of “other” adults, mostly referring to adult beneficiaries – parents disputing over the exercise of parental rights – 11.2%. Adult persons in need of residential or family housing account for 10.5%.

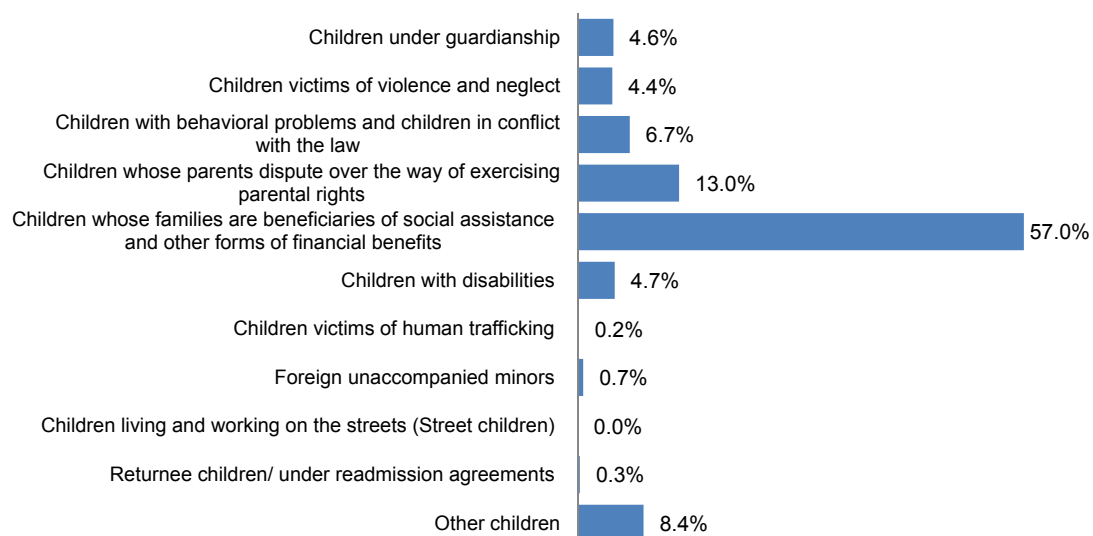
As of December 31st, 2015, in CSW, there were 3.778 engaged workers, whereof 82% related to full time employees. About 58% of all employed persons referred to professionals (social worker, psychologist, pedagogue, adult-education specialist, sociologist, jurist).



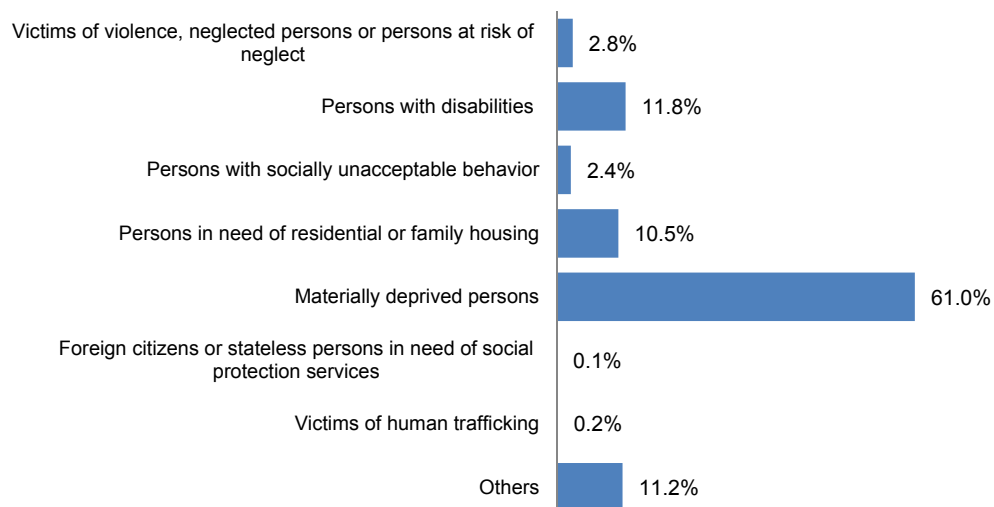
1. Total number of beneficiaries recorded in Centres for Social Work (CSW) – in active documentation in 2015, by age groups and gender

Beneficiaries by age	Number of beneficiaries in active documentation during the reporting period (1.1.2015 – 31.12.2015)			Number of beneficiaries in active documentation as of December 31 st 2015		
	Total	Male	Female	Total	Male	Female
Total	697428	336716	360712	557696	268384	289312
Children (0–17 years)	197879	103950	93929	155844	81281	74563
Youth (18–25 years)	65490	32687	32803	50304	25107	25197
Adults (26–64 years)	330622	159754	170868	265862	128552	137310
Old people (65 years and over)	103437	40325	63112	85686	33444	52242

Graph 2. Children beneficiaries of the Centre for Social Work services, by user groups, 2015



Graph 3. Adult beneficiaries of the Centre for Social Work services, by user groups, 2015



2. Staff engaged in Centres for Social Work (CSW), by educational profile and form of engagement, as of December 31st, 2015

Educational profile of staff	Total	Form of engagement			
		Employment for an indefinite period of time	Employment for a fixed period of time	Engagement for performing occasional and temporary work	Volunteers
Total	3778	3090	299	213	176
Social worker	901	849	40	8	4
Psychologist	392	352	31	7	2
Pedagogue	226	201	18	5	2
Special pedagogue	138	122	15	1	-
Adult-education specialist	11	8	3	-	-
Sociologist	68	57	8	3	-
Jurist	462	414	43	1	4
Administrative – financial staff	194	174	18	1	1
Technical staff	6	5	1	-	-
Other	1380	908	122	187	163

Methodological explanation

In this statistical release, the Statistical Office of the Republic of Serbia publishes the basic data on social welfare beneficiaries registered in SWC in 2015, by gender and age groups, as well as the data on number of employees in SWC by educational profile and form of engagement.

The data have been taken over from the Republic Institute for Social Protection Data and relate to the territory of the Republic of Serbia.

Social work centre is the institution of social protection in which the rights are exercised, measures of family and legal protection applied, services provided and other relevant tasks performed.

Beneficiary is an individual, family or social group in a community, using social services in satisfying own needs, without which it will not be possible to achieve or maintain the quality of life, or ensure the own rights. According to the Law on social protection, beneficiaries are classified as: children, youth, adults and old people.

Beneficiaries' groups:

Children using social protection services can belong to the following groups: children under guardianship, children victims of violence and neglect, children with behavioural problems, children with disabilities, children whose families are beneficiaries of financial assistance, returnee children/ under readmission agreements, children victims of human trafficking and children whose parents dispute over the way of exercising parental rights.

Adult beneficiaries of social services can belong to the following groups: victims of violence, neglected persons or persons at risk of neglect, persons with disabilities, persons with socially unacceptable behaviour, persons in need of residential or family housing, materially deprived persons, foreign citizens or stateless persons in need of social protection services and victims of human trafficking.

A single beneficiary can be registered as a user of several services.

Starting from 1999 the Statistical Office of the Republic of Serbia has not at disposal and may not provide available certain data relative to AP Kosovo and Metohija and therefore these data are not included in the coverage for the Republic of Serbia (total).

Contact: nadezda.bogdanovic@stat.gov.rs, Phone: 011 2412-922 ext. 285

Published and printed by: Statistical Office of the Republic of Serbia, 11 050 Belgrade, Milana Rakica 5

Phone: +381 11 2412922 (telephone exchange) • Fax: +381 11 2411260 • www.stat.gov.rs

Responsible: Dr Miladin Kovačević, Director

Circulation: 20 • Issued annually