

STATISTICAL RELEASE

LP12

Number 070• Year LXII, 15/03/2012

Household Budget Survey

SERB070 LP12 150312

Available budget and individual consumption of households in the Republic of Serbia, 4th quarter 2011

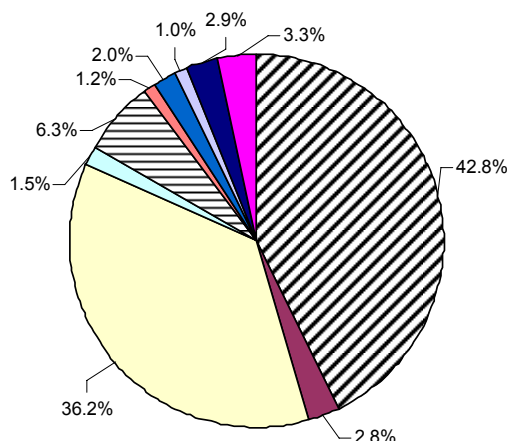
- Preliminary results -











The data were obtained through Household Budget Survey, which has been conducted since 2003 according to international standards and recommendations of Eurostat, ILO and UN, thus providing international data comparability. The survey collects the data on income, expenditure and household consumption, i.e. the data on basic elements of individual consumption. Besides, the survey compiles also the data on some important living standard indicators (dwelling conditions, supply with durable consumer goods, etc.), as well as some basic data related to demographic, economic and social features of households.

In this survey, a two-stage stratified sample is applied, with enumeration districts as primary and households as secondary selection units. The basic geographic strata are the territory of Central Serbia and Vojvodina. Every fifteen days, 200 households are interviewed, i.e. 4800 households annually.

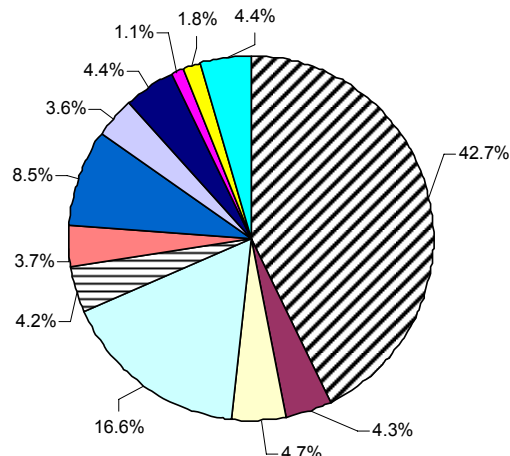
Of the total number of households envisaged for interview in the 4th quarter (1200 for the Republic of Serbia), the number of 1142 households (95%) was interviewed.











Household income in money (structure),
Republic of Serbia, 4th quarter 2011



-  Regular salaries and wages
-  Other income
-  Pensions (old-age, family, disablement and other)
-  Other social insurance receipts
-  Income from agriculture, hunting and fishing
-  External receipts
-  Real estate related income
-  Donations and awards
-  Customer and investment credits
-  Other receipts

Individual consumption (structure),
Republic of Serbia, 4th quarter 2011



-  Food and non-alcoholic beverages
-  Alcoholic beverages, tobacco and narcotics
-  Clothing and footwear
-  Housing, water, electricity, gas and other fuels
-  Furnishings, household equipment and routine household maintenance
-  Health
-  Transport
-  Communication
-  Recreation and culture
-  Education

1. Available budget and individual consumption in 4th quarter 2011

- Household average -

- All households -

RSD

	Republic of Serbia					
	total	Serbia – North		Serbia – South		
		Belgrade region	Vojvodina region	Šumadija and Western Serbia	Southern and Eastern Serbia	Kosovo and Metohija region

Monthly average

Number of households surveyed	1142	262	288	267	325	...
Number of households assessed	2536714	575107	704232	569786	687589	...
Members, average number	2.83	2.62	2.71	2.76	3.17	...
Consumption units, average number	2.22	2.09	2.14	2.17	2.44	...
Available budget – total	53984	63656	57578	51751	42491	...
Household income in money	51076	62892	55004	46828	39431	...
Regular salaries and wages	21863	31514	19354	19741	17783	...
Other income	1432	1663	2538	895	480	...
Pensions (old-age, family, disablement and other)	18478	25266	17493	17011	14614	...
Other social insurance receipts	754	414	988	755	808	...
Income from agriculture, hunting and fishing	3218	12	6983	3585	1357	...
External receipts	604	276	1103	164	848	...
Real estate related income	1015	161	2875	150	625	...
Donations and awards	529	1422	320	367	80	...
Customer and investment credits	1501	855	2491	2147	152	...
Other receipts	1682	1309	859	2013	2684	...
Household receipts in kind	2908	764	2574	4923	3060	...
Earned receipts in kind	12	15	32	0	0	...
Natural consumption	2896	749	2542	4923	3060	...
Individual consumption – total	49699	58095	51512	50353	38173	...
Food and non-alcoholic beverages	21241	26516	19110	21066	18760	...
Alcoholic beverages, tobacco and narcotics	2142	2027	2267	2271	1936	...
Clothing and footwear	2341	2266	2504	2544	1973	...
Housing, water, electricity, gas and other fuels	8234	8556	9279	8969	5723	...
Furnishings, household equipment and routine household maintenance	2078	1941	2417	2118	1744	...
Health	1823	2488	2045	1523	1242	...
Transport	4233	4155	5497	4483	2438	...
Communication	1802	2158	2047	1674	1293	...
Recreation and culture	2201	3015	2747	1942	1022	...
Education	525	763	403	790	113	...
Restaurants and hotels	911	1468	768	821	635	...
Miscellaneous goods and services	2168	2742	2428	2152	1294	...

2. Structure of available budget and individual consumption in 4th quarter 2011
- All households -

%						
	Republic of Serbia					
	total	Serbia – North		Serbia – South		
		Belgrade region	Vojvodina region	Šumadija and Western Serbia	Southern and Eastern Serbia	Kosovo and Metohija region
Monthly average						
Number of households surveyed	1142	262	288	267	325	...
Number of households assessed	2536714	575107	704232	569786	687589	...
Members, average number	2.83	2.62	2.71	2.76	3.17	...
Consumption units, average number	2.22	2.09	2.14	2.17	2.44	...
Available budget – total	100.0	100.0	100.0	100.0	100.0	...
Household income in money	94.6	98.8	95.5	90.5	92.8	...
Regular salaries and wages	40.4	49.5	33.6	38.2	41.8	...
Other income	2.7	2.6	4.4	1.7	1.1	...
Pensions (old-age, family, disablement and other)	34.2	39.7	30.4	32.9	34.4	...
Other social insurance receipts	1.4	0.7	1.7	1.5	1.9	...
Income from agriculture, hunting and fishing	6.0	0.0	12.1	6.9	3.2	...
External receipts	1.1	0.4	1.9	0.3	2.0	...
Real estate related income	1.9	0.3	5.0	0.3	1.5	...
Donations and awards	1.0	2.2	0.6	0.7	0.2	...
Customer and investment credits	2.8	1.3	4.3	4.1	0.4	...
Other receipts	3.1	2.1	1.5	3.9	6.3	...
Household receipts in kind	5.4	1.2	4.5	9.5	7.2	...
Earned receipts in kind	0.0	0.0	0.1	0.0	0.0	...
Natural consumption	5.4	1.2	4.4	9.5	7.2	...
Individual consumption – total	100.0	100.0	100.0	100.0	100.0	...
Food and non-alcoholic beverages	42.7	45.6	37.1	41.8	48.9	...
Alcoholic beverages, tobacco and narcotics	4.3	3.5	4.4	4.5	5.1	...
Clothing and footwear	4.7	3.9	4.9	5.1	5.2	...
Housing, water, electricity, gas and other fuels	16.6	14.8	17.9	17.8	15.0	...
Furnishings, household equipment and routine household maintenance	4.2	3.3	4.7	4.2	4.6	...
Health	3.7	4.3	4.0	3.0	3.3	...
Transport	8.5	7.2	10.7	8.9	6.4	...
Communication	3.6	3.7	4.0	3.3	3.4	...
Recreation and culture	4.4	5.2	5.3	3.9	2.7	...
Education	1.1	1.3	0.8	1.6	0.3	...
Restaurants and hotels	1.8	2.5	1.5	1.6	1.7	...
Miscellaneous goods and services	4.4	4.7	4.7	4.3	3.4	...

Methodological explanations

A survey unit is taken to be every single - or several - member household, selected according to the sample plan. A household is: a) a community of persons, whose members live and prepare food together and jointly spend the earned income and b) a single person, living, preparing food and spending the earned income on his/her own.

The survey applies the method of diary keeping (a household keeps a consumption diary for fifteen, i.e. sixteen days) regarding individual consumption of food and services and the interview method on the basis of questionnaires, where the reference period for durables is twelve months, for semi-durables, agriculture, hunting and fishing - three months, and for earnings – one month.

Available household budget comprises income in money and the money value of natural consumption and receipts in kind, which were available to households in the respective survey period.

Household income in money

- **Regular salaries and wages** cover the income from regular employment.
- **Other income comprises** money receipts for overtime work, pursuant to purchase order, author's deed contract, etc.
- **Pensions (old-age, family, disablement and other)** cover the receipts pursuant to pension and disablement insurance and supplementary payments.
- **Other social insurance related receipts** include: social aid, supplements and other welfare receipts; receipts in cases of unemployment and temporary unemployment; alimentation and support; health insurance related receipts, disablement insurance related receipts and supplements; children allowances; student grants and remuneration, i.e. compensations for trade students.
- **Income from agriculture, hunting and fishing** includes earnings of households that are active in agriculture, hunting and fishing.
- **External receipts** include money donations and other external receipts.
- **Real estate related income** comprises room and flat rents, interests, dividends and sales related receipts (real estates and movables).
- **Donations and awards** comprise money donations, lottery related receipts, etc.
- **Customer and investment credits** refer to credits raised in last 12 months.
- **Other receipts** saving deposits raised, lending returns, decreased cash amounts kept in households, refunded nationalized estates, life insurance and real estate insurance premiums, etc.

Household receipts in kind

- **Earned receipts in kind** include food, clothes, footwear, household expenditures (electricity, phone, registration, car fuel) paid by employer, etc.
- **Natural consumption** comprises the value of products from own household production that are used for individual consumption (food, drinks, wood for heating, etc.)

Individual consumption of households is presented by the following groups of COICOP classification (Classification of individual consumption by purpose): Food and non-alcoholic beverages; Alcoholic beverages, tobacco and narcotics; Clothing and footwear; Housing, water, electricity, gas and other fuels; Furnishings, household equipment and routine household maintenance; Health; Transport; Communication; Recreation and culture; Education; Restaurants and hotels; Miscellaneous goods and services.

The published data relate to available budget and individual consumption in the 4th quarter 2011 and they present monthly average values by household, given in dinar amounts (RSD).

Starting from 1999 the Statistical Office of the Republic of Serbia has not at disposal and may not provide available certain data relative to AP Kosovo and Metohia and therefore these data are not included in the coverage for the Republic of Serbia (total).