

# STATISTICAL RELEASE

# ZP12

Number 204 - Year LXI, 20.07.2011.

SRB204 ZP12 200711

## Employment statistics

# Employees in legal entities in the Republic of Serbia, by salaries and wages size and level of educational attainment March 2011

### METHODOLOGICAL EXPLANATIONS

Data on employees by salaries and wages size, level of educational attainment and average salaries and wages are derived from the regular semi-annual statistical survey on employees and their salaries and wages (RAD-1), which is carried out twice a year (as of 31 March and 30 September).

This survey covers employees in legal entities (enterprises, institutions, cooperatives and organizations) **Employees engaged in some small-size enterprises and in unincorporated enterprises (entrepreneurs) are not covered, as well as employees in Ministry of Defense and in Ministry of Interior.**

The communication shows the number of employees by sex, average salaries and wages size and sector of activity, then the structure of employees by level of educational attainment and sector of activities, as well as average salaries and wages by sex, level of educational attainment and sector of activities.

Employees involve all persons having a labor relation with an employer, whether for a definite or indefinite time and whether on part-time or full-time basis.

Level of educational attainment (needed qualification) for performing certain activities and tasks presents the level of education required for a function (general act, i.e. organizational chart of posts).

The salaries and wages are defined pursuant to the Law on Labor ("Official Journal of the Republic of Serbia", no 24/2005 and 61/2005).

The data presentation by activities was carried out pursuant to the Regulation on Classification of Activities ("Official Gazette of RS", No. 54/10). Territorial distribution was based on the Regulation on Nomenclature of Statistical Territorial Units ("Official Gazette of RS, No. 109/09 and 46/10).

Starting from 1999 the Statistical Office of the Republic of Serbia has not at disposal and may not provide available certain data relative to AP Kosovo and Metohia and therefore these data are not included in the coverage for the Republic of Serbia (total).

**1. Employees by sector of activities, level of educational attainment and sex,  
March 2011**

Republic of Serbia

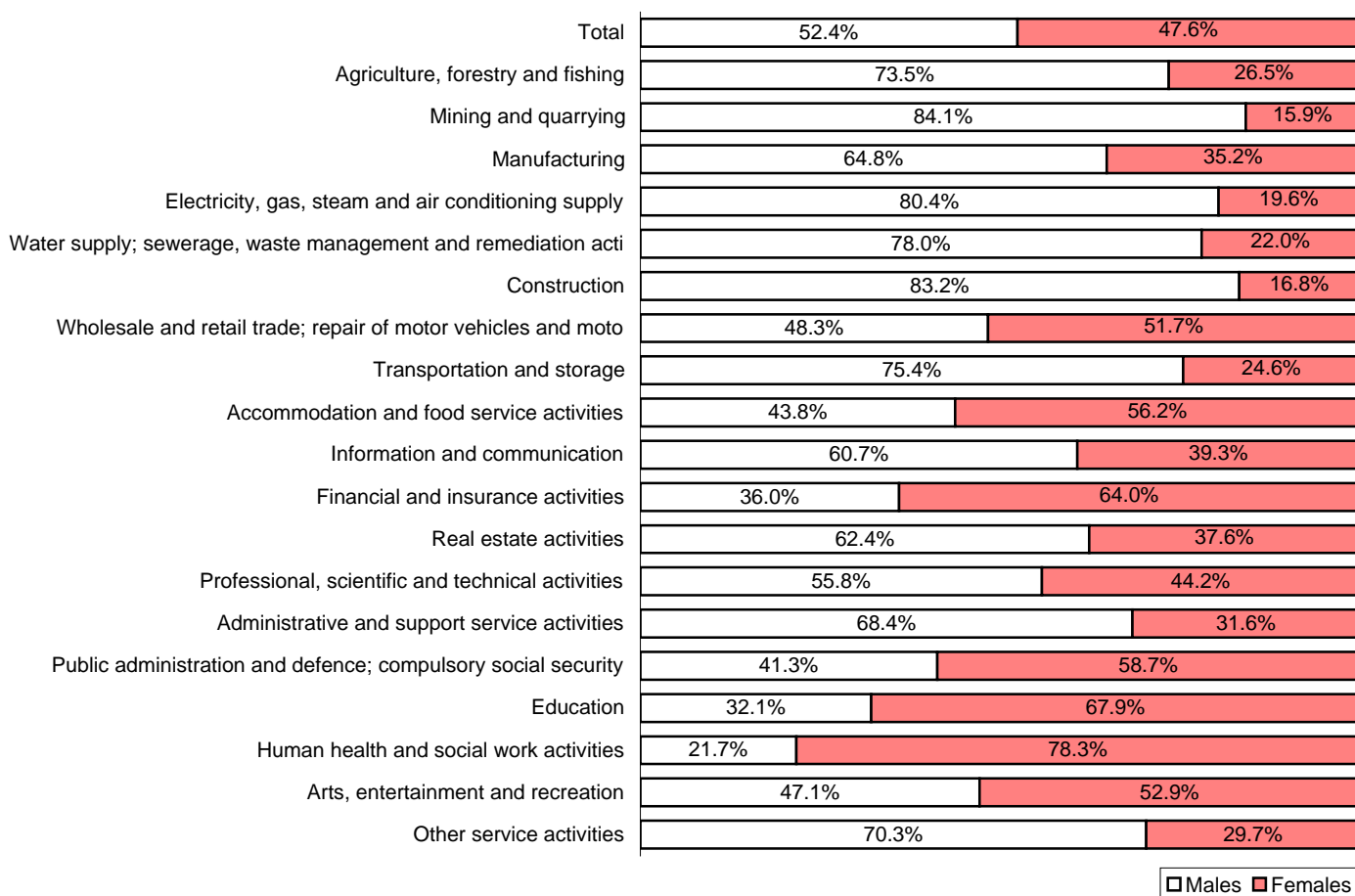
	Total	Level of educational attainment							
		High	Higher	Sec- ondary	Lower	Highly qualified	Qualified	Semi- qualified	Non- qualified
<b>Total</b>									
<b>REPUBLIC OF SERBIA - TOTAL</b>	<b>1025723</b>	<b>234770</b>	<b>81585</b>	<b>335256</b>	<b>44905</b>	<b>52522</b>	<b>152327</b>	<b>47977</b>	<b>76381</b>
Agriculture, forestry and fishing	28129	3023	965	9228	1461	1598	5363	1673	4818
Mining and quarrying	20734	1958	713	5452	337	3523	6169	1465	1117
Manufacturing	226034	19668	10740	69220	12426	13323	61593	15731	23333
Electricity, gas, steam and air conditioning supply	27619	4084	1707	10058	446	3506	6440	666	712
Water supply, sewerage, waste management and remediation activities	30376	2408	1335	8643	2170	1477	6172	2530	5641
Construction	46146	4931	2023	10422	2231	3514	14154	3674	5197
Wholesale and retail trade and repair of motor vehicles and motorcycles	76846	9009	3940	37392	3492	2951	14975	2137	2950
Transportation and storage	68587	7097	3550	26026	3336	10404	13374	3324	1476
Accommodation and food service activities	12382	661	762	4792	1010	540	2617	836	1164
Information and communication	23886	7087	1804	9244	471	3784	873	294	329
Financial and insurance activities	35461	12728	4085	16025	886	588	625	194	330
Real estate activities	1851	305	192	813	34	85	261	29	132
Professional, scientific and technical activities	21971	10427	1544	6814	667	402	1233	285	599
Administrative and support service activities	22924	1867	888	7244	1986	213	2855	2884	4987
Public administration and defence; compulsory social security	68947	27715	6914	27211	2169	315	2196	670	1757
Education	132734	84153	17647	9843	6028	1198	2733	1863	9269
Human health and social work activities	157783	32382	21455	67088	4691	2742	9112	8882	11431
Arts, entertainment and recreation	16294	4197	1010	8140	758	255	765	415	754
Other service activities	7019	1070	311	1601	306	2104	817	425	385
<b>Males</b>									
<b>REPUBLIC OF SERBIA - TOTAL</b>	<b>537476</b>	<b>96450</b>	<b>31761</b>	<b>158169</b>	<b>23118</b>	<b>43014</b>	<b>117794</b>	<b>28442</b>	<b>38728</b>
Agriculture, forestry and fishing	20664	2030	579	6167	1058	1211	4634	1453	3532
Mining and quarrying	17444	1365	443	3680	283	3481	5767	1356	1069
Manufacturing	146539	11803	6667	41194	7316	11139	45238	10005	13177
Electricity, gas, steam and air conditioning supply	22197	2877	1198	7055	304	3452	6235	562	514
Water supply, sewerage, waste management and remediation activities	23701	1436	835	5307	1884	1444	5834	2138	4823
Construction	38406	3184	1343	7187	1767	3446	13841	3371	4267
Wholesale and retail trade and repair of motor vehicles and motorcycles	37146	3766	1958	16433	1863	2199	7847	1188	1892
Transportation and storage	51747	4010	2112	18937	2838	7488	12396	2800	1166
Accommodation and food service activities	5418	321	385	2078	430	328	1297	264	315
Information and communication	14507	3616	1073	5403	248	3060	705	177	225
Financial and insurance activities	12753	4831	1310	5088	410	436	391	122	165
Real estate activities	1155	164	114	507	21	67	207	17	58
Professional, scientific and technical activities	12259	5414	834	3748	335	344	984	180	420
Administrative and support service activities	15676	759	552	5109	1175	199	2558	2199	3125
Public administration and defence; compulsory social security	28445	10746	2999	11734	651	234	1257	203	621
Education	42606	27206	6067	3660	1174	901	1929	415	1254
Human health and social work activities	34198	10642	2612	10327	829	1363	5475	1415	1535
Arts, entertainment and recreation	7681	1768	517	3759	316	208	542	212	359
Other service activities	4934	512	163	796	216	2014	657	365	211

**1. Employees by sector of activities, level of educational attainment and sex,  
March 2011 (continued)**

Republic of Serbia

	Total	Level of educational attainment							
		High	Higher	Secondary	Lower	Highly qualified	Qualified	Semi-qualified	Non-qualified
<b>Females</b>									
<b>REPUBLIC OF SERBIA - TOTAL</b>	<b>488247</b>	<b>138320</b>	<b>49824</b>	<b>177087</b>	<b>21787</b>	<b>9508</b>	<b>34533</b>	<b>19535</b>	<b>37653</b>
Agriculture, forestry and fishing	7465	993	386	3061	403	387	729	220	1286
Mining and quarrying	3290	593	270	1772	54	42	402	109	48
Manufacturing	79495	7865	4073	28026	5110	2184	16355	5726	10156
Electricity, gas, steam and air conditioning supply	5422	1207	509	3003	142	54	205	104	198
Water supply, sewerage, waste management and remediation activities	6675	972	500	3336	286	33	338	392	818
Construction	7740	1747	680	3235	464	68	313	303	930
Wholesale and retail trade and repair of motor vehicles and motorcycles	39700	5243	1982	20959	1629	752	7128	949	1058
Transportation and storage	16840	3087	1438	7089	498	2916	978	524	310
Accommodation and food service activities	6964	340	377	2714	580	212	1320	572	849
Information and communication	9379	3471	731	3841	223	724	168	117	104
Financial and insurance activities	22708	7897	2775	10937	476	152	234	72	165
Real estate activities	696	141	78	306	13	18	54	12	74
Professional, scientific and technical activities	9712	5013	710	3066	332	58	249	105	179
Administrative and support service activities	7248	1108	336	2135	811	14	297	685	1862
Public administration and defence; compulsory social security	40502	16969	3915	15477	1518	81	939	467	1136
Education	90128	56947	11580	6183	4854	297	804	1448	8015
Human health and social work activities	123585	21740	18843	56761	3862	1379	3637	7467	9896
Arts, entertainment and recreation	8613	2429	493	4381	442	47	223	203	395
Other service activities	2085	558	148	805	90	90	160	60	174

**Percentage of male and female employees in the total number of employees, March 2011  
Republic of Serbia**



**2. Structure of employees by level of educational attainment, by sector of activities,  
March 2011**

Republic of Serbia

	Total	Level of educational attainment							
		High	Higher	Sec- ondary	Lower	Highly qualified	Qualified	Semi- qualified	Non- qualified
<b>Total</b>									
<b>REPUBLIC OF SERBIA - TOTAL</b>	<b>100.00</b>	<b>22.90</b>	<b>8.00</b>	<b>32.70</b>	<b>4.40</b>	<b>5.10</b>	<b>14.90</b>	<b>4.70</b>	<b>7.40</b>
Agriculture, forestry and fishing	100.00	10.70	3.40	32.80	5.20	5.70	19.10	5.90	17.10
Mining and quarrying	100.00	9.40	3.40	26.30	1.60	17.00	29.80	7.10	5.40
Manufacturing	100.00	8.70	4.80	30.60	5.50	5.90	27.20	7.00	10.30
Electricity, gas, steam and air conditioning supply	100.00	14.80	6.20	36.40	1.60	12.70	23.30	2.40	2.60
Water supply, sewerage, waste management and remediation activities	100.00	7.90	4.40	28.50	7.10	4.90	20.30	8.30	18.60
Construction	100.00	10.70	4.40	22.60	4.80	7.60	30.70	8.00	11.30
Wholesale and retail trade and repair of motor vehicles and motorcycles	100.00	11.70	5.10	48.70	4.50	3.80	19.50	2.80	3.80
Transportation and storage	100.00	10.30	5.20	37.90	4.90	15.20	19.50	4.80	2.20
Accommodation and food service activities	100.00	5.30	6.20	38.70	8.20	4.40	21.10	6.80	9.40
Information and communication	100.00	29.70	7.60	38.70	2.00	15.80	3.70	1.20	1.40
Financial and insurance activities	100.00	35.90	11.50	45.20	2.50	1.70	1.80	0.50	0.90
Real estate activities	100.00	16.50	10.40	43.90	1.80	4.60	14.10	1.60	7.10
Professional, scientific and technical activities	100.00	47.50	7.00	31.00	3.00	1.80	5.60	1.30	2.70
Administrative and support service activities	100.00	8.10	3.90	31.60	8.70	0.90	12.50	12.60	21.80
Public administration and defence; compulsory social security	100.00	40.20	10.00	39.50	3.10	0.50	3.20	1.00	2.50
Education	100.00	63.40	13.30	7.40	4.50	0.90	2.10	1.40	7.00
Human health and social work activities	100.00	20.50	13.60	42.50	3.00	1.70	5.80	5.60	7.20
Arts, entertainment and recreation	100.00	25.80	6.20	50.00	4.70	1.60	4.70	2.50	4.60
Other service activities	100.00	15.20	4.40	22.80	4.40	30.00	11.60	6.10	5.50
<b>Males</b>									
<b>REPUBLIC OF SERBIA - TOTAL</b>	<b>100.00</b>	<b>17.90</b>	<b>5.90</b>	<b>29.40</b>	<b>4.30</b>	<b>8.00</b>	<b>21.90</b>	<b>5.30</b>	<b>7.20</b>
Agriculture, forestry and fishing	100.00	9.80	2.80	29.80	5.10	5.90	22.40	7.00	17.10
Mining and quarrying	100.00	7.80	2.50	21.10	1.60	20.00	33.10	7.80	6.10
Manufacturing	100.00	8.10	4.50	28.10	5.00	7.60	30.90	6.80	9.00
Electricity, gas, steam and air conditioning supply	100.00	13.00	5.40	31.80	1.40	15.60	28.10	2.50	2.30
Water supply, sewerage, waste management and remediation activities	100.00	6.10	3.50	22.40	7.90	6.10	24.60	9.00	20.30
Construction	100.00	8.30	3.50	18.70	4.60	9.00	36.00	8.80	11.10
Wholesale and retail trade and repair of motor vehicles and motorcycles	100.00	10.10	5.30	44.20	5.00	5.90	21.10	3.20	5.10
Transportation and storage	100.00	7.70	4.10	36.60	5.50	14.50	24.00	5.40	2.30
Accommodation and food service activities	100.00	5.90	7.10	38.40	7.90	6.10	23.90	4.90	5.80
Information and communication	100.00	24.90	7.40	37.20	1.70	21.10	4.90	1.20	1.60
Financial and insurance activities	100.00	37.90	10.30	39.90	3.20	3.40	3.10	1.00	1.30
Real estate activities	100.00	14.20	9.90	43.90	1.80	5.80	17.90	1.50	5.00
Professional, scientific and technical activities	100.00	44.20	6.80	30.60	2.70	2.80	8.00	1.50	3.40
Administrative and support service activities	100.00	4.80	3.50	32.60	7.50	1.30	16.30	14.00	19.90
Public administration and defence; compulsory social security	100.00	37.80	10.50	41.30	2.30	0.80	4.40	0.70	2.20
Education	100.00	63.90	14.20	8.60	2.80	2.10	4.50	1.00	2.90
Human health and social work activities	100.00	31.10	7.60	30.20	2.40	4.00	16.00	4.10	4.50
Arts, entertainment and recreation	100.00	23.00	6.70	48.90	4.10	2.70	7.10	2.80	4.70
Other service activities	100.00	10.40	3.30	16.10	4.40	40.80	13.30	7.40	4.30

**2. Structure of employees by level of educational attainment, by sector of activities,  
March 2011 (continued)**

Republic of Serbia

	Total	Level of educational attainment							
		High	Higher	Sec- ondary	Lower	Highly qualified	Qualified	Semi- qualified	Non- qualified
<b>Females</b>									
<b>REPUBLIC OF SERBIA - TOTAL</b>	<b>100.00</b>	<b>28.30</b>	<b>10.20</b>	<b>36.30</b>	<b>4.50</b>	<b>1.90</b>	<b>7.10</b>	<b>4.00</b>	<b>7.70</b>
Agriculture, forestry and fishing	100.00	13.30	5.20	41.00	5.40	5.20	9.80	2.90	17.20
Mining and quarrying	100.00	18.00	8.20	53.90	1.60	1.30	12.20	3.30	1.50
Manufacturing	100.00	9.90	5.10	35.30	6.40	2.70	20.60	7.20	12.80
Electricity, gas, steam and air conditioning supply	100.00	22.30	9.40	55.40	2.60	1.00	3.80	1.90	3.70
Water supply, sewerage, waste management and remediation activities	100.00	14.60	7.50	50.00	4.30	0.50	5.10	5.90	12.30
Construction	100.00	22.60	8.80	41.80	6.00	0.90	4.00	3.90	12.00
Wholesale and retail trade and repair of motor vehicles and motorcycles	100.00	13.20	5.00	52.80	4.10	1.90	18.00	2.40	2.70
Transportation and storage	100.00	18.30	8.50	42.10	3.00	17.30	5.80	3.10	1.80
Accommodation and food service activities	100.00	4.90	5.40	39.00	8.30	3.00	19.00	8.20	12.20
Information and communication	100.00	37.00	7.80	41.00	2.40	7.70	1.80	1.20	1.10
Financial and insurance activities	100.00	34.80	12.20	48.20	2.10	0.70	1.00	0.30	0.70
Real estate activities	100.00	20.30	11.20	44.00	1.90	2.60	7.80	1.70	10.60
Professional, scientific and technical activities	100.00	51.60	7.30	31.60	3.40	0.60	2.60	1.10	1.80
Administrative and support service activities	100.00	15.30	4.60	29.50	11.20	0.20	4.10	9.50	25.70
Public administration and defence; compulsory social security	100.00	41.90	9.70	38.20	3.70	0.20	2.30	1.20	2.80
Education	100.00	63.20	12.80	6.90	5.40	0.30	0.90	1.60	8.90
Human health and social work activities	100.00	17.60	15.20	45.90	3.10	1.10	2.90	6.00	8.00
Arts, entertainment and recreation	100.00	28.20	5.70	50.90	5.10	0.50	2.60	2.40	4.60
Other service activities	100.00	26.80	7.10	38.60	4.30	4.30	7.70	2.90	8.30

**3. Employees by average salaries and wages size, March 2011**

	Republic of Serbia							
	Total	Serbia – North			Serbia – South			
		Total	City of Belgrade	Region of Vojvodina	Total	Region of Sumadija and Western Serbia	Region of Southern and Eastern Serbia	Region of Kosovo and Metohia
<b>Total</b>	<b>1025723</b>	<b>594505</b>	<b>320945</b>	<b>273560</b>	<b>431218</b>	<b>235620</b>	<b>195598</b>	...
Did not receive salaries, wages	46177	23800	10190	13610	22377	11506	10871	...
Received up to 15000 dinars	23219	12065	6424	5641	11154	4994	6160	...
15001-20000	34027	15760	7206	8554	18267	8085	10182	...
20001-25000	86965	42618	18576	24042	44347	23489	20858	...
25001-35000	166834	83956	35980	47976	82878	48888	33990	...
35001-45000	174585	94122	44845	49277	80463	45876	34587	...
45001-65000	242264	144685	78396	66289	97579	56763	40816	...
65001-85000	112203	75174	49282	25892	37029	19135	17894	...
85001 – 110000	71216	48691	33184	15507	22525	9848	12677	...
110001 dinars and more	68233	53634	36862	16772	14599	7036	7563	...

#### 4. Employees by level of educational attainment, March 2011

	Republic of Serbia						
	Total	Serbia – North			Serbia – South		
		Total	City of Belgrade	Region of Vojvodina	Total	Region of Sumadija and Western Serbia	Region of Southern and Eastern Serbia

##### Total

<b>Total</b>	<b>1025723</b>	<b>594505</b>	<b>320945</b>	<b>273560</b>	<b>431218</b>	<b>235620</b>	<b>195598</b>	...
High educational attainment	234770	145150	85702	59448	89620	48993	40627	...
Higher educational attainment	81585	46556	25680	20876	35029	18974	16055	...
Secondary educational attainment	335256	206615	110029	96586	128641	67529	61112	...
Lower educational attainment	44905	25491	12514	12977	19414	10171	9243	...
Highly qualified	52522	30818	21910	8908	21704	12541	9163	...
Qualified	152327	77883	38455	39428	74444	41861	32583	...
Semi-qualified	47977	24061	12809	11252	23916	14260	9656	...
Non-qualified	76381	37931	13846	24085	38450	21291	17159	...

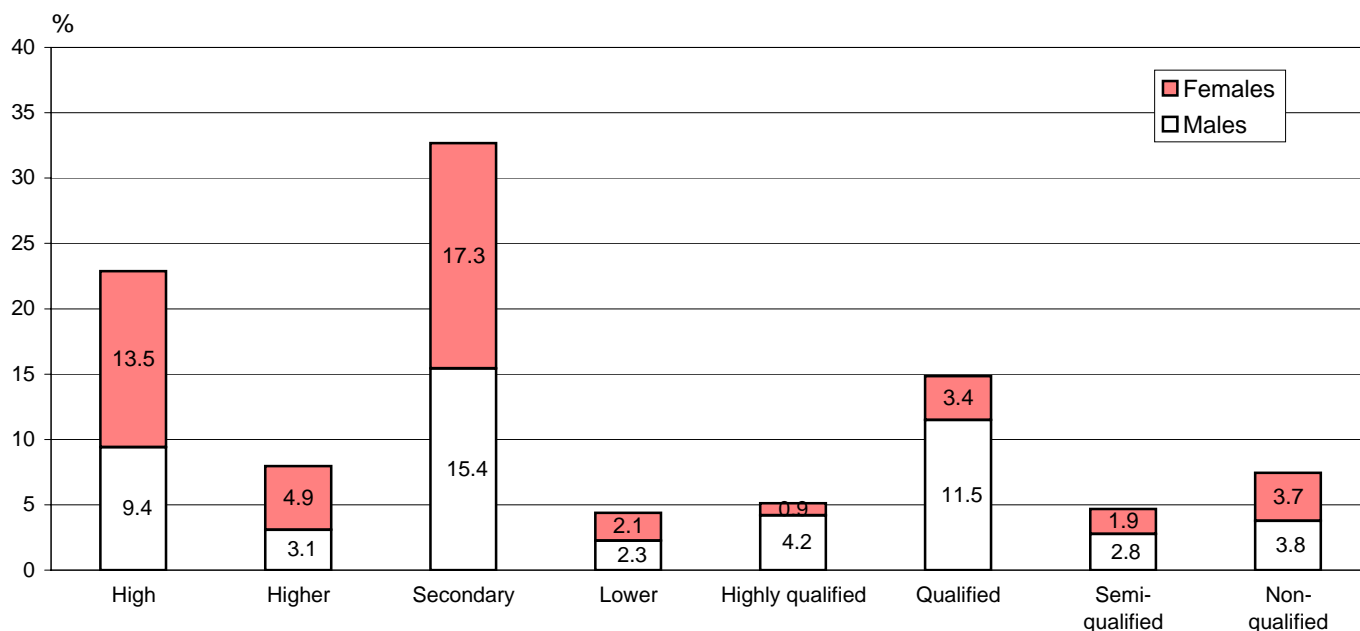
##### Males

<b>Total</b>	<b>537476</b>	<b>303185</b>	<b>161238</b>	<b>141947</b>	<b>234291</b>	<b>125194</b>	<b>109097</b>	...
High educational attainment	96450	58272	34505	23767	38178	20004	18174	...
Higher educational attainment	31761	17283	9496	7787	14478	7339	7139	...
Secondary educational attainment	158169	97818	49115	48703	60351	30785	29566	...
Lower educational attainment	23118	12623	6456	6167	10495	5592	4903	...
Highly qualified	43014	25962	19021	6941	17052	9667	7385	...
Qualified	117794	59441	29541	29900	58353	32181	26172	...
Semi-qualified	28442	13139	6343	6796	15303	8673	6630	...
Non-qualified	38728	18647	6761	11886	20081	10953	9128	...

##### Females

<b>Total</b>	<b>488247</b>	<b>291320</b>	<b>159707</b>	<b>131613</b>	<b>196927</b>	<b>110426</b>	<b>86501</b>	...
High educational attainment	138320	86878	51197	35681	51442	28989	22453	...
Higher educational attainment	49824	29273	16184	13089	20551	11635	8916	...
Secondary educational attainment	177087	108797	60914	47883	68290	36744	31546	...
Lower educational attainment	21787	12868	6058	6810	8919	4579	4340	...
Highly qualified	9508	4856	2889	1967	4652	2874	1778	...
Qualified	34533	18442	8914	9528	16091	9680	6411	...
Semi-qualified	19535	10922	6466	4456	8613	5587	3026	...
Non-qualified	37653	19284	7085	12199	18369	10338	8031	...

#### Structure of employees by level of educational attainment and sex, March 2011 Republic of Serbia

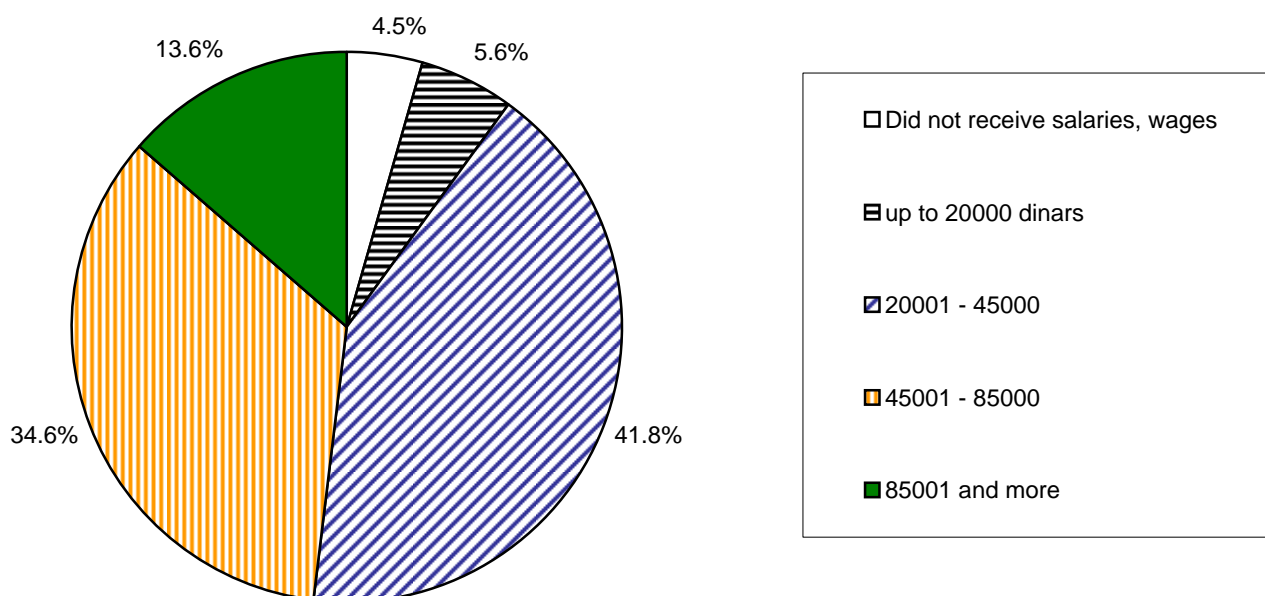


## 5. Distribution of employees by wages and salaries size by sector of activities, March 2011

Republic of Serbia

	Total	Did not receive salaries, wages	up to 15000 dinars	15001-20000	20001-25000	25001-35000	35001-45000	45001-65000	65001-85000	85001-110000	110001 and more
<b>REPUBLIC OF SERBIA - TOTAL</b>	<b>1025723</b>	<b>46177</b>	<b>23219</b>	<b>34027</b>	<b>86965</b>	<b>166834</b>	<b>174585</b>	<b>242264</b>	<b>112203</b>	<b>71216</b>	<b>68233</b>
Agriculture, forestry and fishing	28129	2779	536	941	1885	7073	6355	5679	1769	698	414
Mining and quarrying	20734	623	289	210	287	814	1596	2952	3377	3934	6652
Manufacturing	226034	16028	4858	10594	25054	55364	40418	34570	18006	11048	10094
Electricity, gas, steam and air conditioning supply	27619	228	117	92	210	685	1945	4026	8004	7605	4707
Water supply, sewerage, waste management and remediation activities	30376	383	471	749	1572	6532	8086	8330	2952	1083	218
Construction	46146	5345	1620	2403	3410	7462	8058	9668	3874	2386	1920
Wholesale and retail trade and repair of motor vehicles and motorcycles	76846	4799	1689	3345	9450	18036	11862	11928	5464	4030	6243
Transportation and storage	68587	2753	1092	1198	3970	9437	13442	22984	9207	3368	1136
Accommodation and food service activities	12382	1727	242	856	1600	2949	2437	1651	429	267	224
Information and communication	23886	665	266	295	800	1580	2213	8540	4460	2648	2419
Financial and insurance activities	35461	591	1162	256	599	1182	1671	5533	7584	7199	9684
Real estate activities	1851	38	16	3	48	193	282	497	426	210	138
Professional, scientific and technical activities	21971	1457	317	391	1275	1897	1815	3868	3555	2855	4541
Administrative and support service activities	22924	1474	729	825	5026	6417	3481	2825	1368	452	327
Public administration and defence; compulsory social security	68947	815	415	613	2151	7043	15861	19277	10090	6466	6216
Education	132734	1052	6700	6845	14849	13354	18352	51615	10671	5032	4264
Human health and social work activities	157783	4355	2207	3901	12507	22040	32059	43330	18412	10752	8220
Arts, entertainment and recreation	16294	817	140	123	1154	3640	3580	3931	2005	671	233
Other service activities	7019	248	353	387	1118	1136	1072	1060	550	512	583

**Structure of employees by salaries and wages size, March 2011**  
Republic of Serbia



## 6. Average salaries and wages by employee by sector of activities and sex, March 2011

RSD

	Republic of Serbia							
	Total	Serbia – North			Serbia – South			
		Total	City of Belgrade	Region of Vojvodina	Total	Region of Sumadija and Western Serbia	Region of Southern and Eastern Serbia	
	<b>Total</b>							
<b>REPUBLIC OF SERBIA - TOTAL</b>	<b>53857</b>	<b>59716</b>	<b>66414</b>	<b>51857</b>	<b>45779</b>	<b>44899</b>	<b>46839</b>	...
Agriculture, forestry and fishing	39594	41722	52426	39359	33278	34086	32013	...
Mining and quarrying	76444	96312	87496	128494	58627	52464	64528	...
Manufacturing	45729	52755	59549	49629	39628	38370	41348	...
Electricity, gas, steam and air conditioning supply	87629	93067	96440	86871	83050	76254	88057	...
Water supply, sewerage, waste management and remediation	47130	56277	63851	49542	39395	40155	38469	...
Construction	44650	47431	48101	46299	39619	41226	37186	...
Wholesale and retail trade and repair of motor vehicles and m	52243	58224	67320	43420	38634	40369	36559	...
Transportation and storage	51900	58714	64597	47384	39611	39915	39236	...
Accommodation and food service activities	34521	41573	45242	28310	27030	30328	22754	...
Information and communication	69834	72727	77349	61480	59099	60140	57630	...
Financial and insurance activities	105037	112387	115145	103565	74754	74773	74720	...
Real estate activities	65597	72229	72578	71364	40910	45407	39043	...
Professional, scientific and technical activities	84750	96899	96046	98797	43696	46265	41112	...
Administrative and support service activities	35786	34757	34449	35498	40981	42953	39585	...
Public administration and defence; compulsory social security	62824	67161	72633	59350	56594	56729	56450	...
Education	48281	52385	59560	46072	43755	43814	43686	...
Human health and social work activities	51934	52633	54288	50710	51090	50562	51678	...
Arts, entertainment and recreation	46747	48147	49676	45456	43033	41955	44322	...
Other service activities	57036	63463	65596	55188	38893	41662	36760	...
	<b>Males</b>							
<b>REPUBLIC OF SERBIA - TOTAL</b>	<b>56273</b>	<b>63309</b>	<b>70743</b>	<b>54864</b>	<b>47167</b>	<b>45597</b>	<b>48970</b>	...
Agriculture, forestry and fishing	40187	41882	54301	39626	34826	36043	33162	...
Mining and quarrying	77503	100282	91776	127795	59402	53485	65273	...
Manufacturing	49107	56783	62468	54094	42405	40633	44722	...
Electricity, gas, steam and air conditioning supply	89044	94378	98435	86783	84750	77687	89778	...
Water supply, sewerage, waste management and remediation	47004	56513	64621	48969	39078	39708	38321	...
Construction	44200	46874	48059	44860	39391	41529	36235	...
Wholesale and retail trade and repair of motor vehicles and m	58292	66854	77247	48955	40115	41363	38638	...
Transportation and storage	52396	60180	67463	47207	39544	39731	39313	...
Accommodation and food service activities	38018	47384	52553	29597	28463	33035	22705	...
Information and communication	71525	74681	79390	64412	61646	62618	60296	...
Financial and insurance activities	118367	130114	134390	116141	76953	76475	77765	...
Real estate activities	66691	73857	74995	71517	40349	44460	38819	...
Professional, scientific and technical activities	84778	100362	98922	103370	42010	44449	39622	...
Administrative and support service activities	35116	34367	32639	39949	39424	41261	38427	...
Public administration and defence; compulsory social security	64523	69656	76799	60191	58365	58682	58087	...
Education	53288	62213	76480	50175	45354	45328	45381	...
Human health and social work activities	59595	62621	65996	59188	56632	54579	58663	...
Arts, entertainment and recreation	48329	50769	53334	46683	42281	40559	44316	...
Other service activities	54109	58417	59006	55475	40478	41705	39475	...



**6. Average salaries and wages by employee by sector of activities and sex, March 2011 (continued)**

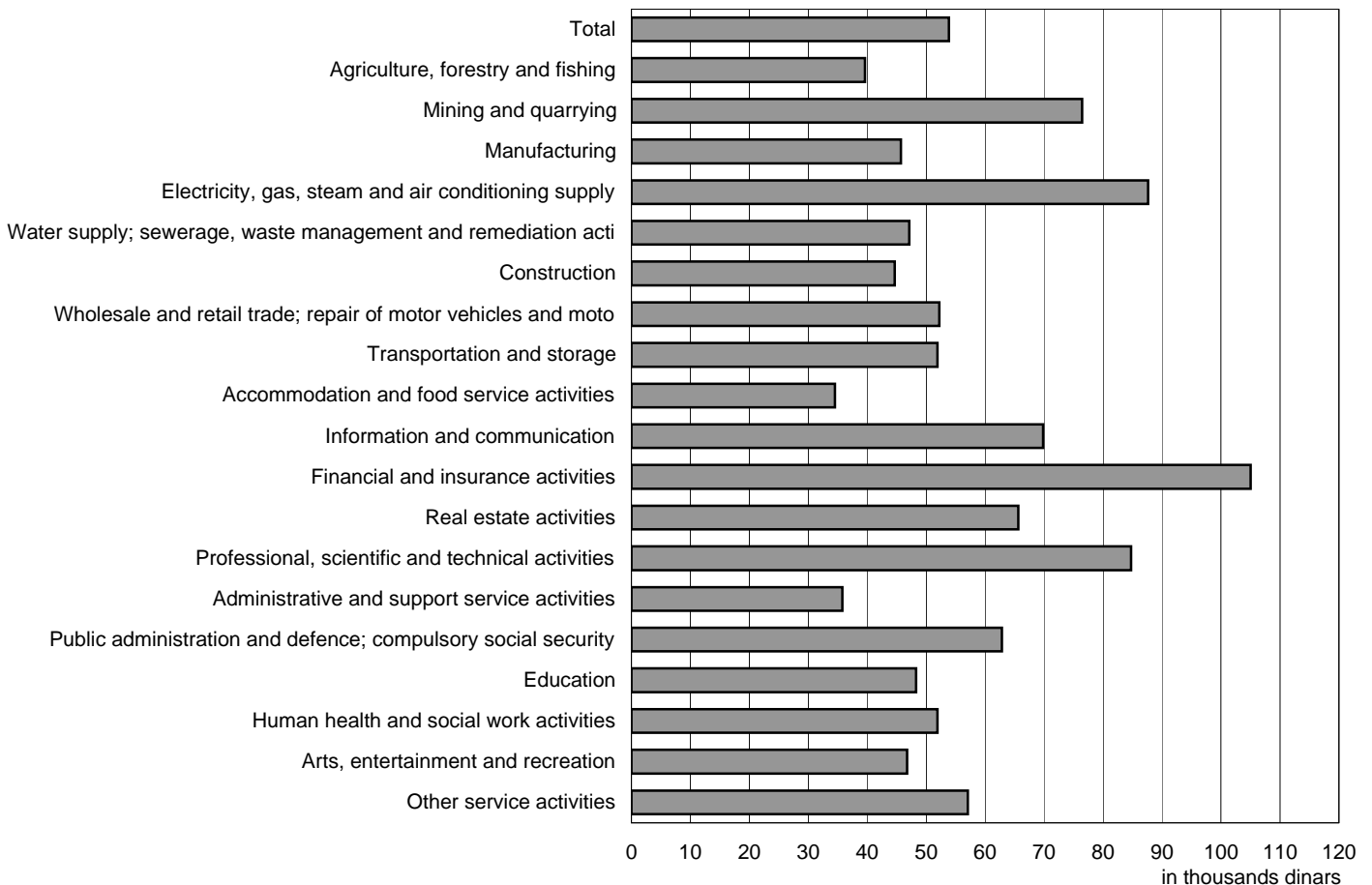
RSD

	Republic of Serbia							
	Total	Serbia – North			Serbia – South			
		Total	City of Belgrade	Region of Vojvodina	Total	Region of Sumadija and Western Serbia	Region of Southern and Eastern Serbia	

**Females**

REPUBLIC OF SERBIA - TOTAL	51197	55976	62043	48615	44127	44108	44152	...
Agriculture, forestry and fishing	37953	41251	49172	38461	29660	30241	28384	...
Mining and quarrying	70829	81563	73427	132982	52402	42697	59368	...
Manufacturing	39504	45270	53818	41538	34543	34444	34691	...
Electricity, gas, steam and air conditioning supply	81836	88305	88965	87173	75300	70379	79533	...
Water supply, sewerage, waste management and remediation	47576	55471	60906	51334	40555	41740	39029	...
Construction	46884	50157	48310	53178	40780	39777	42523	...
Wholesale and retail trade and repair of motor vehicles and m	46583	50478	58041	38769	37111	39356	34397	...
Transportation and storage	50377	54744	57556	47972	39876	40642	38929	...
Accommodation and food service activities	31800	37207	39852	27275	25873	28191	22795	...
Information and communication	67217	69979	74694	56470	53362	54680	51428	...
Financial and insurance activities	97551	102919	104786	97012	73245	73623	72578	...
Real estate activities	63780	69547	69136	70991	41866	46729	39460	...
Professional, scientific and technical activities	84715	92994	92939	93126	46863	49548	44023	...
Administrative and support service activities	37234	35658	40023	29814	43447	44789	42029	...
Public administration and defence; compulsory social security	61630	65621	70187	58793	55104	55354	54786	...
Education	45914	48409	52927	44366	42865	43049	42634	...
Human health and social work activities	49814	50196	51648	48454	49324	49374	49267	...
Arts, entertainment and recreation	45337	45892	46737	44267	43770	43309	44327	...
Other service activities	63963	76655	86244	54778	36007	41574	32160	...

**Average salaries and wages by activity, March 2011  
Republic of Serbia**



## 7. Average salaries and wages by level of educational attainment and sex, March 2011

RSD

	Republic of Serbia							
	Total	Serbia – North			Serbia – South			
		Total	City of Belgrade	Region of Vojvodina	Total	Region of Sumadija and Western Serbia	Region of Southern and Eastern Serbia	

### Total

<b>Total</b>	<b>53857</b>	<b>59716</b>	<b>66414</b>	<b>51857</b>	<b>45779</b>	<b>44899</b>	<b>46839</b>	...
High educational attainment	84677	94086	102638	81756	69440	68698	70334	...
Higher educational attainment	58492	64685	71061	56842	50261	50375	50127	...
Secondary educational attainment	48157	51733	55855	47037	42414	41542	43378	...
Lower educational attainment	31377	33025	36648	29530	29214	29998	28351	...
Highly qualified	59412	64974	65939	62601	51513	47862	56511	...
Qualified	40246	42951	46572	39420	37416	36272	38887	...
Semi-qualified	33125	33319	32799	33912	32929	32596	33422	...
Non-qualified	28751	30406	31343	29868	27117	26481	27907	...

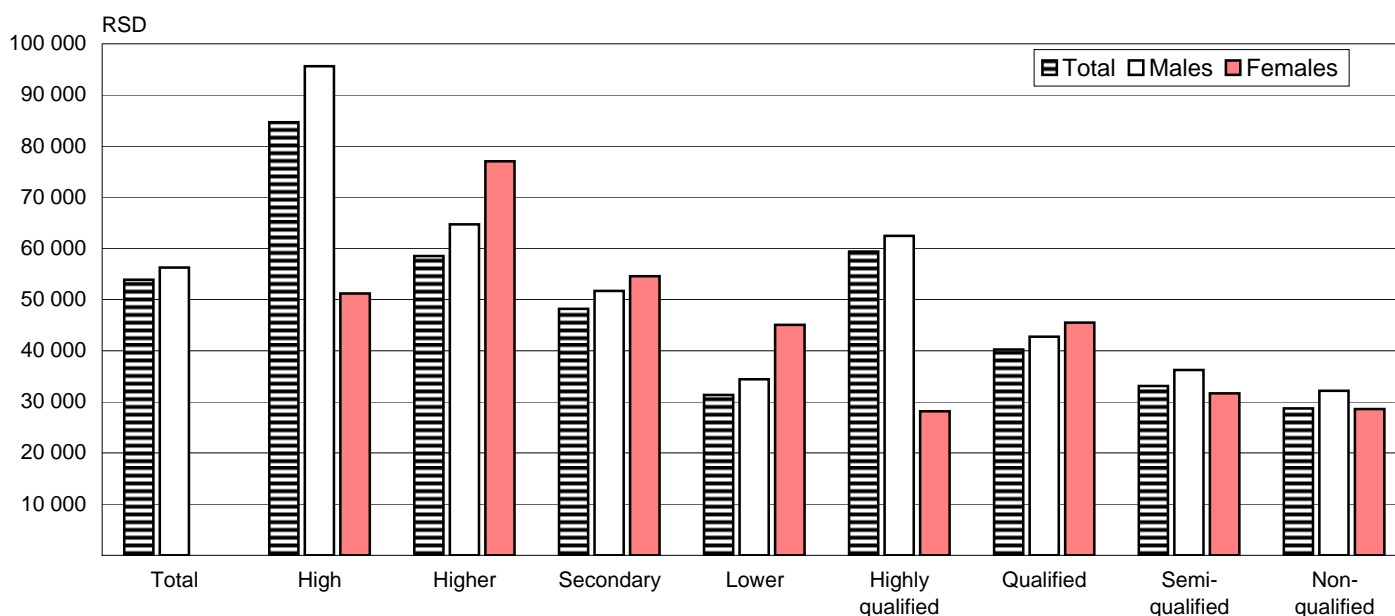
### Males

<b>Total</b>	<b>56273</b>	<b>63309</b>	<b>70743</b>	<b>54864</b>	<b>47167</b>	<b>45597</b>	<b>48970</b>	...
High educational attainment	95626	109365	119615	94485	74656	73601	75818	...
Higher educational attainment	64683	74381	83510	63248	53107	53366	52841	...
Secondary educational attainment	51660	55893	61063	50678	44800	43070	46602	...
Lower educational attainment	34390	36957	41010	32714	31304	32181	30304	...
Highly qualified	62482	67931	68391	66670	54185	50088	59549	...
Qualified	42755	45693	49539	41894	39763	38375	41469	...
Semi-qualified	36239	36695	35310	37987	35848	35117	36804	...
Non-qualified	32195	34328	34606	34170	30214	28750	31970	...

### Females

<b>Total</b>	<b>51197</b>	<b>55976</b>	<b>62043</b>	<b>48615</b>	<b>44127</b>	<b>44108</b>	<b>44152</b>	...
High educational attainment	77043	83837	91196	73278	65568	65315	65896	...
Higher educational attainment	54545	58961	63756	53031	48256	48488	47954	...
Secondary educational attainment	45029	47993	51656	43334	40306	40261	40357	...
Lower educational attainment	28180	29168	32000	26648	26754	27332	26145	...
Highly qualified	45522	49165	49792	48243	41719	40375	43891	...
Qualified	31688	34114	36739	31658	28908	29280	28346	...
Semi-qualified	28591	29259	30335	27696	27744	28682	26012	...
Non-qualified	25208	26614	28229	25676	23732	24077	23288	...

### Republic of Serbia



**8. Average salaries and wages by sector of activities, level of educational attainment and sex,  
March 2011**

Republic of Serbia

RSD

	Total	Level of educational attainment							
		High	Higher	Sec- ondary	Lower	Highly qualified	Qualified	Semi- qualified	Non- qualified
<b>Total</b>									
<b>REPUBLIC OF SERBIA - TOTAL</b>	<b>53857</b>	<b>84677</b>	<b>58492</b>	<b>48157</b>	<b>31377</b>	<b>59412</b>	<b>40246</b>	<b>33125</b>	<b>28751</b>
Agriculture, forestry and fishing	39594	73417	48415	34835	29123	50504	36035	36251	30400
Mining and quarrying	76444	111992	81295	78779	41759	89398	69670	49962	41397
Manufacturing	45729	97219	59214	44971	30134	55127	37612	34625	30224
Electricity, gas, steam and air conditioning supply	87629	122622	93210	84662	55239	88304	76679	61591	55819
Water supply, sewerage, waste management and remediation activities	47130	79716	59741	47500	40884	59461	46780	36956	33788
Construction	44650	81625	56469	44680	36582	45295	39691	31286	30889
Wholesale and retail trade and repair of motor vehicles and motorcycles	52243	123483	67761	45511	28180	65867	32567	30235	29952
Transportation and storage	51900	91589	80608	46405	39013	58805	39131	33690	26096
Accommodation and food service activities	34521	79754	47154	34963	28350	36373	28703	27207	21572
Information and communication	69834	96799	70937	58404	36185	62319	43545	44831	30767
Financial and insurance activities	105037	150265	93167	80598	47389	66861	51686	51954	49327
Real estate activities	65597	108491	66871	60678	44456	59205	49399	41485	41808
Professional, scientific and technical activities	84750	118234	78583	55078	40957	55764	42101	37798	33665
Administrative and support service activities	35786	75774	52836	35159	25348	42893	36119	29693	25876
Public administration and defence; compulsory social security	62824	89067	55412	45084	35404	44354	38574	37211	30009
Education	48281	56328	45523	35996	22986	39422	29403	24061	21551
Human health and social work activities	51934	92341	52971	44435	28425	45074	33078	27049	25184
Arts, entertainment and recreation	46747	68512	54547	39343	31779	51913	33424	34262	28784
Other service activities	57036	115549	69325	51961	48342	46651	36936	39540	31229
<b>Males</b>									
<b>REPUBLIC OF SERBIA - TOTAL</b>	<b>56273</b>	<b>95626</b>	<b>64683</b>	<b>51660</b>	<b>34390</b>	<b>62482</b>	<b>42755</b>	<b>36239</b>	<b>32195</b>
Agriculture, forestry and fishing	40187	75548	49786	35591	29341	50712	36662	36987	31896
Mining and quarrying	77503	113135	87016	86599	44305	89555	70002	49780	41927
Manufacturing	49107	104006	64349	49674	31581	58294	39911	37735	32618
Electricity, gas, steam and air conditioning supply	89044	126407	97014	89108	56566	88526	76925	62586	59082
Water supply, sewerage, waste management and remediation activities	47004	83430	63150	48666	41605	59827	47258	36725	34054
Construction	44200	86118	59015	45326	38380	45431	39726	31925	31989
Wholesale and retail trade and repair of motor vehicles and motorcycles	58292	143148	76023	53175	28742	74805	36736	32526	30960
Transportation and storage	52396	104810	89848	47226	39920	63530	39573	34713	25920
Accommodation and food service activities	38018	92592	51783	37019	28177	39612	30532	28272	22933
Information and communication	71525	104547	74976	60646	40370	63005	45635	48164	35323
Financial and insurance activities	118367	178253	102033	84203	51918	70325	52853	49400	46460
Real estate activities	66691	112017	72552	62952	32707	59145	51061	40157	44275
Professional, scientific and technical activities	84778	124976	82171	54010	37747	52866	41904	34215	32111
Administrative and support service activities	35116	76559	48570	34133	28201	42568	36435	29769	29091
Public administration and defence; compulsory social security	64523	92172	58139	47718	36524	45412	40455	36922	28726
Education	53288	63159	44361	33776	24880	38499	29661	23859	22603
Human health and social work activities	59595	98780	57166	47066	29178	42964	33455	28979	29012
Arts, entertainment and recreation	48329	71837	58315	40867	36919	53390	34029	36077	32240
Other service activities	54109	120549	64840	51259	53027	46828	39796	39486	35813

**8. Average salaries and wages by sector of activities, level of educational attainment and sex,  
March 2011 (continued)**

Republic of Serbia

RSD

	Total	Level of educational attainment							
		High	Higher	Sec- ondary	Lower	Highly qualified	Qualified	Semi- qualified	Non- qualified
<b>Females</b>									
<b>REPUBLIC OF SERBIA - TOTAL</b>	<b>51197</b>	<b>77043</b>	<b>54545</b>	<b>45029</b>	<b>28180</b>	<b>45522</b>	<b>31688</b>	<b>28591</b>	<b>25208</b>
Agriculture, forestry and fishing	37953	69060	46360	33311	28551	49854	32051	31389	26292
Mining and quarrying	70829	109359	71908	62537	28416	76316	64913	52222	29581
Manufacturing	39504	87034	50808	38059	28062	38977	31253	29192	27119
Electricity, gas, steam and air conditioning supply	81836	113599	84258	74216	52400	74067	69187	56213	47350
Water supply, sewerage, waste management and remediation activities	47576	74229	54047	45644	36134	43484	38525	38220	32219
Construction	46884	73436	51440	43246	29736	38443	38142	24173	25843
Wholesale and retail trade and repair of motor vehicles and motorcycles	46583	109357	59598	39503	27537	39730	27978	27366	28149
Transportation and storage	50377	74414	67038	44210	33848	46670	33529	28226	26759
Accommodation and food service activities	31800	67633	42427	33389	28478	31363	26906	26715	21068
Information and communication	67217	88727	65008	55250	31531	59422	34777	39788	20911
Financial and insurance activities	97551	133144	88982	78921	43487	56925	49736	56281	52194
Real estate activities	63780	104391	58569	56911	63434	59430	43027	43365	39874
Professional, scientific and technical activities	84715	110953	74369	56383	44195	72948	42878	43940	37311
Administrative and support service activities	37234	75237	59845	37615	21214	47516	33400	29449	20478
Public administration and defence; compulsory social security	61630	87100	53323	43086	34924	41295	36057	37337	30710
Education	45914	53064	46132	37310	22528	42224	28784	24118	21386
Human health and social work activities	49814	89189	52389	43957	28263	47160	32512	26683	24590
Arts, entertainment and recreation	45337	66092	50595	38035	28104	45380	31952	32366	25644
Other service activities	63963	110960	74265	52655	37097	42674	25195	39868	25670

Published and printed by: Statistical Office of the Republic of Serbia, Belgrade, 5, Milana Rakica St  
Phone: +381-11/2412-922 (operator) • Fax:2411-260 • www.stat.gov.rs

Responsible: Director, Dragan Vukmirovic, PhD

Issued semi-annually