

REPUBLIC OF SERBIA
STATISTICAL OFFICE OF THE REPUBLIC OF SERBIA

WORKING DOCUMENT

ISSN 1820 – 0141

Enterprises in the Republic of Serbia by size, 2008

PUBLISHER

Statistical Office of the Republic of Serbia
Belgrade, Milana Rakića 5

For the publisher

Dragan Vukmirović, PhD, Director

When using the data from this publication, it is obligatory to quote the source

CIP - Каталогизација у публикацији
Народна библиотека Србије, Београд
311 (497.11)

РАДНИ документ / Република Србија -
Републички завод за статистику = Working
Document / Republic of Serbia – Republic
Statistical Office; одговара Драган
Вукмировић.
- 1965, бр. 1- . - Београд (Милана
Ракића 5) : Републички завод за статистику
Србије, 1965- (Београд : Републички завод
за статистику Србије). - 27 cm

ISSN 1820-0141 = Радни документ -
Република Србија. Републички завод за
статистику

COBISS.SR-ID 59835916

Contents

Enterprises in the Republic of Serbia by size, 2008.....	5
Methodological explanations	5
(1) Number of enterprises by size	10
(2) Number of employees by enterprises' size	14
(3) Turnover by enterprises' size	18
(4) Gross value added by enterprises' size	22
Conclusion	23

Enterprises in the Republic of Serbia by size, 2008

Methodological explanations

Considering the increasing number of users and aiming at harmonizing its activities with international standards and recommendations, the Statistical Office of the Republic of Serbia continues publishing the selected macroeconomic indicators for enterprises, by their size. Such monitoring involves non-financial institutional sector according to SNA methodology, on the basis of administrative data source – final accounts of enterprises (processed by the National Bank of Serbia).

Processing results of individual annual financial statements (final accounts) for business enterprises and cooperatives on the territory of the Republic of Serbia are presented in this publication **according to division into micro, small, medium and large enterprises**. From this point of view, the following indicators have been monitored: (1) **number of enterprises**, (2) **number of employees**, (3) **turnover** and (4) **gross value added**. The mentioned features are presented by enterprises' size, in accordance with international recommendations, only according to number of employees, in the following way: 0-9 (micro), 10-49 (small), 50-249 (medium), 250 and over (large). It is important to emphasize that, on the other hand, in the publications of NBS, three classification criteria have been applied for determination of enterprises' size – compliant with Law on Accounting and Audit.

The data are presented for the territory of the Republic of Serbia (excluding Kosovo and Metohia), as well as for the territories of Central Serbia and Vojvodina and regarding the activities, by levels of sections and subsections of the Classification of Activities:

Section A	Agriculture, hunting, forestry and water works supply
Subsection AA	Agriculture
Subsection AB	Forestry
Subsection AV	Water works supply
Section B	Fishing
Section V	Mining and quarrying
Subsection VA	Mining and quarrying of energy-producing materials
Subsection VB	Mining and quarrying except energy-producing materials

Section G	Manufacturing
Subsection GA	Manufacture of food products, beverages and tobacco
Subsection GB	Manufacture of textiles and textile products
Subsection GV	Manufacture of leather and leather products
Subsection GG	Manufacture of wood and wood products
Subsection GD	Manufacture of pulp, paper and paper products; publishing and printing
Subsection GĐ	Manufacture of coke, refined petroleum products and nuclear fuel
Subsection GE	Manufacture of chemicals, chemical products and artificial and synthetically fibres
Subsection GŽ	Manufacture of rubber and plastic products
Subsection GZ	Manufacture of other non-metallic mineral products
Subsection GI	Manufacture of basic metals and fabricated metal products
Subsection GJ	Manufacture of machinery and equipment n.e.c.
Subsection GK	Manufacture of electrical and optical equipment
Subsection GL	Manufacture of transport equipment
Subsection GLj	Manufacturing n.e.c.
Section D	Electricity, gas and water supply
Section Đ	Construction
Section E	Wholesale and retail trade; repair of motor vehicles, motorcycles and personal and household goods
Section Ž	Hotels and restaurants
Section Z	Transport, storage and communications
Section I	Financial intermediation
Section J	Real estate, renting and business activities
Section K	Public administration and defense; compulsory social security
Section L	Education
Section Lj	Health and social work
Section M	Other community, social and personal service activities
Section N	Private households with employed persons
Section Nj	Extra-territorial organizations and bodies

The features are defined as follows:

- *Number of employees* - average number calculated as of the end of each month in the reporting year;
- *Turnover* – sales of goods and services;
- *Gross value added* (at basic prices) - difference between output and intermediate consumption.

1. Number of enterprises by size, 2008

	Total	Micro	Small	Medium	Large
		0 to 9 employees	10 to 49 employees	50 to 249 employees	250 employees and over

REPUBLIC OF SERBIA

Total	89198	75540	10415	2675	568
Agriculture, hunting, forestry and water works supply	3694	3004	474	196	20
Agriculture	3519	2874	457	171	17
Forestry	132	122	7	1	2
Water works supply	43	8	10	24	1
Fishing	84	59	22	3	-
Mining and quarrying	285	221	37	17	10
Mining and quarrying of energy-producing materials	15	11	-	1	3
Mining and quarrying except energy-producing materials	270	210	37	16	7
Manufacturing	18447	13942	3127	1101	277
Manufacture of food products, beverages and tobacco	3226	2357	548	249	72
Manufacture of textiles and textile products	1606	1138	331	115	22
Manufacture of leather and leather products	324	216	58	41	9
Manufacture of wood and wood products	1378	1117	223	36	2
Manufacture of pulp, paper and paper products; publishing and printing	2712	2265	358	74	15
Manufacture of coke, refined petroleum products and nuclear fuel	44	33	7	4	-
Manufacture of chemicals, chemical products and artificial and synthetically fibres	759	568	114	60	17
Manufacture of rubber and plastic products	1063	805	195	49	14
Manufacture of other non-metallic mineral products	751	546	125	62	18
Manufacture of basic metals and fabricated metal products	2260	1654	432	143	31
Manufacture of machinery and equipment n.e.c.	885	634	161	69	21
Manufacture of electrical and optical equipment	1738	1354	285	78	21
Manufacture of transport equipment	340	206	55	50	29
Manufacturing n.e.c.	1361	1049	235	71	6
Electricity, gas and water supply	324	111	82	104	27
Construction	6002	4693	1000	248	61
Wholesale and retail trade; repair of motor vehicles, motorcycles and personal and household goods	35738	32143	3083	443	69
Hotels and restaurants	1887	1464	324	90	9
Transport, storage and communications	5809	4943	683	146	37
Financial intermediation	344	322	17	5	-
Real estate, renting and business activities	13037	11718	1085	201	33
Public administration and defense; compulsory social security	15	13	2	-	-
Education	1049	988	58	3	-
Health and social work	495	329	144	20	2
Other community, social and personal service activities	1986	1588	277	98	23
Private households with employed persons	2	2	-	-	-

1. Number of enterprises by size, 2008

	Total	Micro	Small	Medium	Large
		0 to 9 employees	10 to 49 employees	50 to 249 employees	250 employees and over
CENTRAL SERBIA					
Total	65807	55997	7504	1884	422
Agriculture, hunting, forestry and water works supply	1954	1687	201	59	7
Agriculture	1820	1577	190	47	6
Forestry	110	102	6	1	1
Water works supply	24	8	5	11	-
Fishing	45	36	8	1	-
Mining and quarrying	249	194	33	13	9
Mining and quarrying of energy-producing materials	10	8	-	-	2
Mining and quarrying except energy-producing materials	239	186	33	13	7
Manufacturing	13689	10495	2251	743	200
Manufacture of food products, beverages and tobacco	2292	1734	370	146	42
Manufacture of textiles and textile products	1270	905	262	88	15
Manufacture of leather and leather products	231	156	44	24	7
Manufacture of wood and wood products	1042	856	160	25	1
Manufacture of pulp, paper and paper products; publishing and printing	2137	1805	268	52	12
Manufacture of coke, refined petroleum products and nuclear fuel	33	27	4	2	-
Manufacture of chemicals, chemical products and artificial and synthetically fibres	566	428	85	43	10
Manufacture of rubber and plastic products	733	578	117	29	9
Manufacture of other non-metallic mineral products	532	399	82	39	12
Manufacture of basic metals and fabricated metal products	1669	1219	323	100	27
Manufacture of machinery and equipment n.e.c.	630	451	113	46	20
Manufacture of electrical and optical equipment	1320	1023	217	66	14
Manufacture of transport equipment	222	134	32	31	25
Manufacturing n.e.c.	1012	780	174	52	6
Electricity, gas and water supply	222	85	35	81	21
Construction	4435	3493	706	187	49
Wholesale and retail trade; repair of motor vehicles, motorcycles and personal and household goods	26258	23568	2288	352	50
Hotels and restaurants	1505	1159	261	77	8
Transport, storage and communications	4193	3572	485	106	30
Financial intermediation	262	243	15	4	-
Real estate, renting and business activities	10308	9234	876	167	31
Public administration and defense; compulsory social security	10	8	2	-	-
Education	783	737	43	3	-
Health and social work	330	211	101	16	2
Other community, social and personal service activities	1562	1273	199	75	15
Private households with employed persons	2	2	-	-	-

1. Number of enterprises by size, 2008

	Total	Micro	Small	Medium	Large
		0 to 9 employees	10 to 49 employees	50 to 249 employees	250 employees and over
VOJVODINA					
Total	23391	19543	2911	791	146
Agriculture, hunting, forestry and water works supply	1740	1317	273	137	13
Agriculture	1699	1297	267	124	11
Forestry	22	20	1	-	1
Water works supply	19	-	5	13	1
Fishing	39	23	14	2	-
Mining and quarrying	36	27	4	4	1
Mining and quarrying of energy-producing materials	5	3	-	1	1
Mining and quarrying except energy-producing materials	31	24	4	3	-
Manufacturing	4758	3447	876	358	77
Manufacture of food products, beverages and tobacco	934	623	178	103	30
Manufacture of textiles and textile products	336	233	69	27	7
Manufacture of leather and leather products	93	60	14	17	2
Manufacture of wood and wood products	336	261	63	11	1
Manufacture of pulp, paper and paper products; publishing and printing	575	460	90	22	3
Manufacture of coke, refined petroleum products and nuclear fuel	11	6	3	2	-
Manufacture of chemicals, chemical products and artificial and synthetically fibres	193	140	29	17	7
Manufacture of rubber and plastic products	330	227	78	20	5
Manufacture of other non-metallic mineral products	219	147	43	23	6
Manufacture of basic metals and fabricated metal products	591	435	109	43	4
Manufacture of machinery and equipment n.e.c.	255	183	48	23	1
Manufacture of electrical and optical equipment	418	331	68	12	7
Manufacture of transport equipment	118	72	23	19	4
Manufacturing n.e.c.	349	269	61	19	-
Electricity, gas and water supply	102	26	47	23	6
Construction	1567	1200	294	61	12
Wholesale and retail trade; repair of motor vehicles, motorcycles and personal and household goods	9480	8575	795	91	19
Hotels and restaurants	382	305	63	13	1
Transport, storage and communications	1616	1371	198	40	7
Financial intermediation	82	79	2	1	-
Real estate, renting and business activities	2729	2484	209	34	2
Public administration and defense; compulsory social security	5	5	-	-	-
Education	266	251	15	-	-
Health and social work	165	118	43	4	-
Other community, social and personal service activities	424	315	78	23	8

(1) Number of enterprises by size

On the grounds of the available data, it can be noticed that calculation of macroeconomic aggregates comprised 89 198 enterprises in the Republic of Serbia. In 2008, in Central Serbia, 65 807 enterprises were included, presenting 73.8% of total number of enterprises, and 23 391 enterprises in Vojvodina, being 26.2%.

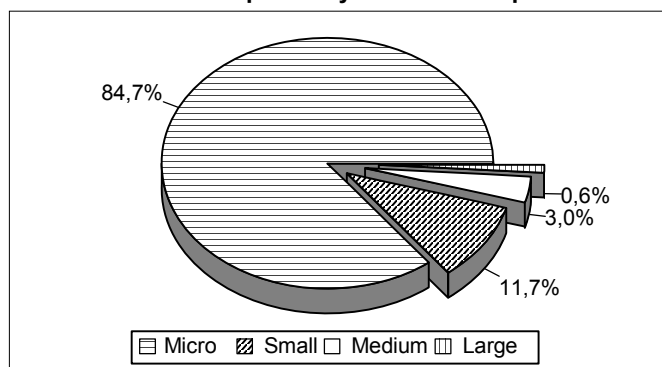
Total of 89 198 enterprises in the Republic of Serbia in 2008 was classified into: 75 540 micro enterprises (84.7%), 10 415 small enterprises (11.7%), 2 675 medium-sized enterprises (3.0%) and 568 large enterprises (0.6%). Structure of enterprises by size was very similar referring to the levels of Central Serbia and Vojvodina.

There were 55 997 micro enterprises (85.1%), 7 504 small enterprises (11.4%), 1 884 medium-sized enterprises (2.9%) and 422 large enterprises (0.6%) out of total 65 807 enterprises located in Central Serbia in 2008.

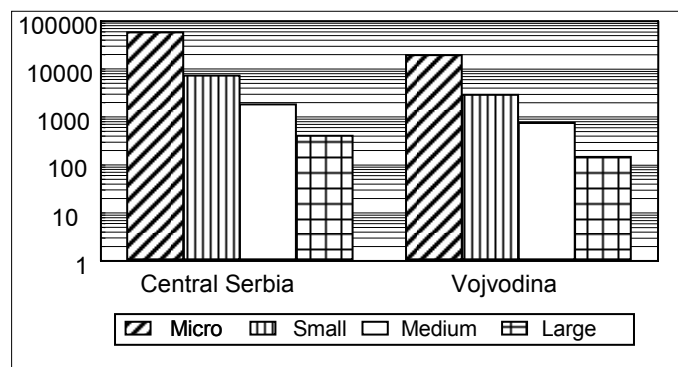
Regarding the territory of Vojvodina, there were 23 391 enterprises in 2008, i.e. 19 543 micro enterprises (83.5%), 2 911 small enterprises (12.5%), 791 medium-sized enterprises (3.4%) and 146 large enterprises (0.6%).

Observed by sections of CA, on the level of the Republic of Serbia, the greatest share in total number of enterprises related to: wholesale and retail trade, motor vehicles repair, etc (40.0%), manufacturing (20.7%), real estate, renting and business activities (14.6%), transport, storage and communications (6.5%), construction (6.7%), and so on.

Graph 1.1 Structure of enterprises by size in the Republic of Serbia, 2008



Graph 1.2 Number of enterprises by size and territories of the Republic of Serbia, 2008



2. Number of employees by enterprises' size, 2008

	Total	Micro	Small	Medium	Large
		0 to 9 employees	10 to 49 employees	50 to 249 employees	250 employees and over

REPUBLIC OF SERBIA

Total	1108130	153567	214136	281865	458562
Agriculture, hunting, forestry and water works supply	51108	4700	10364	19870	16174
Agriculture	42430	4494	10014	17180	10742
Forestry	5471	180	84	204	5003
Water works supply	3207	26	266	2486	429
Fishing	1121	110	539	472	-
Mining and quarrying	34946	418	948	1911	31669
Mining and quarrying of energy-producing materials	27324	5	-	133	27186
Mining and quarrying except energy-producing materials	7622	413	948	1778	4483
Manufacturing	393048	30104	67933	118989	176022
Manufacture of food products, beverages and tobacco	82468	4471	12851	28190	36956
Manufacture of textiles and textile products	34541	2355	7601	11903	12682
Manufacture of leather and leather products	12053	453	1391	4363	5846
Manufacture of wood and wood products	10669	2204	4508	3339	618
Manufacture of pulp, paper and paper products; publishing and printing	24887	4681	7525	7176	5505
Manufacture of coke, refined petroleum products and nuclear fuel	716	42	141	533	-
Manufacture of chemicals, chemical products and artificial and synthetically fibres	23766	1119	2300	6224	14123
Manufacture of rubber and plastic products	20792	1867	3936	5224	9765
Manufacture of other non-metallic mineral products	19711	1140	2597	6579	9395
Manufacture of basic metals and fabricated metal products	51415	3929	9385	16005	22096
Manufacture of machinery and equipment n.e.c.	31276	1507	3380	7139	19250
Manufacture of electrical and optical equipment	30458	3434	6106	8389	12529
Manufacture of transport equipment	29154	399	1166	6355	21234
Manufacturing n.e.c.	21142	2503	5046	7570	6023
Electricity, gas and water supply	47353	190	2379	12440	32344
Construction	90684	10517	20837	25820	33510
Wholesale and retail trade; repair of motor vehicles, motorcycles and personal and household goods	213532	63045	59013	42815	48659
Hotels and restaurants	23342	3081	6949	9025	4287
Transport, storage and communications	118528	11276	13888	15921	77443
Financial intermediation	1323	682	304	337	-
Real estate, renting and business activities	87053	22193	21129	19853	23878
Public administration and defense; compulsory social security	89	28	61	-	-
Education	4159	2904	985	270	-
Health and social work	6936	1301	2885	2158	592
Other community, social and personal service activities	34907	3017	5922	11984	13984
Private households with employed persons	1	1	-	-	-

2. Number of employees by enterprises' size, 2008

	Total	Micro	Small	Medium	Large
		0 to 9 employees	10 to 49 employees	50 to 249 employees	250 employees and over

CENTRAL SERBIA

	833517	114503	153793	197994	367227
Total	833517	114503	153793	197994	367227
Agriculture, hunting, forestry and water works supply	20998	2611	4033	6072	8282
Agriculture	15851	2427	3836	4561	5027
Forestry	3691	158	74	204	3255
Water works supply	1456	26	123	1307	-
Fishing	385	65	151	169	-
Mining and quarrying	22130	352	848	1443	19487
Mining and quarrying of energy-producing materials	15006	2	-	-	15004
Mining and quarrying except energy-producing materials	7124	350	848	1443	4483
Manufacturing	285209	22545	49044	79308	134312
Manufacture of food products, beverages and tobacco	50195	3179	8761	15983	22272
Manufacture of textiles and textile products	27252	1899	6172	9045	10136
Manufacture of leather and leather products	8314	334	1098	2222	4660
Manufacture of wood and wood products	7624	1674	3245	2412	293
Manufacture of pulp, paper and paper products; publishing and printing	19040	3698	5695	5061	4586
Manufacture of coke, refined petroleum products and nuclear fuel	477	38	68	371	-
Manufacture of chemicals, chemical products and artificial and synthetically fibres	14212	870	1627	4380	7335
Manufacture of rubber and plastic products	14530	1339	2291	3319	7581
Manufacture of other non-metallic mineral products	13134	815	1694	4406	6219
Manufacture of basic metals and fabricated metal products	40992	2917	7016	11287	19772
Manufacture of machinery and equipment n.e.c.	26928	1064	2349	4825	18690
Manufacture of electrical and optical equipment	22004	2606	4644	6974	7780
Manufacture of transport equipment	23311	270	631	3445	18965
Manufacturing n.e.c.	17196	1842	3753	5578	6023
Electricity, gas and water supply	38667	135	1142	9777	27613
Construction	70793	7846	14721	19595	28631
Wholesale and retail trade; repair of motor vehicles, motorcycles and personal and household goods	162899	46975	43921	33965	38038
Hotels and restaurants	20011	2427	5574	7988	4022
Transport, storage and communications	102820	8211	9906	11493	73210
Financial intermediation	1055	494	283	278	-
Real estate, renting and business activities	73326	17426	17066	16679	22155
Public administration and defense; compulsory social security	75	14	61	-	-
Education	3217	2198	749	270	-
Health and social work	5010	810	2029	1579	592
Other community, social and personal service activities	26921	2393	4265	9378	10885
Private households with employed persons	1	1	-	-	-

2. Number of employees by enterprises' size, 2008

	Total	Micro	Small	Medium	Large
		0 to 9 employees	10 to 49 employees	50 to 249 employees	250 employees and over
VOJVODINA					
Total	274613	39064	60343	83871	91335
Agriculture, hunting, forestry and water works supply	30110	2089	6331	13798	7892
Agriculture	26579	2067	6178	12619	5715
Forestry	1780	22	10	-	1748
Water works supply	1751	-	143	1179	429
Fishing	736	45	388	303	-
Mining and quarrying	12816	66	100	468	12182
Mining and quarrying of energy-producing materials	12318	3	-	133	12182
Mining and quarrying except energy-producing materials	498	63	100	335	-
Manufacturing	107839	7559	18889	39681	41710
Manufacture of food products, beverages and tobacco	32273	1292	4090	12207	14684
Manufacture of textiles and textile products	7289	456	1429	2858	2546
Manufacture of leather and leather products	3739	119	293	2141	1186
Manufacture of wood and wood products	3045	530	1263	927	325
Manufacture of pulp, paper and paper products; publishing and printing	5847	983	1830	2115	919
Manufacture of coke, refined petroleum products and nuclear fuel	239	4	73	162	-
Manufacture of chemicals, chemical products and artificial and synthetically fibres	9554	249	673	1844	6788
Manufacture of rubber and plastic products	6262	528	1645	1905	2184
Manufacture of other non-metallic mineral products	6577	325	903	2173	3176
Manufacture of basic metals and fabricated metal products	10423	1012	2369	4718	2324
Manufacture of machinery and equipment n.e.c.	4348	443	1031	2314	560
Manufacture of electrical and optical equipment	8454	828	1462	1415	4749
Manufacture of transport equipment	5843	129	535	2910	2269
Manufacturing n.e.c.	3946	661	1293	1992	-
Electricity, gas and water supply	8686	55	1237	2663	4731
Construction	19891	2671	6116	6225	4879
Wholesale and retail trade; repair of motor vehicles, motorcycles and personal and household goods	50633	16070	15092	8850	10621
Hotels and restaurants	3331	654	1375	1037	265
Transport, storage and communications	15708	3065	3982	4428	4233
Financial intermediation	268	188	21	59	-
Real estate, renting and business activities	13727	4767	4063	3174	1723
Public administration and defense; compulsory social security	14	14	-	-	-
Education	942	706	236	-	-
Health and social work	1926	491	856	579	-
Other community, social and personal service activities	7986	624	1657	2606	3099

(2) Number of employees by enterprises' size

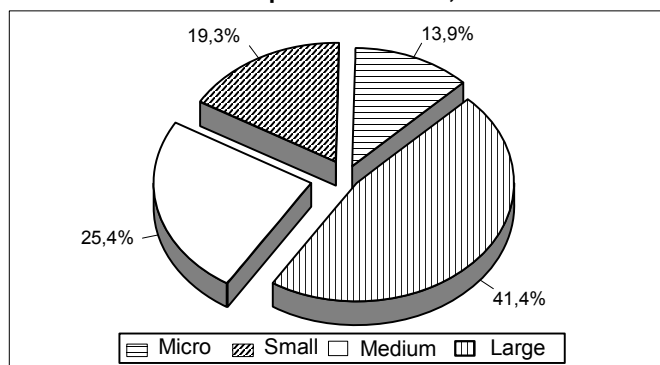
Enterprises in the Republic of Serbia in 2008 employed 1 108 130 persons. There were 833 517 employees (75.2%) in Central Serbia and 274 613 employees in Vojvodina (24.8%).

Share of employees in micro enterprises, observed by territories was very similar: 13.9% regarding the territory of the Republic of Serbia, 13.7% in Central Serbia and 13.2% in Vojvodina. Small enterprises, regarding the number of employees, participated with 19.3% in the Republic of Serbia, 18.5% in Central Serbia and 22.0% in Vojvodina.

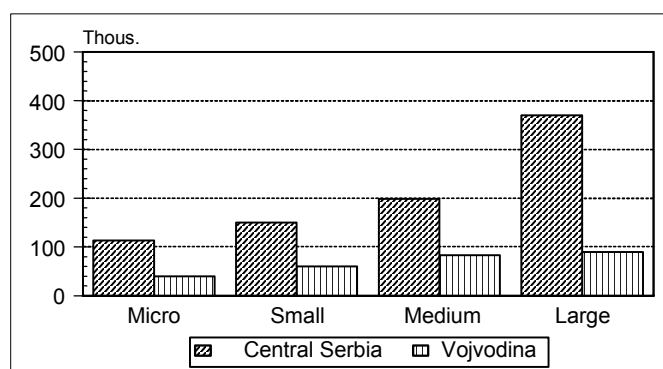
Regarding medium and large enterprises, shares of employees by territories differed: medium enterprises in the Republic of Serbia had the share of 25.4%, and in Central Serbia and Vojvodina the shares were 23.8% and 30.5%, respectively. Considering large enterprises, the shares were as follows: 41.4% in the Republic of Serbia, 44.1% in Central Serbia and 33.2% in Vojvodina.

Observed by sections of CA, the greatest share in total number of employees in the Republic of Serbia in 2008 included the following sections: manufacturing, 393 048 employees, wholesale and retail trade, motor vehicles repair, etc. 213 532 employees, transport, storage and communications – 118 528 employees, etc.

Graph 2.1 Structure of employees by enterprises' size in the Republic of Serbia, 2008



Graph 2.2 Number of employees by enterprises' size and territories of the Republic of Serbia, 2008



3. Turnover by enterprises' size, 2008

mill. RSD

	Total	Micro	Small	Medium	Large
		0 to 9 employees	10 to 49 employees	50 to 249 employees	250 employees and over
REPUBLIC OF SERBIA					
Total	6048479	1000899	1393273	1312421	2341886
Agriculture, hunting, forestry and water works supply	210793	46709	59242	74795	30046
Agriculture	194317	45874	58073	69767	20603
Forestry	8151	797	286	101	6967
Water works supply	8324	37	883	4927	2476
Fishing	3431	427	1416	1588	-
Mining and quarrying	357103	1896	4945	5282	344979
Mining and quarrying of energy-producing materials	337419	44	-	364	337011
Mining and quarrying except energy-producing materials	19684	1852	4945	4918	7969
Manufacturing	1597781	136438	269579	476775	714989
Manufacture of food products, beverages and tobacco	503382	26248	57485	142090	277558
Manufacture of textiles and textile products	43744	5901	12713	15465	9665
Manufacture of leather and leather products	12124	1251	1741	4468	4663
Manufacture of wood and wood products	27914	7465	13244	6364	841
Manufacture of pulp, paper and paper products; publishing and printing	110005	20461	27813	40432	21298
Manufacture of coke, refined petroleum products and nuclear fuel	6201	854	1129	4217	-
Manufacture of chemicals, chemical products and artificial and synthetically fibres	170344	5654	10523	61100	93066
Manufacture of rubber and plastic products	80635	7250	18156	15788	39441
Manufacture of other non-metallic mineral products	68804	5387	10998	19964	32455
Manufacture of basic metals and fabricated metal products	259663	15678	40383	61529	142072
Manufacture of machinery and equipment n.e.c.	61795	8480	13307	13125	26883
Manufacture of electrical and optical equipment	133915	16624	35216	51701	30374
Manufacture of transport equipment	49603	5095	6103	15526	22880
Manufacturing n.e.c.	69653	10088	20767	25005	13792
Electricity, gas and water supply	366839	547	8093	20365	337834
Construction	364070	54616	84980	100629	123844
Wholesale and retail trade; repair of motor vehicles, motorcycles and personal and household goods	2230269	595737	719313	444413	470806
Hotels and restaurants	36000	4761	9886	14827	6527
Transport, storage and communications	480814	50105	111875	55361	263473
Financial intermediation	5220	2795	1104	1321	-
Real estate, renting and business activities	331231	94818	108052	97937	30423
Public administration and defense; compulsory social security	36	25	11	-	-
Education	4149	2279	1489	381	-
Health and social work	6030	1689	3103	942	296
Other community, social and personal service activities	54712	8055	10185	17803	18669
Private households with employed persons	-	-	-	-	-

3. Turnover by enterprises' size, 2008

mill. RSD

	Total	Micro	Small	Medium	Large
		0 to 9 employees	10 to 49 employees	50 to 249 employees	250 employees and over
CENTRAL SERBIA					
Total	4294599	738437	1055112	941371	1559680
Agriculture, hunting, forestry and water works supply	65979	15241	17596	21134	12007
Agriculture	57587	14521	16814	18609	7643
Forestry	5413	682	266	101	4365
Water works supply	2978	37	516	2424	-
Fishing	985	343	209	433	-
Mining and quarrying	52665	1580	4611	3629	42845
Mining and quarrying of energy-producing materials	34905	29	-	-	34876
Mining and quarrying except energy-producing materials	17760	1551	4611	3629	7969
Manufacturing	1071534	101254	198609	301811	469861
Manufacture of food products, beverages and tobacco	278417	17546	34601	68279	157990
Manufacture of textiles and textile products	34197	4826	10472	11477	7422
Manufacture of leather and leather products	8014	858	1396	1651	4109
Manufacture of wood and wood products	20773	5896	9610	4876	392
Manufacture of pulp, paper and paper products; publishing and printing	90978	15961	22789	34000	18227
Manufacture of coke, refined petroleum products and nuclear fuel	3773	849	258	2666	-
Manufacture of chemicals, chemical products and artificial and synthetically fibres	75620	4156	7651	34993	28821
Manufacture of rubber and plastic products	50497	5352	11886	9214	24045
Manufacture of other non-metallic mineral products	40548	4078	7568	13088	15814
Manufacture of basic metals and fabricated metal products	222807	11747	32328	39782	138950
Manufacture of machinery and equipment n.e.c.	48896	4922	9715	8313	25946
Manufacture of electrical and optical equipment	104638	13318	28490	46581	16249
Manufacture of transport equipment	35587	4654	4999	7833	18101
Manufacturing n.e.c.	56786	7091	16846	19057	13792
Electricity, gas and water supply	307053	411	1433	12769	292439
Construction	290528	41843	62675	79680	106329
Wholesale and retail trade; repair of motor vehicles, motorcycles and personal and household goods	1761411	448643	558098	367060	387609
Hotels and restaurants	31297	3776	7837	13700	5984
Transport, storage and communications	373236	36001	95981	42370	198883
Financial intermediation	3652	1852	1083	717	-
Real estate, renting and business activities	285989	77654	96162	82597	29576
Public administration and defense; compulsory social security	30	19	11	-	-
Education	3380	1824	1175	381	-
Health and social work	4078	1030	1954	798	296
Other community, social and personal service activities	42783	6966	7675	14293	13849
Private households with employed persons	-	-	-	-	-

3. Turnover by enterprises' size, 2008

mill. RSD

	Total	Micro	Small	Medium	Large
		0 to 9 employees	10 to 49 employees	50 to 249 employees	250 employees and over
VOJVODINA					
Total	1753880	262462	338162	371050	782206
Agriculture, hunting, forestry and water works supply	144814	31468	41646	53661	18039
Agriculture	136730	31353	41259	51158	12960
Forestry	2738	115	20	-	2603
Water works supply	5346	-	367	2503	2476
Fishing	2447	84	1207	1155	-
Mining and quarrying	304438	317	333	1653	302134
Mining and quarrying of energy-producing materials	302514	15	-	364	302134
Mining and quarrying except energy-producing materials	1924	301	333	1289	-
Manufacturing	526247	35184	70970	174965	245128
Manufacture of food products, beverages and tobacco	224965	8702	22884	73811	119568
Manufacture of textiles and textile products	9547	1075	2241	3988	2243
Manufacture of leather and leather products	4110	394	345	2817	554
Manufacture of wood and wood products	7140	1569	3634	1488	449
Manufacture of pulp, paper and paper products; publishing and printing	19027	4500	5024	6432	3071
Manufacture of coke, refined petroleum products and nuclear fuel	2427	5	871	1551	-
Manufacture of chemicals, chemical products and artificial and synthetically fibres	94723	1498	2873	26107	64245
Manufacture of rubber and plastic products	30138	1898	6271	6574	15396
Manufacture of other non-metallic mineral products	28255	1310	3430	6876	16640
Manufacture of basic metals and fabricated metal products	36855	3931	8056	21746	3122
Manufacture of machinery and equipment n.e.c.	12899	3558	3593	4812	936
Manufacture of electrical and optical equipment	29278	3306	6726	5120	14125
Manufacture of transport equipment	14016	441	1103	7693	4779
Manufacturing n.e.c.	12867	2997	3921	5948	-
Electricity, gas and water supply	59786	136	6660	7596	45395
Construction	73542	12773	22305	20949	17515
Wholesale and retail trade; repair of motor vehicles, motorcycles and personal and household goods	468859	147094	161215	77353	83197
Hotels and restaurants	4703	985	2049	1127	542
Transport, storage and communications	107578	14103	15894	12991	64590
Financial intermediation	1568	944	20	605	-
Real estate, renting and business activities	45242	17165	11890	15340	847
Public administration and defense; compulsory social security	6	6	-	-	-
Education	769	455	314	-	-
Health and social work	1952	659	1149	145	-
Other community, social and personal service activities	11929	1089	2509	3510	4820

(3) Turnover by enterprises' size

Studying the territorial distribution of turnover of enterprises, it is obvious that enterprises from Central Serbia performed 71.0% of total turnover, while the share of enterprises from Vojvodina amounted to 29.0%.

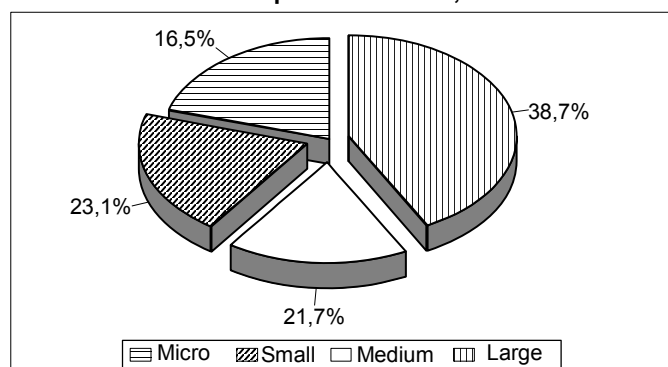
According to enterprises' size, turnover in the Republic of Serbia was distributed as follows: 16.5% micro enterprises, 23.1% small enterprises, 21.7% medium enterprises and 38.7% large enterprises.

Regarding the enterprises in Central Serbia, distribution of turnover was the following: 17.2% micro, 24.6% small, 21.9% medium and 36.3% large enterprises.

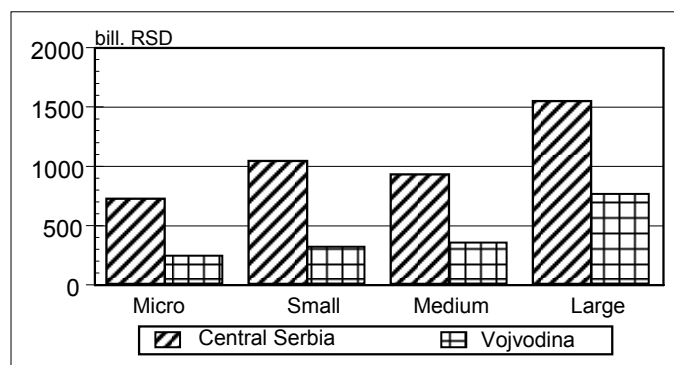
Observing the territory of Vojvodina, distribution share was: 15.0% micro, 19.3% small, 21.1% medium and 44.6% large enterprises.

Observed by activities (sections of CA), the greatest share in turnover in the Republic of Serbia related to enterprises dealing with wholesale and retail trade, repair of motor vehicles, motorcycles and personal and household goods - 36.9%, manufacturing - 26.4%, transport, storage and communications - 7.9%, electricity, gas and water supply - 6.1%, etc.

Graph 3.1 Structure of turnover by enterprises' size in the Republic of Serbia, 2008



Graph 3.2 Turnover by enterprises' size and territories of the Republic of Serbia, 2008



4. Gross value added by enterprises' size, 2008

mill. RSD

	Total	Micro	Small	Medium	Large
		0 to 9 employees	10 to 49 employees	50 to 249 employees	250 employees and over

REPUBLIC OF SERBIA

Total	1224816	140786	233054	270742	580234
Agriculture, hunting, forestry and water works supply	44512	3706	8798	18099	13910
Agriculture	35361	3602	8396	15159	8205
Forestry	5495	78	22	75	5320
Water works supply	3656	25	380	2866	386
Fishing	633	64	257	313	-
Mining and quarrying	55296	414	1148	2171	51562
Mining and quarrying of energy-producing materials	49998	-19	-	201	49816
Mining and quarrying except energy-producing materials	5297	433	1148	1970	1747
Manufacturing	362698	23377	54886	102119	182316
Manufacture of food products, beverages and tobacco	109056	2427	8656	25840	72133
Manufacture of textiles and textile products	14186	1018	3790	5085	4293
Manufacture of leather and leather products	5060	250	549	1899	2362
Manufacture of wood and wood products	5235	1074	2589	1323	249
Manufacture of pulp, paper and paper products; publishing and printing	30163	3687	8265	10962	7248
Manufacture of coke, refined petroleum products and nuclear fuel	1129	45	139	945	-
Manufacture of chemicals, chemical products and artificial and synthetically fibres	30436	965	2214	10262	16994
Manufacture of rubber and plastic products	21730	1364	3334	4632	12400
Manufacture of other non-metallic mineral products	22287	755	2035	5516	13981
Manufacture of basic metals and fabricated metal products	46632	2988	7451	12660	23532
Manufacture of machinery and equipment n.e.c.	19495	1290	3714	4629	9862
Manufacture of electrical and optical equipment	28909	3378	7941	8910	8681
Manufacture of transport equipment	14918	2589	1006	4084	7238
Manufacturing n.e.c.	13463	1546	3202	5371	3344
Electricity, gas and water supply	87650	181	1987	8750	76733
Construction	109907	9808	20861	29731	49507
Wholesale and retail trade; repair of motor vehicles, motorcycles and personal and household goods	232998	57318	78778	50228	46674
Hotels and restaurants	12838	904	3170	5504	3260
Transport, storage and communications	167892	9175	17298	14233	127187
Financial intermediation	1927	641	532	753	-
Real estate, renting and business activities	115219	29809	38670	29184	17555
Public administration and defense; compulsory social security	38	27	11	-	-
Education	2124	1072	780	272	-
Health and social work	3069	629	1526	739	176
Other community, social and personal service activities	28013	3661	4354	8646	11353
Private households with employed persons	0	0	-	-	-

4. Gross value added by enterprises' size, 2008

mill. RSD

	Total	Micro	Small	Medium	Large
		0 to 9 employees	10 to 49 employees	50 to 249 employees	250 employees and over

CENTRAL SERBIA

Total	936723	108957	177046	191509	459211
Agriculture, hunting, forestry and water works supply	17186	1696	3239	5177	7074
Agriculture	12483	1605	3066	3565	4248
Forestry	2982	67	16	75	2825
Water works supply	1720	25	158	1537	-
Fishing	33	45	-24	12	-
Mining and quarrying	26836	349	1071	1625	23791
Mining and quarrying of energy-producing materials	22022	-22	-	-	22044
Mining and quarrying except energy-producing materials	4814	371	1071	1625	1747
Manufacturing	250307	18238	40446	66219	125405
Manufacture of food products, beverages and tobacco	60561	1454	5133	12325	41649
Manufacture of textiles and textile products	10967	860	3187	3719	3201
Manufacture of leather and leather products	3521	201	479	807	2034
Manufacture of wood and wood products	3791	898	1821	946	126
Manufacture of pulp, paper and paper products; publishing and printing	25326	2951	6886	9314	6176
Manufacture of coke, refined petroleum products and nuclear fuel	811	44	49	718	-
Manufacture of chemicals, chemical products and artificial and synthetically fibres	20016	697	1659	6446	11214
Manufacture of rubber and plastic products	13664	1088	2133	2668	7774
Manufacture of other non-metallic mineral products	12378	519	1385	3947	6527
Manufacture of basic metals and fabricated metal products	40088	2303	5553	9161	23071
Manufacture of machinery and equipment n.e.c.	15983	856	2681	2964	9483
Manufacture of electrical and optical equipment	21562	2662	6433	7729	4738
Manufacture of transport equipment	10882	2538	660	1617	6068
Manufacturing n.e.c.	10756	1166	2387	3859	3344
Electricity, gas and water supply	74581	121	654	6342	67464
Construction	90156	7357	15098	23570	44130
Wholesale and retail trade; repair of motor vehicles, motorcycles and personal and household goods	188257	44952	61699	42539	39066
Hotels and restaurants	11422	767	2585	5056	3014
Transport, storage and communications	152678	6558	12855	9419	123846
Financial intermediation	1262	290	523	448	-
Real estate, renting and business activities	98535	24073	33851	23768	16843
Public administration and defense; compulsory social security	26	14	11	-	-
Education	1748	862	614	272	-
Health and social work	2130	409	1000	545	176
Other community, social and personal service activities	21566	3226	3422	6516	8403
Private households with employed persons	0	0	-	-	-

4. Gross value added by enterprises' size, 2008

mill. RSD

	Total	Micro	Small	Medium	Large
		0 to 9 employees	10 to 49 employees	50 to 249 employees	250 employees and over
VOJVODINA					
Total	288093	31829	56009	79233	121023
Agriculture, hunting, forestry and water works supply	27326	2009	5558	12922	6837
Agriculture	22878	1998	5330	11594	3956
Forestry	2513	11	6	-	2495
Water works supply	1935	-	221	1328	386
Fishing	600	18	280	301	-
Mining and quarrying	28460	65	76	546	27772
Mining and quarrying of energy-producing materials	27976	3	-	201	27772
Mining and quarrying except energy-producing materials	484	63	76	345	-
Manufacturing	112391	5139	14440	35900	56912
Manufacture of food products, beverages and tobacco	48495	972	3523	13515	30484
Manufacture of textiles and textile products	3218	158	603	1366	1092
Manufacture of leather and leather products	1539	50	70	1092	327
Manufacture of wood and wood products	1444	177	767	377	123
Manufacture of pulp, paper and paper products; publishing and printing	4836	736	1379	1649	1073
Manufacture of coke, refined petroleum products and nuclear fuel	318	0	90	227	-
Manufacture of chemicals, chemical products and artificial and synthetically fibres	10420	268	555	3817	5780
Manufacture of rubber and plastic products	8066	275	1202	1963	4626
Manufacture of other non-metallic mineral products	9909	236	651	1569	7454
Manufacture of basic metals and fabricated metal products	6543	685	1898	3499	461
Manufacture of machinery and equipment n.e.c.	3512	434	1034	1666	379
Manufacture of electrical and optical equipment	7348	716	1508	1181	3943
Manufacture of transport equipment	4035	52	346	2467	1170
Manufacturing n.e.c.	2707	380	814	1513	-
Electricity, gas and water supply	13069	60	1333	2407	9269
Construction	19752	2450	5763	6161	5378
Wholesale and retail trade; repair of motor vehicles, motorcycles and personal and household goods	44742	12366	17079	7689	7608
Hotels and restaurants	1416	138	584	448	246
Transport, storage and communications	15214	2617	4443	4813	3341
Financial intermediation	665	351	9	305	-
Real estate, renting and business activities	16684	5737	4820	5416	712
Public administration and defense; compulsory social security	13	13	-	-	-
Education	377	210	166	-	-
Health and social work	939	220	526	194	-
Other community, social and personal service activities	6447	435	932	2130	2950

(4) Gross value added by enterprises' size

Enterprises on the territory of Central Serbia participated, in 2008, with 76.5% in gross value added, while in case of Vojvodina, such percentage amounted to 23.5%.

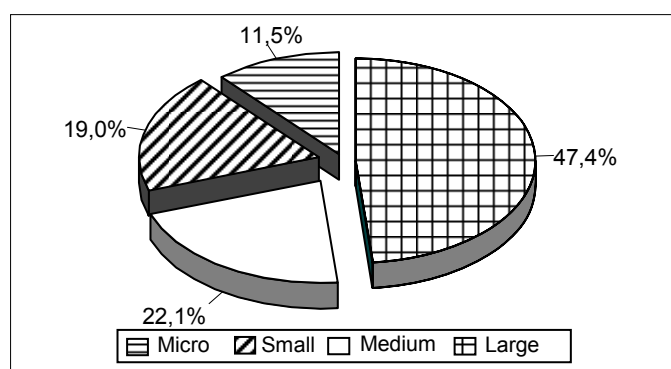
According to enterprises' size, gross value added in the Republic of Serbia was distributed as follows: micro - 11.5%, small - 19.0%, medium - 22.1% and large enterprises - 47.4%.

Observing enterprises in Central Serbia, distribution of gross value added was: micro - 11.6%, small - 18.9%, medium - 20.4% and large - 49.1%.

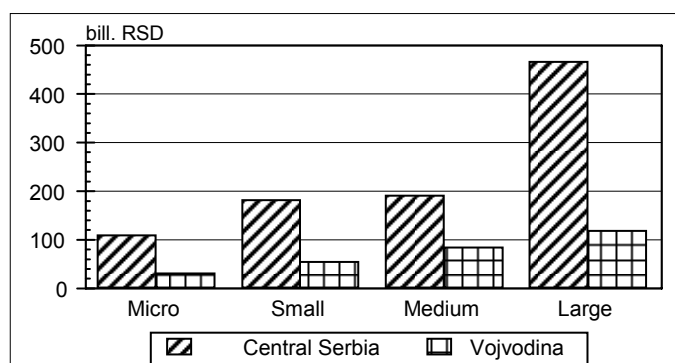
Regarding enterprises in Vojvodina, the data were the following: micro - 11.0%, small - 19.4%, medium - 27.5% and large - 42.1%.

Presented by activities (sections of CA), the most significant share in gross value added on the territory of the Republic of Serbia was realized by the enterprises dealing with manufacturing - 29.6%, wholesale and retail trade, repair of motor vehicles, motorcycles and personal and household goods - 19.0%, transport, storage and communications - 13.7%, real estate, renting and business activities - 9.4%, construction - 9.0%, electricity, gas and water supply - 7.2%, etc.

Graph 4.1 Structure of gross value added by enterprises' size in the Republic of Serbia, 2008



Graph 4.2 Gross value added by enterprises' size and territories of the Republic of Serbia, 2008



Conclusion

Development strategy of small and medium-sized enterprises and entrepreneurship is based on qualified analysis of current situation that is to provide adequate medium-term planning of future development of this sector in Serbia. However, experience related to promotion of small and medium enterprises and entrepreneurship should be emphasized, regarding transition countries.

Small and medium enterprises are taken to be among the mayor forces of economy development. They stimulate private initiative and entrepreneurs' abilities; they are flexible and quickly adjustable to market changes, generating employment, influencing more and more versatile economic activities, contributing to exports and trade, simultaneously presenting the main subject of competitive economy development.

On the basis of overall analysis of development level of the SME sector in the Republic of Serbia in 2008, it is apparent that this sector is becoming more and more significant segment of economy, related to structural reforms conduction, particularly enabling revival of entire growth, meaning also that it will provide new working posts.

The paper prepared by: **Milan Burzanović, Dragan Popović**

EDITORIAL BOARD

Editor in chief: Predrag Čanović, MSc

Members: Gordana Bjelobrk, Ljubica Živadinović, MSc, Mirjana Smolčić

Language editing: Emilija Vidanović

Translation: Katarina Kaličanin

Graphic design: Milan Šormaz

Technical editor: Irena Dimić

www.stat.gov.rs

Published and printed by

Statistical Office of the Republic of Serbia, Belgrade, Milana Rakica 5

Phone: 2412-922; Fax: 2411-260

Number of pages: 24 • Circulation: 20